



CO-ORD SPORT TIN TOPS SERIES / LOHEN TURBO TIN TOPS / PUMA CUP



CSCC 24 Hour Race Meeting
Anglesey International
1st / 2nd July 2023



CSCC 24 Hour Race Meeting - Anglesey - 1st/2nd July 2023

Co-ordsport Tin Tops / Puma Cup / Lohen Turbo Tin Tops

QUALIFYING - RACE 1a - CLASSIFICATION

POS	NO	CL	PIC NAME	ENTRY	TIME	ON	LAPS	GAP	DIFF	MPH
1	888	A	1 Andrew WINDMILL	Honda Civic Type R Leggera 1998	1:39.988	3	15			75.60
2	5	TA	1 Phill BRIGGS	Seat Leon (T) 1987	1:40.862	7	14	0.874	0.874	74.95
3	1*	C	1 Adam BROWN	Ford Fiesta ST150 1999	1:41.120	10	13	1.132	0.258	74.76
4	112	A	2 Manoj PATEL	Honda Civic Type R 1998	1:42.307	11	12	2.319	1.187	73.89
5	7	TD	1 HARRIS / SELBY	Ford Fiesta ST180 (T) 1600	1:42.490	10	13	2.502	0.183	73.76
6	176	A	3 PHILLIPS / GRIFFITHS	Honda Civic Type R 2000	1:43.092	13	13	3.104	0.602	73.33
7	3	TE	1 David MARSON	Abarth 500 (T) 1400	1:43.330	11	12	3.342	0.238	73.16
8	59	TE	2 Andrew MARSON	Abarth Assetto Corse (T) 1398	1:43.386	3	12	3.398	0.056	73.12
9	14	A	4 Steve PAPWORTH	Honda Civic Type R 1998	1:44.056	11	14	4.068	0.670	72.65
10	2	D	1 ROEBUCK / ELY	Honda Civic 1800 / Peugeot 205 GTi 1580	1:44.429	9	11	4.441	0.373	72.39
11	159	TD	2 TATE / HOUSE	Renault Clio Cup Gen 4 (T) 1600	1:45.257	11	12	5.269	0.828	71.82
12	234*	B2	1 James WILSON	Peugeot 206 GTi 1997	1:46.116	4	12	6.128	0.859	71.24
13	6*	TE	3 Richard MARSON	Abarth Assetto Corsa (T) 1400	1:46.815	3	12	6.827	0.699	70.77
14	97	TD	3 SEAGERS / GRIMM	MINI Cooper S JCW R56 (T) 1600	1:47.128	11	12	7.140	0.313	70.56
15	155*	B2	2 SPENCER / WALKER	Renault Clio 172 1998	1:47.486	9	11	7.498	0.358	70.33
16	999	TC	1 WORTLEY / FRANCIS	MINI Cooper S R53 (S/C) 1600	1:48.261	4	6	8.273	0.775	69.83
17	23*	B2	3 BAKER / MELLOR	Renault Clio 172 2000	1:48.955	10	12	8.967	0.694	69.38
18	55	E	1 FLETCHER / FLETCHER	Alfa Romeo 33 1800	1:49.591	5	12	9.603	0.636	68.98
19	4	B2	4 NORTON / PLACE	Peugeot 206 GTi 2000 / Toyota Corolla T Spc	1:50.442	4	8	10.454	0.851	68.45
20	12	TC	2 Stephen WARNER	MINI Cooper S R53 (S/C) 1600	1:52.066	10	13	12.078	1.624	67.46
21	66*	B2	5 BRIAN / BOWCOCK	Renault Clio 172 2000	1:52.224	2	11	12.236	0.158	67.36
22	110*	PC	1 Gareth COTGROVE	Ford Puma 1700	1:52.796	8	10	12.808	0.572	67.02
23	124	TE	4 James MANNING	Abarth 500 Assetto Corse (T) 1400	1:52.902	11	12	12.914	0.106	66.96
24	196	PC	2 GLOVER / CHAPPELL	Ford Puma 1700	1:53.062	10	11	13.074	0.160	66.86
25	187	PC	3 KOEBERLE / EACOCK	Ford Puma 1700	1:53.478	9	10	13.490	0.416	66.62
26	78	A	5 BROWN / TURNER	Honda Civic FN2 1998	1:58.225	2	10	18.237	4.747	63.94
27	88	F	1 ROGERSON / SALYER	Ford KA 1300	2:00.438	11	11	20.450	2.213	62.77
28	69	C	2 GRIFFITHS / MAINWARING	Ford Fiesta ST 2000	2:06.237	2	10	26.249	5.799	59.88
29	21	C	3 Christopher HURWOOD	Ford Fiesta ST 2000			1			

Cars 66, 110 and 234 - Please fit a working transponder

Car 155 - Intermittent transponder - please check fitting

No. 1, 6, 23 - 1 Lap time disallowed; exceeding track limits.

Weather / Track : Cloudy / Dry

These results are provisional until the conclusion of any judicial and technical matters.

Anglesey International GP: 2.1000 miles

Date: 01/07/2023 Start: 10:00 Finish: 10:25

Clerk Of Course :

Stewards :

Timekeeper : Lisa Sneader

CSCC 24 Hour Race Meeting - Anglesey - 1st/2nd July 2023

Co-ordsport Tin Tops / Puma Cup / Lohen Turbo Tin Tops

QUALIFYING - RACE 1a - LAP ANALYSIS

DIFF = Difference To Personal Best Lap

P1 888 Andrew WINDMILL				
LAP	LAP TIME	DIFF	MPH	TIME OF DAY
1 -	2:08.065	28.077	59.03	10:03:12.546
2 -	1:43.569	3.581	72.99	10:04:56.115
3 -	1:39.988 (1)		75.60	10:06:36.103
4 -	1:40.710	0.722	75.06	10:08:16.813
5 -	1:40.663	0.675	75.10	10:09:57.476
6 -	1:40.695	0.707	75.07	10:11:38.171
7 -	1:40.977	0.989	74.86	10:13:19.148
8 -	1:41.003	1.015	74.84	10:15:00.151
9 -	1:43.763	3.775	72.85	10:16:43.914
10 -	1:43.414	3.426	73.10	10:18:27.328
11 -	1:40.647 (3)	0.659	75.11	10:20:07.975
12 -	1:40.284 (2)	0.296	75.38	10:21:48.259
13 -	1:40.993	1.005	74.85	10:23:29.252
14 -	1:40.893	0.905	74.93	10:25:10.145
15 -	2:16.201	36.213	55.50	10:27:26.346

P2 5 Phill BRIGGS				
LAP	LAP TIME	DIFF	MPH	TIME OF DAY
1 -	2:25.094	44.232	52.10	10:03:16.770
2 -	1:48.139	7.277	69.91	10:05:04.909
3 -	1:43.664	2.802	72.92	10:06:48.573
4 -	1:42.556	1.694	73.71	10:08:31.129
5 -	1:44.302	3.440	72.48	10:10:15.431
6 -	1:42.014	1.152	74.10	10:11:57.445
7 -	1:40.862 (1)		74.95	10:13:38.307
8 -	1:41.482 (2)	0.620	74.49	10:15:19.789
9 -	1:46.646 P	5.784	70.88	10:17:06.435
10 -	2:05.828	24.966	60.08	10:19:12.263
11 -	1:43.493	2.631	73.04	10:20:55.756
12 -	1:43.435	2.573	73.08	10:22:39.191
13 -	1:41.777	0.915	74.28	10:24:20.968
14 -	1:41.659 (3)	0.797	74.36	10:26:02.627

P3 1 Adam BROWN				
LAP	LAP TIME	DIFF	MPH	TIME OF DAY
1 -	2:14.407 P	33.287	56.24	10:03:42.669
2 -	2:20.797	39.677	53.69	10:06:03.466
3 -	1:43.142 (3)	2.022	73.29	10:07:46.608
4 -	1:43.769	2.649	72.85	10:09:30.377
5 -	1:42.207 (2)	1.087	73.96	10:11:12.584
6 -	1:57.228	16.108	64.48	10:13:09.812
7 -	1:41.453 D	0.333	74.51	10:14:51.265
8 -	1:46.504	5.384	70.98	10:16:37.769
9 -	1:43.794	2.674	72.83	10:18:21.563
10 -	1:41.120 (1)		74.76	10:20:02.683
11 -	1:46.669	5.549	70.87	10:21:49.352
12 -	1:45.329	4.209	71.77	10:23:34.681
13 -	1:55.639 P	14.519	65.37	10:25:30.320

P4 112 Manoj PATEL				
LAP	LAP TIME	DIFF	MPH	TIME OF DAY
1 -	2:08.857	26.550	58.66	10:03:05.777
2 -	1:46.123	3.816	71.23	10:04:51.900
3 -	1:44.968	2.661	72.02	10:06:36.868
4 -	1:43.182	0.875	73.26	10:08:20.050
5 -	1:43.740	1.433	72.87	10:10:03.790
6 -	1:42.569 (2)	0.262	73.70	10:11:46.359
7 -	1:43.322	1.015	73.16	10:13:29.681
8 -	1:56.344 P	14.037	64.97	10:15:26.025
9 -	1:57.401	15.094	64.39	10:17:23.426

DIFF = Difference To Personal Best Lap

10 -	1:42.713 (3)	0.406	73.60	10:19:06.139
11 -	1:42.307 (1)		73.89	10:20:48.446
12 -	2:03.930 P	21.623	61.00	10:22:52.376

P5 7 HARRIS / SELBY				
LAP	LAP TIME	DIFF	MPH	TIME OF DAY
1 -	1:49.527	7.037	69.02	10:04:49.625
2 -	1:44.945	2.455	72.03	10:06:34.570
3 -	1:46.601	4.111	70.91	10:08:21.171
4 -	1:45.884	3.394	71.39	10:10:07.055
5 -	1:46.671 P	4.181	70.87	10:11:53.726
6 -	2:59.214	1:16.724	42.18	10:14:52.940
7 -	1:47.332	4.842	70.43	10:16:40.272
8 -	1:44.312 (3)	1.822	72.47	10:18:24.584
9 -	1:46.010	3.520	71.31	10:20:10.594
10 -	1:42.490 (1)		73.76	10:21:53.084
11 -	1:43.258 (2)	0.768	73.21	10:23:36.342
12 -	1:52.122	9.632	67.42	10:25:28.464
13 -	1:54.350	11.860	66.11	10:27:22.814

P6 176 PHILLIPS / GRIFFITHS				
LAP	LAP TIME	DIFF	MPH	TIME OF DAY
1 -	2:06.796	23.704	59.62	10:03:48.130
2 -	1:46.183	3.091	71.19	10:05:34.313
3 -	1:44.156 (3)	1.064	72.58	10:07:18.469
4 -	1:44.397	1.305	72.41	10:09:02.866
5 -	1:43.329 (2)	0.237	73.16	10:10:46.195
6 -	1:45.728 P	2.636	71.50	10:12:31.923
7 -	2:43.681	1:00.589	46.18	10:15:15.604
8 -	1:48.531	5.439	69.65	10:17:04.135
9 -	1:46.199	3.107	71.18	10:18:50.334
10 -	1:45.652	2.560	71.55	10:20:35.986
11 -	1:45.099	2.007	71.93	10:22:21.085
12 -	1:44.311	1.219	72.47	10:24:05.396
13 -	1:43.092 (1)		73.33	10:25:48.488

P7 3 David MARSON				
LAP	LAP TIME	DIFF	MPH	TIME OF DAY
1 -	1:44.337	1.007	72.45	10:04:26.206
2 -	1:43.877 (3)	0.547	72.77	10:06:10.083
3 -	1:46.365	3.035	71.07	10:07:56.448
4 -	1:43.585 (2)	0.255	72.98	10:09:40.033
5 -	1:47.111	3.781	70.58	10:11:27.144
6 -	1:52.932 P	9.602	66.94	10:13:20.076
7 -	3:11.030	1:27.700	39.57	10:16:31.106
8 -	1:44.956	1.626	72.03	10:18:16.062
9 -	1:57.397 P	14.067	64.39	10:20:13.459
10 -	2:29.102	45.772	50.70	10:22:42.561
11 -	1:43.330 (1)		73.16	10:24:25.891
12 -	1:57.335 P	14.005	64.43	10:26:23.226

P8 59 Andrew MARSON				
LAP	LAP TIME	DIFF	MPH	TIME OF DAY
1 -	1:51.374	7.988	67.87	10:04:41.484
2 -	1:44.501	1.115	72.34	10:06:25.985
3 -	1:43.386 (1)		73.12	10:08:09.371
4 -	1:50.928 P	7.542	68.15	10:10:00.299
5 -	3:51.230	2:07.844	32.69	10:13:51.529
6 -	1:43.596 (2)	0.210	72.97	10:15:35.125
7 -	1:43.905 (3)	0.519	72.75	10:17:19.030
8 -	1:49.245	5.859	69.20	10:19:08.275
9 -	1:44.726	1.340	72.18	10:20:53.001

CSCC 24 Hour Race Meeting - Anglesey - 1st/2nd July 2023

Co-ordsport Tin Tops / Puma Cup / Lohen Turbo Tin Tops

QUALIFYING - RACE 1a - LAP ANALYSIS

DIFF = Difference To Personal Best Lap

10 -	1:45.033	1.647	71.97	10:22:38.034
11 -	1:43.963	0.577	72.71	10:24:21.997
12 -	1:47.407	4.021	70.38	10:26:09.404

P9 14 Steve PAPWORTH				
LAP	LAP TIME	DIFF	MPH	TIME OF DAY
1 -	2:20.677	36.621	53.74	10:04:00.219
2 -	1:54.955	10.899	65.76	10:05:55.174
3 -	1:47.840	3.784	70.10	10:07:43.014
4 -	1:45.203	1.147	71.86	10:09:28.217
5 -	1:46.062	2.006	71.27	10:11:14.279
6 -	1:45.057	1.001	71.96	10:12:59.336
7 -	1:45.551	1.495	71.62	10:14:44.887
8 -	1:44.817	0.761	72.12	10:16:29.704
9 -	1:44.208 (2)	0.152	72.54	10:18:13.912
10 -	1:44.516 (3)	0.460	72.33	10:19:58.428
11 -	1:44.056 (1)		72.65	10:21:42.484
12 -	1:44.653	0.597	72.23	10:23:27.137
13 -	1:44.647	0.591	72.24	10:25:11.784
14 -	2:09.018 P	24.962	58.59	10:27:20.802

P10 2 ROEBUCK / ELY				
LAP	LAP TIME	DIFF	MPH	TIME OF DAY
1 -	2:13.871	29.442	56.47	10:03:38.658
2 -	1:50.750	6.321	68.26	10:05:29.408
3 -	1:46.564 (2)	2.135	70.94	10:07:15.972
4 -	1:49.966 (3)	5.537	68.74	10:09:05.938
5 -	2:05.444 P	21.015	60.26	10:11:11.382
6 -	2:16.296	31.867	55.46	10:13:27.678
7 -	2:10.484	26.055	57.93	10:15:38.162
8 -	2:05.518	21.089	60.23	10:17:43.680
9 -	1:44.429 (1)		72.39	10:19:28.109
10 -	1:54.399	9.970	66.08	10:21:22.508
11 -	2:11.430 P	27.001	57.52	10:23:33.938

P11 159 TATE / HOUSE				
LAP	LAP TIME	DIFF	MPH	TIME OF DAY
1 -	3:06.270	1:21.013	40.58	10:04:28.145
2 -	1:50.704	5.447	68.29	10:06:18.849
3 -	1:46.890	1.633	70.72	10:08:05.739
4 -	1:48.282	3.025	69.81	10:09:54.021
5 -	1:55.214 P	9.957	65.61	10:11:49.235
6 -	4:45.707	3:00.450	26.46	10:16:34.942
7 -	1:49.050	3.793	69.32	10:18:23.992
8 -	1:51.040	5.783	68.08	10:20:15.032
9 -	1:45.642 (2)	0.385	71.56	10:22:00.674
10 -	1:46.396 (3)	1.139	71.05	10:23:47.070
11 -	1:45.257 (1)		71.82	10:25:32.327
12 -	1:48.878	3.621	69.43	10:27:21.205

P12 234 James WILSON				
LAP	LAP TIME	DIFF	MPH	TIME OF DAY
1 -	1:46.992	0.876	70.65	10:05:58.407
2 -	1:47.829	1.713	70.11	10:07:46.236
3 -	2:01.316	15.200	62.31	10:09:47.552
4 -	1:46.116 (1)		71.24	10:11:33.668
5 -	1:46.965	0.849	70.67	10:13:20.633
6 -	1:46.240 (3)	0.124	71.15	10:15:06.873
7 -	1:52.905	6.789	66.95	10:16:59.778
8 -	1:48.701	2.585	69.54	10:18:48.479
9 -	1:50.968	4.852	68.12	10:20:39.447
10 -	1:52.495	6.379	67.20	10:22:31.942

DIFF = Difference To Personal Best Lap

11 -	1:46.168 (2)	0.052	71.20	10:24:18.110
12 -	2:00.886 P	14.770	62.53	10:26:18.996

P13 6 Richard MARSON				
LAP	LAP TIME	DIFF	MPH	TIME OF DAY
1 -	1:51.146	4.331	68.01	10:05:01.824
2 -	1:45.285 D		71.80	10:06:47.109
3 -	1:46.815 (1)		70.77	10:08:33.924
4 -	2:01.867	15.052	62.03	10:10:35.791
5 -	1:49.748	2.933	68.88	10:12:25.539
6 -	1:50.371	3.556	68.49	10:14:15.910
7 -	1:49.384 (3)	2.569	69.11	10:16:05.294
8 -	1:52.604	5.789	67.13	10:17:57.898
9 -	1:48.753 (2)	1.938	69.51	10:19:46.651
10 -	1:53.757	6.942	66.45	10:21:40.408
11 -	1:55.063 P	8.248	65.70	10:23:35.471
12 -	3:44.138	1:57.323	33.72	10:27:19.609

P14 97 SEAGERS / GRIMM				
LAP	LAP TIME	DIFF	MPH	TIME OF DAY
1 -	2:21.067	33.939	53.59	10:03:55.879
2 -	1:57.014	9.886	64.60	10:05:52.893
3 -	1:52.543	5.415	67.17	10:07:45.436
4 -	1:49.647	2.519	68.94	10:09:35.083
5 -	1:47.712 (2)	0.584	70.18	10:11:22.795
6 -	1:50.228	3.100	68.58	10:13:13.023
7 -	1:55.977 P	8.849	65.18	10:15:09.000
8 -	4:02.308	2:15.180	31.19	10:19:11.308
9 -	1:49.735	2.607	68.89	10:21:01.043
10 -	1:47.900 (3)	0.772	70.06	10:22:48.943
11 -	1:47.128 (1)		70.56	10:24:36.071
12 -	1:48.695	1.567	69.55	10:26:24.766

P15 155 SPENCER / WALKER				
LAP	LAP TIME	DIFF	MPH	TIME OF DAY
1 -	1:53.280	5.794	66.73	10:05:00.894
2 -	1:51.069	3.583	68.06	10:06:51.963
3 -	1:48.754	1.268	69.51	10:08:40.717
4 -	1:48.170 (3)	0.684	69.88	10:10:28.887
5 -	2:07.981 P	20.495	59.07	10:12:36.868
6 -	4:59.471	3:11.985	25.24	10:17:36.339
7 -	1:49.818	2.332	68.84	10:19:26.157
8 -	1:47.792 (2)	0.306	70.13	10:21:13.949
9 -	1:47.486 (1)		70.33	10:23:01.435
10 -	1:48.830	1.344	69.46	10:24:50.265
11 -	1:49.321	1.835	69.15	10:26:39.586

P16 999 WORTLEY / FRANCIS				
LAP	LAP TIME	DIFF	MPH	TIME OF DAY
1 -	2:17.884	29.623	54.82	10:03:36.648
2 -	1:51.956 (3)	3.695	67.52	10:05:28.604
3 -	1:48.404 (2)	0.143	69.73	10:07:17.008
4 -	1:48.261 (1)		69.83	10:09:05.269
5 -	1:55.523 P	7.262	65.44	10:11:00.792
6 -	3:27.693	1:39.432	36.39	10:14:28.485

P17 23 BAKER / MELLOR				
LAP	LAP TIME	DIFF	MPH	TIME OF DAY
1 -	2:20.453	31.498	53.82	10:03:31.958
2 -	1:57.191	8.236	64.51	10:05:29.149
3 -	1:52.499	3.544	67.20	10:07:21.648

CSCC 24 Hour Race Meeting - Anglesey - 1st/2nd July 2023

Co-ordsport Tin Tops / Puma Cup / Lohen Turbo Tin Tops

QUALIFYING - RACE 1a - LAP ANALYSIS

DIFF = Difference To Personal Best Lap

4 -	1:51.121	2.166	68.03	10:09:12.769
5 -	1:52.143	3.188	67.41	10:11:04.912
6 -	2:04.916 P	15.961	60.52	10:13:09.828
7 -	3:35.087	1:46.132	35.14	10:16:44.915
8 -	1:49.358 (3)	0.403	69.13	10:18:34.273
9 -	1:54.214	5.259	66.19	10:20:28.487
10 -	1:48.955 (1)		69.38	10:22:17.442
11 -	4:49.044 D	0.089	69.32	10:24:06.486
12 -	1:49.258 (2)	0.303	69.19	10:25:55.744

P18 55 FLETCHER / FLETCHER

LAP	LAP TIME	DIFF	MPH	TIME OF DAY
1 -	2:26.172	36.581	51.71	10:03:41.683
2 -	1:57.693	8.102	64.23	10:05:39.376
3 -	1:49.740 (2)	0.149	68.89	10:07:29.116
4 -	1:50.084 (3)	0.493	68.67	10:09:19.200
5 -	1:49.591 (1)		68.98	10:11:08.791
6 -	2:04.588 P	14.997	60.68	10:13:13.379
7 -	3:29.568	1:39.977	36.07	10:16:42.947
8 -	1:54.542	4.951	66.00	10:18:37.489
9 -	1:51.887	2.296	67.56	10:20:29.376
10 -	1:51.366	1.775	67.88	10:22:20.742
11 -	1:54.070	4.479	66.27	10:24:14.812
12 -	1:51.656	2.065	67.70	10:26:06.468

P19 4 NORTON / PLACE

LAP	LAP TIME	DIFF	MPH	TIME OF DAY
1 -	2:27.659	37.217	51.19	10:03:14.570
2 -	1:56.234	5.792	65.04	10:05:10.804
3 -	1:51.487 (3)	1.045	67.81	10:07:02.291
4 -	1:50.442 (1)		68.45	10:08:52.733
5 -	1:50.870 (2)	0.428	68.18	10:10:43.603
6 -	2:02.918 P	12.476	61.50	10:12:46.521
7 -	2:23.408	32.966	52.71	10:15:09.929
8 -	3:46.787 P	1:56.345	33.33	10:18:56.716

P20 12 Stephen WARNER

LAP	LAP TIME	DIFF	MPH	TIME OF DAY
1 -	2:24.243	32.177	52.41	10:03:22.111
2 -	1:59.759	7.693	63.12	10:05:21.870
3 -	1:56.432	4.366	64.93	10:07:18.302
4 -	1:53.310 (2)	1.244	66.71	10:09:11.612
5 -	1:54.956	2.890	65.76	10:11:06.568
6 -	1:55.910	3.844	65.22	10:13:02.478
7 -	1:54.556	2.490	65.99	10:14:57.034
8 -	1:57.244 P	5.178	64.48	10:16:54.278
9 -	2:49.162	57.096	44.69	10:19:43.440
10 -	1:52.066 (1)		67.46	10:21:35.506
11 -	1:53.815 (3)	1.749	66.42	10:23:29.321
12 -	2:05.351	13.285	60.31	10:25:34.672
13 -	2:12.864 P	20.798	56.90	10:27:47.536

P21 66 BRIAN / BOWCOCK

LAP	LAP TIME	DIFF	MPH	TIME OF DAY
1 -	1:56.122	3.898	65.10	10:05:18.816
2 -	1:52.224 (1)		67.36	10:07:11.040
3 -	1:53.981 (2)	1.757	66.32	10:09:05.021
4 -	2:10.855 P	18.631	57.77	10:11:15.876
5 -	2:59.511	1:07.287	42.11	10:14:15.388
6 -	1:56.855	4.631	64.69	10:16:12.243
7 -	1:54.870	2.646	65.81	10:18:07.113
8 -	1:54.543	2.319	66.00	10:20:01.656

DIFF = Difference To Personal Best Lap

9 -	1:54.814	2.590	65.84	10:21:56.470
10 -	1:54.586	2.362	65.97	10:23:51.056
11 -	1:54.194 (3)	1.970	66.20	10:25:45.250

P22 110 Gareth COTGROVE

LAP	LAP TIME	DIFF	MPH	TIME OF DAY
1 -	1:56.651	3.855	64.80	10:05:22.798
2 -	1:57.332	4.536	64.43	10:07:20.130
3 -	1:53.701	0.905	66.49	10:09:13.831
4 -	1:53.512 (3)	0.716	66.60	10:11:07.343
5 -	2:04.657 P	11.861	60.64	10:13:12.000
6 -	3:44.381	1:51.585	33.69	10:16:56.382
7 -	1:55.309	2.513	65.56	10:18:51.691
8 -	1:52.796 (1)		67.02	10:20:44.487
9 -	1:53.263 (2)	0.467	66.74	10:22:37.750
10 -	2:06.405 P	13.609	59.80	10:24:44.155

P23 124 James MANNING

LAP	LAP TIME	DIFF	MPH	TIME OF DAY
1 -	2:31.448	38.546	49.91	10:03:21.197
2 -	1:59.746	6.844	63.13	10:05:20.943
3 -	2:02.378	9.476	61.77	10:07:23.321
4 -	1:58.645	5.743	63.71	10:09:21.966
5 -	1:59.364	6.462	63.33	10:11:21.330
6 -	2:01.530	8.628	62.20	10:13:22.860
7 -	1:54.888 (3)	1.986	65.80	10:15:17.748
8 -	2:07.365	14.463	59.35	10:17:25.113
9 -	2:11.465 P	18.563	57.50	10:19:36.578
10 -	2:47.771	54.869	45.06	10:22:24.349
11 -	1:52.902 (1)		66.96	10:24:17.251
12 -	1:54.106 (2)	1.204	66.25	10:26:11.357

P24 196 GLOVER / CHAPPELL

LAP	LAP TIME	DIFF	MPH	TIME OF DAY
1 -	2:29.184	36.122	50.67	10:04:20.820
2 -	2:00.477	7.415	62.75	10:06:21.297
3 -	1:56.851	3.789	64.69	10:08:18.148
4 -	1:57.179	4.117	64.51	10:10:15.327
5 -	1:55.633	2.571	65.37	10:12:10.960
6 -	2:01.421 P	8.359	62.26	10:14:12.381
7 -	4:37.694	2:44.632	27.22	10:18:50.075
8 -	1:56.003	2.941	65.17	10:20:46.078
9 -	1:54.230 (3)	1.168	66.18	10:22:40.308
10 -	1:53.062 (1)		66.86	10:24:33.370
11 -	1:53.112 (2)	0.050	66.83	10:26:26.482

P25 187 KOEBERLE / EACOCK

LAP	LAP TIME	DIFF	MPH	TIME OF DAY
1 -	2:15.840	22.362	55.65	10:03:47.359
2 -	1:56.494	3.016	64.89	10:05:43.853
3 -	1:55.500 (3)	2.022	65.45	10:07:39.353
4 -	1:55.449 (2)	1.971	65.48	10:09:34.802
5 -	2:02.291 P	8.813	61.81	10:11:37.093
6 -	5:05.446	3:11.968	24.75	10:16:42.539
7 -	2:01.083	7.605	62.43	10:18:43.622
8 -	1:57.772	4.294	64.19	10:20:41.394
9 -	1:53.478 (1)		66.62	10:22:34.872
10 -	2:01.556 P	8.078	62.19	10:24:36.428

CSCC 24 Hour Race Meeting - Anglesey - 1st/2nd July 2023

Co-ordsport Tin Tops / Puma Cup / Lohen Turbo Tin Tops

QUALIFYING - RACE 1a - LAP ANALYSIS

DIFF = Difference To Personal Best Lap

P26 78 BROWN / TURNER				
LAP	LAP TIME	DIFF	MPH	TIME OF DAY
1 -	2:00.044 (2)	1.819	62.97	10:05:10.276
2 -	1:58.225 (1)		63.94	10:07:08.501
3 -	2:03.420 P	5.195	61.25	10:09:11.921
4 -	5:44.970	3:46.745	21.91	10:14:56.891
5 -	2:11.261	13.036	57.59	10:17:08.152
6 -	2:09.852	11.627	58.22	10:19:18.004
7 -	2:06.363	8.138	59.82	10:21:24.367
8 -	2:04.480	6.255	60.73	10:23:28.847
9 -	2:02.561 (3)	4.336	61.68	10:25:31.408
10 -	2:03.374	5.149	61.27	10:27:34.782

P27 88 ROGERSON / SALYER				
LAP	LAP TIME	DIFF	MPH	TIME OF DAY
1 -	2:41.889	41.451	46.69	10:03:25.319
2 -	2:17.249	16.811	55.08	10:05:42.568
3 -	2:14.114	13.676	56.36	10:07:56.682
4 -	2:10.831	10.393	57.78	10:10:07.513
5 -	2:11.377	10.939	57.54	10:12:18.890
6 -	2:17.500 P	17.062	54.98	10:14:36.390
7 -	4:09.574	2:09.136	30.29	10:18:45.964
8 -	2:02.517 (3)	2.079	61.70	10:20:48.481
9 -	2:02.538	2.100	61.69	10:22:51.019
10 -	2:01.658 (2)	1.220	62.14	10:24:52.677
11 -	2:00.438 (1)		62.77	10:26:53.115

P28 69 GRIFFITHS / MAINWARING				
LAP	LAP TIME	DIFF	MPH	TIME OF DAY
1 -	2:07.890 (2)	1.653	59.11	10:05:20.174
2 -	2:06.237 (1)		59.88	10:07:26.411
3 -	2:09.542 P	3.305	58.35	10:09:35.953
4 -	4:34.189	2:27.952	27.57	10:14:10.142
5 -	2:13.250	7.013	56.73	10:16:23.392
6 -	2:13.512	7.275	56.62	10:18:36.904
7 -	2:13.849	7.612	56.48	10:20:50.753
8 -	2:10.384	4.147	57.98	10:23:01.137
9 -	2:09.267 (3)	3.030	58.48	10:25:10.404
10 -	2:11.387	5.150	57.53	10:27:21.791

P29 21 Christopher HURWOOD				
LAP	LAP TIME	DIFF	MPH	TIME OF DAY
1 -	4:02.739 P		31.14	10:05:50.251

CSCC 24 Hour Race Meeting - Anglesey - 1st/2nd July 2023

Co-ordsport Tin Tops / Puma Cup / Lohen Turbo Tin Tops

QUALIFYING - RACE 1a - STATISTICS

Competitors Started 29
Planned Start 2023-07-01 @ 10:00:00.000
Actual Start 2023-07-01 @ 10:00:41.162
Finish Time 2023-07-01 @ 10:25:42.404
Track Length 2.1000mi.
Total Laps 325
Total Distance Covered 682.5000mi.

Session Fastest Lap History

NO	CL	NAME	LAP TIME	TIME OF DAY	LAP	VEHICLE
112	A	Manoj PATEL	2:08.857	10:03:05.841	1	Honda Civic Type R 1998
3	TE	David MARSON	1:44.337	10:04:26.237	1	Abarth 500 (T) 1400
888	A	Andrew WINDMILL	1:43.569	10:04:56.141	2	Honda Civic Type R Leggera
888	A	Andrew WINDMILL	1:39.988	10:06:36.128	3	Honda Civic Type R Leggera

Flag History

TYPE	TIME OF DAY
GREEN	10:00:41.162
FINISH	10:25:42.404

Flag Statistics

TYPE	COUNT	TOTAL LAPS	TOTAL TIME
Green	1	15	27:12.896
Red	0	0	0.000
Safety Car	0	0	0.000
FCY	0	0	0.000

CSCC 24 Hour Race Meeting - Anglesey - 1st/2nd July 2023

Co-ordsport Tin Tops / Puma Cup / Lohen Turbo Tin Tops

QUALIFYING - RACE 1a - STATISTICS

CLASS : A

5 Starters

Fastest Lap History

NO	NAME	LAP TIME	TIME OF DAY	LAP	VEHICLE
112	Manoj PATEL	2:08.857	10:03:05.841	1	Honda Civic Type R 1998
112	Manoj PATEL	1:46.123	10:04:51.966	2	Honda Civic Type R 1998
888	Andrew WINDMILL	1:43.569	10:04:56.141	2	Honda Civic Type R Leggera 1998
888	Andrew WINDMILL	1:39.988	10:06:36.128	3	Honda Civic Type R Leggera 1998

CSCC 24 Hour Race Meeting - Anglesey - 1st/2nd July 2023

Co-ordsport Tin Tops / Puma Cup / Lohen Turbo Tin Tops

QUALIFYING - RACE 1a - STATISTICS

CLASS : B2

5 Starters

Fastest Lap History

NO	NAME	LAP TIME	TIME OF DAY	LAP	VEHICLE
23	BAKER / MELLOR	2:20.453	10:03:32.016	1	Renault Clio 172 2000
155	SPENCER / WALKER	1:53.280	10:05:00.954	1	Renault Clio 172 1998
234	James WILSON	1:46.992	10:05:58.407	1	Peugeot 206 GTi 1997
234	James WILSON	1:46.116	10:11:33.668	4	Peugeot 206 GTi 1997

CSCC 24 Hour Race Meeting - Anglesey - 1st/2nd July 2023

Co-ordsport Tin Tops / Puma Cup / Lohen Turbo Tin Tops

QUALIFYING - RACE 1a - STATISTICS

CLASS : C

3 Starters

Fastest Lap History

NO	NAME	LAP TIME	TIME OF DAY	LAP	VEHICLE
69	GRIFFITHS / MAINWARING	2:07.890	10:05:20.209	1	Ford Fiesta ST 2000
69	GRIFFITHS / MAINWARING	2:06.237	10:07:26.446	2	Ford Fiesta ST 2000
1	Adam BROWN	1:43.142	10:07:46.649	3	Ford Fiesta ST150 1999
1	Adam BROWN	1:42.207	10:11:12.627	5	Ford Fiesta ST150 1999
1	Adam BROWN	1:41.120	10:20:02.726	10	Ford Fiesta ST150 1999

CSCC 24 Hour Race Meeting - Anglesey - 1st/2nd July 2023

Co-ordsport Tin Tops / Puma Cup / Lohen Turbo Tin Tops

QUALIFYING - RACE 1a - STATISTICS

CLASS : D

1 Starters

Fastest Lap History

NO	NAME	LAP TIME	TIME OF DAY	LAP	VEHICLE
2	ROEBUCK / ELY	1:50.750	10:05:29.439	2	Honda Civic 1800 / Peugeot 205 GTi 1580
2	ROEBUCK / ELY	1:46.564	10:07:15.999	3	Honda Civic 1800 / Peugeot 205 GTi 1580
2	ROEBUCK / ELY	1:44.429	10:19:28.151	9	Honda Civic 1800 / Peugeot 205 GTi 1580

CSCC 24 Hour Race Meeting - Anglesey - 1st/2nd July 2023

Co-ordsport Tin Tops / Puma Cup / Lohen Turbo Tin Tops

QUALIFYING - RACE 1a - STATISTICS

CLASS : E

1 Starters

Fastest Lap History

NO	NAME	LAP TIME	TIME OF DAY	LAP	VEHICLE
55	FLETCHER / FLETCHER	1:57.693	10:05:39.413	2	Alfa Romeo 33 1800
55	FLETCHER / FLETCHER	1:49.740	10:07:29.154	3	Alfa Romeo 33 1800
55	FLETCHER / FLETCHER	1:49.591	10:11:08.828	5	Alfa Romeo 33 1800

CSCC 24 Hour Race Meeting - Anglesey - 1st/2nd July 2023

Co-ordsport Tin Tops / Puma Cup / Lohen Turbo Tin Tops

QUALIFYING - RACE 1a - STATISTICS

CLASS : F

1 Starters

Fastest Lap History

NO	NAME	LAP TIME	TIME OF DAY	LAP	VEHICLE
88	ROGERSON / SALYER	2:17.249	10:05:42.605	2	Ford KA 1300
88	ROGERSON / SALYER	2:14.114	10:07:56.719	3	Ford KA 1300
88	ROGERSON / SALYER	2:10.831	10:10:07.550	4	Ford KA 1300
88	ROGERSON / SALYER	2:02.517	10:20:48.481	8	Ford KA 1300
88	ROGERSON / SALYER	2:01.658	10:24:52.712	10	Ford KA 1300
88	ROGERSON / SALYER	2:00.438	10:26:53.149	11	Ford KA 1300

CSCC 24 Hour Race Meeting - Anglesey - 1st/2nd July 2023

Co-ordsport Tin Tops / Puma Cup / Lohen Turbo Tin Tops

QUALIFYING - RACE 1a - STATISTICS

CLASS : PC

3 Starters

Fastest Lap History

NO	NAME	LAP TIME	TIME OF DAY	LAP	VEHICLE
196	GLOVER / CHAPPELL	2:29.184	10:04:20.865	1	Ford Puma 1700
110	Gareth COTGROVE	1:56.651	10:05:22.798	1	Ford Puma 1700
187	KOEBERLE / EACOCK	1:56.494	10:05:43.897	2	Ford Puma 1700
187	KOEBERLE / EACOCK	1:55.500	10:07:39.398	3	Ford Puma 1700
110	Gareth COTGROVE	1:53.701	10:09:13.831	3	Ford Puma 1700
110	Gareth COTGROVE	1:53.512	10:11:07.343	4	Ford Puma 1700
110	Gareth COTGROVE	1:52.796	10:20:44.487	8	Ford Puma 1700

CSCC 24 Hour Race Meeting - Anglesey - 1st/2nd July 2023

Co-ordsport Tin Tops / Puma Cup / Lohen Turbo Tin Tops

QUALIFYING - RACE 1a - STATISTICS

CLASS : TA

1 Starters

Fastest Lap History

NO	NAME	LAP TIME	TIME OF DAY	LAP	VEHICLE
5	Phill BRIGGS	1:48.139	10:05:04.943	2	Seat Leon (T) 1987
5	Phill BRIGGS	1:43.664	10:06:48.605	3	Seat Leon (T) 1987
5	Phill BRIGGS	1:42.556	10:08:31.161	4	Seat Leon (T) 1987
5	Phill BRIGGS	1:42.014	10:11:57.478	6	Seat Leon (T) 1987
5	Phill BRIGGS	1:40.862	10:13:38.340	7	Seat Leon (T) 1987

CSCC 24 Hour Race Meeting - Anglesey - 1st/2nd July 2023

Co-ordsport Tin Tops / Puma Cup / Lohen Turbo Tin Tops

QUALIFYING - RACE 1a - STATISTICS

CLASS : TC

2 Starters

Fastest Lap History

NO	NAME	LAP TIME	TIME OF DAY	LAP	VEHICLE
12	Stephen WARNER	1:59.759	10:05:21.903	2	MINI Cooper S R53 (S/C) 1600
999	WORTLEY / FRANCIS	1:51.956	10:05:28.632	2	MINI Cooper S R53 (S/C) 1600
999	WORTLEY / FRANCIS	1:48.404	10:07:17.036	3	MINI Cooper S R53 (S/C) 1600
999	WORTLEY / FRANCIS	1:48.261	10:09:05.296	4	MINI Cooper S R53 (S/C) 1600

CSCC 24 Hour Race Meeting - Anglesey - 1st/2nd July 2023

Co-ordsport Tin Tops / Puma Cup / Lohen Turbo Tin Tops

QUALIFYING - RACE 1a - STATISTICS

CLASS : TD

3 Starters

Fastest Lap History

NO	NAME	LAP TIME	TIME OF DAY	LAP	VEHICLE
7	HARRIS / SELBY	1:49.527	10:04:49.654	1	Ford Fiesta ST180 (T) 1600
7	HARRIS / SELBY	1:44.945	10:06:34.596	2	Ford Fiesta ST180 (T) 1600
7	HARRIS / SELBY	1:44.312	10:18:24.608	8	Ford Fiesta ST180 (T) 1600
7	HARRIS / SELBY	1:42.490	10:21:53.116	10	Ford Fiesta ST180 (T) 1600

CSCC 24 Hour Race Meeting - Anglesey - 1st/2nd July 2023

Co-ordsport Tin Tops / Puma Cup / Lohen Turbo Tin Tops

QUALIFYING - RACE 1a - STATISTICS

CLASS : TE

4 Starters

Fastest Lap History

NO	NAME	LAP TIME	TIME OF DAY	LAP	VEHICLE
3	David MARSON	1:44.337	10:04:26.237	1	Abarth 500 (T) 1400
3	David MARSON	1:43.877	10:06:10.112	2	Abarth 500 (T) 1400
59	Andrew MARSON	1:43.386	10:08:09.403	3	Abarth Assetto Corse (T) 1398
3	David MARSON	1:43.330	10:24:25.921	11	Abarth 500 (T) 1400

CSCC 24 Hour Race Meeting - Anglesey - 1st/2nd July 2023

Co-ordsport Tin Tops / Puma Cup / Lohen Turbo Tin Tops

RACE 1a - GRID (40 minutes) - AMENDED

ROW 15		29	21 Christopher HURWOOD	
ROW 14	28	69 GRIFFITHS / MAINWARING	27	88 ROGERSON / SALYER
ROW 13	26	78 BROWN / TURNER	25	187 KOEBERLE / EACOCK
ROW 12	24	196 GLOVER / CHAPPELL	23	55 FLETCHER / FLETCHER
ROW 11	22	124 James MANNING	21	110 Gareth COTGROVE
ROW 10	20	66 BRIAN / BOWCOCK	19	12 Stephen WARNER
ROW 9	18	4 NORTON / PLACE	17	23 BAKER / MELLOR
ROW 8	16	999 WORTLEY / FRANCIS	15	155 SPENCER / WALKER
ROW 7	14	97 SEAGERS / GRIMM	13	6 Richard MARSON
ROW 6	12	234 James WILSON	11	159 TATE / HOUSE
ROW 5	10	2 ROEBUCK / ELY	9	14 Steve PAPWORTH
ROW 4	8	1 Adam BROWN	7	59 Andrew MARSON
ROW 3	6	888 Andrew WINDMILL	5	3 David MARSON
ROW 2	4	176 PHILLIPS / GRIFFITHS	3	7 HARRIS / SELBY
ROW 1	2	112 Manoj PATEL	1	5 Phill BRIGGS
Pole				

Cars 1, 55 and 888 - 5 grid place penalty applied

Anglesey International GP: 2.1000 miles

These results are provisional until the conclusion of any judicial and technical matters.

Clerk Of Course :	Stewards :	Timekeeper : Lisa Sneader
-------------------	------------	---------------------------



CSCC 24 Hour Race Meeting - Anglesey - 1st/2nd July 2023

Co-ordsport Tin Tops / Puma Cup / Lohen Turbo Tin Tops

RACE 1a - CLASSIFICATION

POS	NO	CL	PIC NAME	ENTRY	LAPS	TIME	GAP	DIFF	MPH	BEST	ON
1	1	C	1 Adam BROWN	Ford Fiesta ST150 1999	23	40:52.430			70.90	1:41.376	2
2	5*	TA	1 Phill BRIGGS	Seat Leon (T) 1987	23	41:21.329	28.899	28.899	70.07	1:40.979	3
3	112	A	1 Manoj PATEL	Honda Civic Type R 1998	23	41:21.733	29.303	0.404	70.06	1:42.781	11
4	2	D	1 ELY / ROEBUCK	Honda Civic 1800 / Peugeot 205 GTi 1580	23	41:53.787	1:01.357	32.054	69.17	1:43.533	3
5	14	A	2 Steve PAPWORTH	Honda Civic Type R 1998	23	41:54.192	1:01.762	0.405	69.15	1:43.871	2
6	59	TE	1 Andrew MARSON	Abarth Assetto Corse (T) 1398	23	42:05.496	1:13.066	11.304	68.84	1:42.841	6
7	97	TD	1 SEAGERS / GRIMM	MINI Cooper S JCW R56 (T) 1600	23	42:37.512	1:45.082	32.016	67.98	1:44.748	7
8	999	TC	1 FRANCIS / WORTLEY	MINI Cooper S R53 (S/C) 1600	22	41:13.541	1 Lap	1 Lap	67.23	1:45.995	7
9	159	TD	2 HOUSE / TATE	Renault Clio Cup Gen 4 (T) 1600	22	41:14.543	1 Lap	1.002	67.21	1:45.993	11
10	21	C	2 Christopher HURWOOD	Ford Fiesta ST 2000	22	42:10.903	1 Lap	56.360	65.71	1:47.953	19
11	155	B2	1 SPENCER / WALKER	Renault Clio 172 1998	22	42:28.548	1 Lap	17.645	65.26	1:47.373	17
12	55	E	1 FLETCHER / FLETCHER	Alfa Romeo 33 1800	22	42:43.145	1 Lap	14.597	64.88	1:49.448	3
13	124	TE	2 James MANNING	Abarth 500 Assetto Corse (T) 1400	21	41:36.829	2 Laps	1 Lap	63.58	1:50.837	17
14	12	TC	2 Stephen WARNER	MINI Cooper S R53 (S/C) 1600	21	41:41.901	2 Laps	5.072	63.45	1:51.218	5
15	196	PC	1 GLOVER / CHAPPELL	Ford Puma 1700	21	42:10.561	2 Laps	28.660	62.73	1:52.886	2
16	187	PC	2 KOEBERLE / EACOCK	Ford Puma 1700	21	42:12.862	2 Laps	2.301	62.68	1:52.176	20
17	66*	B2	2 BRIAN / BOWCOCK	Renault Clio 172 2000	21	42:25.672	2 Laps	12.810	62.36	1:51.503	5
18	6	TE	3 Richard MARSON	Abarth Assetto Corsa (T) 1400	20	40:51.197	3 Laps	1 Lap	61.68	1:45.465	2
19	234	B2	3 James WILSON	Peugeot 206 GTi 1997	20	41:03.726	3 Laps	12.529	61.37	1:45.959	2
20	78	A	3 BROWN / TURNER	Honda Civic FN2 1998	20	42:10.294	3 Laps	1:06.568	59.75	1:56.275	16
21	88	F	1 SALYER / ROGERSON	Ford KA 1300	20	42:32.245	3 Laps	21.951	59.24	1:59.632	16
22	4*	B2	4 NORTON / PLACE	Peugeot 206 GTi 2000 / Toyota Corolla T S	20	42:34.526	3 Laps	2.281	65.10	1:48.963	3

NOT CLASSIFIED

DNF	888	A	Andrew WINDMILL	Honda Civic Type R Leggera 1998	15	28:05.962	8 Laps	5 Laps	67.26	1:40.493	3
NC	7	TD	SELBY / HARRIS	Ford Fiesta ST180 (T) 1600	13	42:06.103	10 Laps	2 Laps	38.90	1:42.692	11
DNF	23	B2	BAKER / MELLOR	Renault Clio 172 2000	7	13:02.831	16 Laps	6 Laps	67.60	1:49.206	6
DNF	3	TE	David MARSON	Abarth 500 (T) 1400	6	13:31.037	17 Laps	1 Lap	55.92	1:43.351	2
DNF	110	PC	Gareth COTGROVE	Ford Puma 1700	2	4:04.099	21 Laps	4 Laps	61.94	1:52.472	2
DNF	176	A	PHILLIPS / GRIFFITHS	Honda Civic Type R 2000	1	3:34.877	22 Laps	1 Lap	35.18		

FASTEST LAP

888	A	Andrew WINDMILL	Honda Civic Type R Leggera 1998	3	1:40.493	75.22 mph	121.06 kph
5	TA	Phill BRIGGS	Seat Leon (T) 1987	3	1:40.979	74.86 mph	120.48 kph
1	C	Adam BROWN	Ford Fiesta ST150 1999	2	1:41.376	74.57 mph	120.01 kph
7	TD	SELBY / HARRIS	Ford Fiesta ST180 (T) 1600	11	1:42.692	73.61 mph	118.47 kph
59	TE	Andrew MARSON	Abarth Assetto Corse (T) 1398	6	1:42.841	73.51 mph	118.30 kph
2	D	ELY / ROEBUCK	Honda Civic 1800 / Peugeot 205 GTi 1580	3	1:43.533	73.02 mph	117.51 kph
234	B2	James WILSON	Peugeot 206 GTi 1997	2	1:45.959	71.34 mph	114.82 kph
999	TC	FRANCIS / WORTLEY	MINI Cooper S R53 (S/C) 1600	7	1:45.995	71.32 mph	114.78 kph
55	E	FLETCHER / FLETCHER	Alfa Romeo 33 1800	3	1:49.448	69.07 mph	111.16 kph
187	PC	KOEBERLE / EACOCK	Ford Puma 1700	20	1:52.176	67.39 mph	108.46 kph
88	F	SALYER / ROGERSON	Ford KA 1300	16	1:59.632	63.19 mph	101.70 kph

Car 66 - Please fit a working transponder

Car 5 30.89 second penalty applied for incorrect/short pit stop duration/pitting outside window ref Series Infringements

Car 66 73.69 second penalty applied for incorrect/short pit stop duration/pitting outside window ref Series Infringements

Car 4 -2 lap penalty applied for change to 1 car team ref SR's

Weather / Track : Cloudy / Dry

These results are provisional until the conclusion of any judicial and technical matters.

Race Distance: 23 Laps / 48.30 miles

Anglesey International GP: 2.1000 miles

Date: 01/07/2023 Start: 13:30 Finish: 14:11

Clerk Of Course :

Stewards :

Timekeeper : Lisa Sneader



CSCC 24 Hour Race Meeting - Anglesey - 1st/2nd July 2023

Co-ordsport Tin Tops / Puma Cup / Lohen Turbo Tin Tops

RACE 1a - CLASSIFICATION BY CLASS

CLASS : Tin Tops - A

POS	NO	NAME	ENTRY	LAPS	TIME	GAP	DIFF	MPH	BEST	ON
1	112	Manoj PATEL	Honda Civic Type R 1998	23	41:21.733			70.06	1:42.781	11
2	14	Steve PAPWORTH	Honda Civic Type R 1998	23	41:54.192	32.459	32.459	69.15	1:43.871	2
3	78	BROWN / TURNER	Honda Civic FN2 1998	20	42:10.294	3 Laps	3 Laps	59.75	1:56.275	16
DNF	888	Andrew WINDMILL	Honda Civic Type R Leggera 1998	15	28:05.962	8 Laps	5 Laps	67.26	1:40.493	3
DNF	176	PHILLIPS / GRIFFITHS	Honda Civic Type R 2000	1	3:34.877	22 Laps	14 Laps	35.18		

CLASS : Tin Tops - B2

POS	NO	NAME	ENTRY	LAPS	TIME	GAP	DIFF	MPH	BEST	ON
1	155	SPENCER / WALKER	Renault Clio 172 1998	22	42:28.548			65.26	1:47.373	17
2	66 *	BRIAN / BOWCOCK	Renault Clio 172 2000	21	42:25.672	1 Lap	1 Lap	62.36	1:51.503	5
3	234	James WILSON	Peugeot 206 GTi 1997	20	41:03.726	2 Laps	1 Lap	61.37	1:45.959	2
4	4 *	NORTON / PLACE	Peugeot 206 GTi 2000 / Toyota Corol	20	42:34.526	2 Laps	1:30.800	65.10	1:48.963	3
DNF	23	BAKER / MELLOR	Renault Clio 172 2000	7	13:02.831	15 Laps	13 Laps	67.60	1:49.206	6

CLASS : Tin Tops - C

POS	NO	NAME	ENTRY	LAPS	TIME	GAP	DIFF	MPH	BEST	ON
1	1	Adam BROWN	Ford Fiesta ST150 1999	23	40:52.430			70.90	1:41.376	2
2	21	Christopher HURWOOD	Ford Fiesta ST 2000	22	42:10.903	1 Lap	1 Lap	65.71	1:47.953	19

CLASS : Tin Tops - D

POS	NO	NAME	ENTRY	LAPS	TIME	GAP	DIFF	MPH	BEST	ON
1	2	ELY / ROEBUCK	Honda Civic 1800 / Peugeot 205 GTi	23	41:53.787			69.17	1:43.533	3

CLASS : Tin Tops - E

POS	NO	NAME	ENTRY	LAPS	TIME	GAP	DIFF	MPH	BEST	ON
1	55	FLETCHER / FLETCHER	Alfa Romeo 33 1800	22	42:43.145			64.88	1:49.448	3

CLASS : Tin Tops - F

POS	NO	NAME	ENTRY	LAPS	TIME	GAP	DIFF	MPH	BEST	ON
1	88	SALYER / ROGERSON	Ford KA 1300	20	42:32.245			59.24	1:59.632	16

CLASS : Tin Tops - PC

POS	NO	NAME	ENTRY	LAPS	TIME	GAP	DIFF	MPH	BEST	ON
1	196	GLOVER / CHAPPELL	Ford Puma 1700	21	42:10.561			62.73	1:52.886	2
2	187	KOEBERLE / EACOCK	Ford Puma 1700	21	42:12.862	2.301	2.301	62.68	1:52.176	20
DNF	110	Gareth COTGROVE	Ford Puma 1700	2	4:04.099	19 Laps	19 Laps	61.94	1:52.472	2

CLASS : Turbo Tin Tops - TA

POS	NO	NAME	ENTRY	LAPS	TIME	GAP	DIFF	MPH	BEST	ON
1	5 *	Phill BRIGGS	Seat Leon (T) 1987	23	41:21.329			70.07	1:40.979	3

CLASS : Turbo Tin Tops - TC

POS	NO	NAME	ENTRY	LAPS	TIME	GAP	DIFF	MPH	BEST	ON
1	999	FRANCIS / WORTLEY	MINI Cooper S R53 (S/C) 1600	22	41:13.541			67.23	1:45.995	7
2	12	Stephen WARNER	MINI Cooper S R53 (S/C) 1600	21	41:41.901	1 Lap	1 Lap	63.45	1:51.218	5

CLASS : Turbo Tin Tops - TD

Weather / Track : Cloudy / Dry

These results are provisional until the conclusion of any judicial and technical matters.

Race Distance: 23 Laps / 48.30 miles

Anglesey International GP: 2.1000 miles

Date: 01/07/2023 Start: 13:30 Finish: 14:11

Clerk Of Course :

Stewards :

Timekeeper : Lisa Sneader



CSCC 24 Hour Race Meeting - Anglesey - 1st/2nd July 2023

Co-ordsport Tin Tops / Puma Cup / Lohen Turbo Tin Tops

RACE 1a - CLASSIFICATION BY CLASS

POS	NO	NAME	ENTRY	LAPS	TIME	GAP	DIFF	MPH	BEST	ON
1	97	SEAGERS / GRIMM	MINI Cooper S JCW R56 (T) 1600	23	42:37.512			67.98	1:44.748	7
2	159	HOUSE / TATE	Renault Clio Cup Gen 4 (T) 1600	22	41:14.543	1 Lap	1 Lap	67.21	1:45.993	11
NC	7	SELBY / HARRIS	Ford Fiesta ST180 (T) 1600	13	42:06.103	10 Laps	9 Laps	38.90	1:42.692	11

CLASS : Turbo Tin Tops - TE

POS	NO	NAME	ENTRY	LAPS	TIME	GAP	DIFF	MPH	BEST	ON
1	59	Andrew MARSON	Abarth Assetto Corse (T) 1398	23	42:05.496			68.84	1:42.841	6
2	124	James MANNING	Abarth 500 Assetto Corse (T) 1400	21	41:36.829	2 Laps	2 Laps	63.58	1:50.837	17
3	6	Richard MARSON	Abarth Assetto Corsa (T) 1400	20	40:51.197	3 Laps	1 Lap	61.68	1:45.465	2
DNF	3	David MARSON	Abarth 500 (T) 1400	6	13:31.037	17 Laps	14 Laps	55.92	1:43.351	2

FASTEST LAP

888	A	Andrew WINDMILL	Honda Civic Type R Leggera 1998	3	1:40.493		75.22 mph	121.06 kph
5	TA	Phill BRIGGS	Seat Leon (T) 1987	3	1:40.979		74.86 mph	120.48 kph
1	C	Adam BROWN	Ford Fiesta ST150 1999	2	1:41.376		74.57 mph	120.01 kph
7	TD	SELBY / HARRIS	Ford Fiesta ST180 (T) 1600	11	1:42.692		73.61 mph	118.47 kph
59	TE	Andrew MARSON	Abarth Assetto Corse (T) 1398	6	1:42.841		73.51 mph	118.30 kph
2	D	ELY / ROEBUCK	Honda Civic 1800 / Peugeot 205 GTi 1	3	1:43.533		73.02 mph	117.51 kph
234	B2	James WILSON	Peugeot 206 GTi 1997	2	1:45.959		71.34 mph	114.82 kph
999	TC	FRANCIS / WORTLEY	MINI Cooper S R53 (S/C) 1600	7	1:45.995		71.32 mph	114.78 kph
55	E	FLETCHER / FLETCHER	Alfa Romeo 33 1800	3	1:49.448		69.07 mph	111.16 kph
187	PC	KOEBERLE / EACOCK	Ford Puma 1700	20	1:52.176		67.39 mph	108.46 kph
88	F	SALYER / ROGERSON	Ford KA 1300	16	1:59.632		63.19 mph	101.70 kph

Car 66 - Please fit a working transponder

Car 5 30.89 second penalty applied for incorrect/short pit stop duration/pitting outside window ref Series Infringements

Car 66 73.69 second penalty applied for incorrect/short pit stop duration/pitting outside window ref Series Infringements

Car 4 -2 lap penalty applied for change to 1 car team ref SR's

Weather / Track : Cloudy / Dry

These results are provisional until the conclusion of any judicial and technical matters.

Race Distance: 23 Laps / 48.30 miles
Anglesey International GP: 2.1000 miles
Date: 01/07/2023 Start: 13:30 Finish: 14:11

Clerk Of Course :	Stewards :	Timekeeper : Lisa Sneader
-------------------	------------	---------------------------

CSCC 24 Hour Race Meeting - Anglesey - 1st/2nd July 2023

Co-ordsport Tin Tops / Puma Cup / Lohen Turbo Tin Tops

RACE 1a - LAP CHART

LAP 1 @ 13:31:57.086			LAP 2 @ 13:33:38.116			LAP 3 @ 13:35:19.095			LAP 4 @ 13:37:00.207			LAP 5 @ 13:38:41.989		
NO	BEHIND	LAP TIME	NO	BEHIND	LAP TIME	NO	BEHIND	LAP TIME	NO	BEHIND	LAP TIME	NO	BEHIND	LAP TIME
5		1:42.314	5		1:41.030	5		1:40.979	5		1:41.112	5		1:41.782
1	3.218	1:45.532	1	3.564	1:41.376	1	3.963	1:41.378	1	4.434	1:41.583	88	1 Lap	2:00.360
112	3.758	1:46.072	888	4.936	1:41.925	888	4.450	1:40.493	888	4.815	1:41.477	1	5.529	1:42.877
888	4.041	1:46.355	112	6.590	1:43.862	112	8.487	1:42.876	112	10.316	1:42.941	888	5.991	1:42.958 P
59	4.770	1:47.084	59	7.672	1:43.932	59	10.065	1:43.372	59	12.554	1:43.601	112	11.613	1:43.079
3	5.948	1:48.262	3	8.269	1:43.351	2	12.931	1:43.533	2	16.138	1:44.319	59	14.906	1:44.134
2	7.622	1:49.936	2	10.377	1:43.785	14	14.101	1:44.005	14	17.024	1:44.035	2	18.487	1:44.131
14	8.234	1:50.548	14	11.075	1:43.871	7	17.032	1:45.212	7	20.382	1:44.462	14	19.865	1:44.623
7	9.077	1:51.391	176	1 Lap	3:34.877 P	234	24.462	1:46.547	234	30.510	1:47.160	7	22.652	1:44.052
234	13.965	1:56.279	7	12.799	1:44.752	97	25.434	1:45.733	97	30.636	1:46.314	97	34.013	1:45.159
159	14.575	1:56.889	234	18.894	1:45.959	3	28.919	2:01.629 P	159	36.964	1:47.298	234	36.746	1:48.018
6	14.713	1:57.027	6	19.148	1:45.465	159	30.778	1:47.633	999	37.733	1:47.263	159	41.745	1:46.563
97	15.198	1:57.512	97	20.680	1:46.512	999	31.582	1:47.841	155	42.095	1:48.642	999	42.312	1:46.361
999	17.691	2:00.005	159	24.124	1:50.579	155	34.565	1:49.503	4	43.787	1:49.181	155	49.796	1:49.483
155	18.136	2:00.450	999	24.720	1:48.059	4	35.718	1:48.963	6	47.848	1:46.097	4	51.227	1:49.222
4	19.183	2:01.497	155	26.041	1:48.935	23	39.226	1:50.488	23	48.558	1:50.444	23	57.074	1:50.298
23	20.379	2:02.693	4	27.734	1:49.581	6	42.863	2:04.694	55	54.421	1:49.918	55	1:03.000	1:50.361
12	25.240	2:07.554	23	29.717	1:50.368	55	45.615	1:49.448	12	1:01.387	1:52.108	6	1:04.978	1:58.912
55	27.183	2:09.497	55	37.146	1:50.993	12	50.391	1:52.800	21	1:02.477	1:51.377	12	1:10.823	1:51.218
66	28.353	2:10.667	12	38.570	1:54.360	66	51.748	1:53.384	66	1:03.067	1:52.431	21	1:11.565	1:50.870
110	29.313	2:11.627	66	39.343	1:52.020	21	52.212	1:49.213	196	1:09.115	1:54.403	66	1:12.788	1:51.503
196	31.396	2:13.710	110	40.755	1:52.472	196	55.824	1:53.551	124	1:12.681	1:53.599	196	1:20.899	1:53.566
124	32.354	2:14.668	196	43.252	1:52.886	124	1:00.194	1:54.272	187	1:17.010	1:54.954	124	1:24.695	1:53.796
187	34.018	2:16.332	21	43.978	1:49.885	187	1:03.168	1:55.503	78	1:36.816	1:57.250	187	1:29.793	1:54.565
21	35.123	2:17.437	124	46.901	1:55.577	78	1:20.678	1:57.657				3	1 Lap	4:28.013
88	45.079	2:27.393	187	48.644	1:55.656	88	1:24.017	1:59.914						
78	46.607	2:28.921	78	1:04.000	1:58.423									
			88	1:05.082	2:01.033									

CSCC 24 Hour Race Meeting - Anglesey - 1st/2nd July 2023

Co-ordsport Tin Tops / Puma Cup / Lohen Turbo Tin Tops

RACE 1a - LAP CHART

LAP 6 @ 13:40:23.918			LAP 7 @ 13:42:08.126			LAP 8 @ 13:43:53.607			LAP 9 @ 13:45:36.416			LAP 10 @ 13:47:18.975		
NO	BEHIND	LAP TIME	NO	BEHIND	LAP TIME	NO	BEHIND	LAP TIME	NO	BEHIND	LAP TIME	NO	BEHIND	LAP TIME
5		1:41.929	5		1:44.208 P	1		1:41.947	1		1:42.809	1		1:42.559
1	5.645	1:42.045	1	3.534	1:42.097	124	1 Lap	1:54.648	66	1 Lap	1:53.581	12	1 Lap	1:54.011
78	1 Lap	1:59.648	112	13.677	1:44.108	187	1 Lap	1:55.166	124	1 Lap	1:51.606	59	17.572	1:45.252 P
112	13.777	1:44.093	59	15.040	1:43.430	112	11.749	1:43.553	196	1 Lap	1:55.542	14	1 Lap	3:20.702
59	15.818	1:42.841	2	20.963	1:44.632	59	13.593	1:44.034	59	14.879	1:44.095	196	1 Lap	1:53.904
2	20.539	1:43.981	14	23.252	1:44.912	2	19.534	1:44.052	112	15.115	1:46.175 P	2	23.328	1:44.484
88	1 Lap	2:01.287	7	24.546	1:44.206	14	25.330	1:47.559 P	2	21.403	1:44.678	124	1 Lap	1:56.935 P
14	22.548	1:44.612	78	1 Lap	2:00.699	888	27.986	1:42.442	187	1 Lap	1:59.255 P	66	1 Lap	1:57.940 P
7	24.548	1:43.825	888	31.025	1:40.801	7	32.697	1:53.632 P	888	27.466	1:42.289 P	234	1 Lap	3:20.827
888	34.432	2:10.370	88	1 Lap	2:00.578	97	38.766	1:46.738	97	45.498	1:49.541 P	999	1:04.480	1:46.915
97	36.969	1:44.885	97	37.509	1:44.748	78	1 Lap	2:02.998	999	1:00.124	1:50.253	155	1:20.510	1:49.647
234	41.767	1:46.950	234	44.523	1:46.964	159	50.535	1:47.646	159	1:00.691	1:52.965 P	4	1:22.760	1:49.471
159	46.459	1:46.643	159	48.370	1:46.119	234	50.809	1:51.767 P	78	1 Lap	2:02.056	6	1 Lap	1:49.709
999	47.170	1:46.787	999	48.957	1:45.995	999	52.680	1:49.204	88	1 Lap	1:59.801	78	1 Lap	2:06.619 P
155	57.179	1:49.312	155	1:02.166	1:49.195	88	1 Lap	2:03.481	155	1:13.422	1:49.402	5	1:30.403	1:42.386
4	58.635	1:49.337	4	1:04.092	1:49.665	155	1:06.829	1:50.144	4	1:15.848	1:49.916	88	1 Lap	2:06.589 P
23	1:04.351	1:49.206	23	1:09.477	1:49.334	4	1:08.741	1:50.130	6	1 Lap	3:23.392			
55	1:12.008	1:50.937	55	1:17.821	1:50.021	55	1:24.665	1:52.325	5	1:30.576	1:43.571			
6	1:13.256	1:50.207	21	1:25.664	1:48.802	21	1:29.373	1:49.190	55	1:34.130	1:52.274			
21	1:21.070	1:51.434	6	1:27.439	1:58.391 P	5	1:29.814	3:15.295	21	1:38.588	1:52.024 P			
12	1:23.799	1:54.905	12	1:33.018	1:53.427	12	1:41.510	1:53.973						
196	1:33.357	1:54.387	3	1 Lap	1:45.308									
66	1:35.021	2:04.162	196	1:43.609	1:54.460									
124	1:36.009	1:53.243	66	1:44.046	1:53.233									
3	1 Lap	1:44.474												
187	1:43.356	1:55.492												

CSCC 24 Hour Race Meeting - Anglesey - 1st/2nd July 2023

Co-ordsport Tin Tops / Puma Cup / Lohen Turbo Tin Tops

RACE 1a - LAP CHART

LAP 11 @ 13:49:02.067			LAP 12 @ 13:52:14.119			LAP 13 @ 13:53:55.757			LAP 14 @ 13:55:37.716			LAP 15 @ 13:57:20.193		
NO	BEHIND	LAP TIME	NO	BEHIND	LAP TIME	NO	BEHIND	LAP TIME	NO	BEHIND	LAP TIME	NO	BEHIND	LAP TIME
1		1:43.092 P	5		1:42.192	5		1:41.638	5		1:41.959	5		1:42.477
55	1 Lap	1:51.581	1	5.696	3:17.748	1	6.351	1:42.293	1	6.483	1:42.091	1	6.308	1:42.302
112	1 Lap	3:12.445	21	1 Lap	1:49.307	4	1 Lap	3:32.724	112	19.755	1:43.293	112	20.480	1:43.202
12	1 Lap	1:54.527	6	1 Lap	1:46.712	6	1 Lap	1:46.530	4	1 Lap	1:55.822	21	1 Lap	1:49.072
14	1 Lap	1:44.910	112	16.613	1:43.975	21	1 Lap	1:48.789	21	1 Lap	1:48.988	4	1 Lap	1:52.916
2	27.382	1:47.146 P	66	1 Lap	1:57.737	112	18.421	1:43.446	55	1 Lap	3:23.115	55	1 Lap	1:52.373
196	1 Lap	1:55.309 P	88	2 Laps	3:42.172	66	1 Lap	1:53.488	6	1 Lap	2:04.723 P	2	43.071	1:44.460
187	2 Laps	3:36.817	55	31.523	1:52.549 P	155	1 Lap	4:00.953	2	41.088	1:45.606	14	49.652	1:44.952
888	1 Lap	3:42.567	78	2 Laps	3:58.239	2	37.441	1:44.794	66	1 Lap	1:53.133	155	1 Lap	1:49.849
97	1 Lap	3:25.650	2	34.285	3:18.955	88	2 Laps	2:01.081	155	1 Lap	1:51.102	66	1 Lap	1:54.120
234	1 Lap	1:48.888	14	41.366	1:45.307	14	44.620	1:44.892	14	47.177	1:44.516	888	1:00.541	1:48.586 P
159	1 Lap	3:30.391	124	1 Lap	1:52.746	78	2 Laps	1:57.535	888	54.432	1:41.630	59	1:03.217	1:44.676
999	1:10.789	1:49.401 P	888	55.692	1:42.594	888	54.761	1:40.707	59	1:01.018	1:44.080	78	2 Laps	1:58.282
155	1:29.208	1:51.790 P	59	56.483	1:44.463	59	58.897	1:44.052	88	2 Laps	2:02.057	88	2 Laps	2:00.678
5	1:29.860	1:42.549	12	1:00.875	1:56.306	124	1 Lap	1:53.636	78	2 Laps	1:57.451	97	1:21.944	1:48.650
4	1:31.226	1:51.558 P	196	1 Lap	3:43.502	97	1:11.419	1:46.810	124	1 Lap	1:51.762	6	1 Lap	2:27.997
21	1 Lap	3:20.221	97	1:06.247	1:46.292	12	1:18.455	1:59.218 P	97	1:15.771	1:46.311	124	1 Lap	1:54.734
66	1 Lap	2:52.362	187	1 Lap	1:54.725	196	1 Lap	1:55.401	196	1 Lap	1:54.668	12	1 Lap	3:32.870
6	1 Lap	1:49.554	234	1:16.958	1:48.196	234	1:23.998	1:48.678	234	1:34.178	1:52.139	159	1:40.635	1:47.876
112	1:44.690	1:42.781	999	1:21.323	3:22.586	187	1 Lap	1:54.751	999	1:34.424	1:47.339	999	1:41.139	1:49.192
55	1:51.026	1:50.966	159	1:25.507	1:46.135	999	1:29.044	1:49.359	159	1:35.236	1:47.067			
14	2:08.111	1:45.629				159	1:30.128	1:46.259	187	1 Lap	1:55.287			
124	1 Lap	3:29.972												
12	2:16.621	1:55.033												
59	2:24.072	3:49.592												
888	2:25.150	1:40.768												
97	2:32.007	1:46.510												
187	1 Lap	1:56.581												
234	2:40.814	1:48.750												
159	2:51.424	1:45.993												

CSCC 24 Hour Race Meeting - Anglesey - 1st/2nd July 2023

Co-ordsport Tin Tops / Puma Cup / Lohen Turbo Tin Tops

RACE 1a - LAP CHART

LAP 16 @ 13:59:02.937			LAP 17 @ 14:00:46.222			LAP 18 @ 14:02:30.073			LAP 19 @ 14:04:12.718			LAP 20 @ 14:05:56.499		
NO	BEHIND	LAP TIME	NO	BEHIND	LAP TIME	NO	BEHIND	LAP TIME	NO	BEHIND	LAP TIME	NO	BEHIND	LAP TIME
5		1:42.744	5		1:43.285	5		1:43.851	5		1:42.645	5		1:43.781
196	2 Laps	1:54.980	999	1 Lap	1:46.508	124	2 Laps	1:51.248	6	2 Laps	1:48.524	234	3 Laps	1:48.565
1	6.128	1:42.564	159	1 Lap	1:47.350	12	2 Laps	1:54.510	1	5.927	1:43.182	6	2 Laps	1:46.673
234	1 Lap	1:59.551 P	1	5.769	1:42.926	999	1 Lap	1:47.397	999	1 Lap	1:46.083	1	4.457	1:42.311
187	2 Laps	1:54.506	196	2 Laps	1:54.147	1	5.390	1:43.472	124	2 Laps	1:50.837	999	1 Lap	1:47.084
112	21.559	1:43.823	187	2 Laps	1:53.721	159	1 Lap	1:48.425	159	1 Lap	1:46.850	159	1 Lap	1:46.255
21	1 Lap	1:48.455	112	23.085	1:44.811	78	3 Laps	1:58.291	12	2 Laps	1:51.545	124	2 Laps	1:52.495
4	1 Lap	1:51.895	21	1 Lap	1:49.709	88	3 Laps	2:01.039	78	3 Laps	1:56.275	12	2 Laps	1:51.937
2	46.678	1:46.351	2	48.836	1:45.443	196	2 Laps	1:54.288	112	25.435	1:44.526	112	26.783	1:45.129
55	1 Lap	1:51.688	4	1 Lap	1:52.224	112	23.554	1:44.320	88	3 Laps	1:59.632	78	3 Laps	1:58.867
14	51.479	1:44.571	14	53.123	1:44.929	187	2 Laps	1:53.866	196	2 Laps	1:55.359	196	2 Laps	1:54.003
155	1 Lap	1:48.077	55	1 Lap	1:50.892	21	1 Lap	1:49.578	187	2 Laps	1:53.072	88	3 Laps	2:00.220
66	1 Lap	1:52.895	155	1 Lap	1:48.214	2	50.563	1:45.578	2	53.122	1:45.204	187	2 Laps	1:52.242
59	1:05.157	1:44.684	59	1:07.083	1:45.211	14	53.668	1:44.396	14	55.423	1:44.400	2	54.333	1:44.992
97	1:28.408	1:49.208	66	1 Lap	1:53.365	4	1 Lap	1:51.970	21	1 Lap	1:49.807	14	56.112	1:44.470
6	1 Lap	1:51.342	97	1:31.127	1:46.004	55	1 Lap	1:50.207	4	1 Lap	1:51.154	21	1 Lap	1:47.953
78	2 Laps	1:58.771	6	1 Lap	1:49.425	155	1 Lap	1:47.373	59	1:09.459	1:44.565	59	1:10.809	1:45.131
124	1 Lap	1:53.824				59	1:07.539	1:44.307	55	1 Lap	1:50.366	7	10 Laps	1:45.314
12	1 Lap	1:53.259				66	1 Lap	1:53.091	7	10 Laps	20:59.585	4	1 Lap	1:52.091
88	2 Laps	2:01.908				97	1:32.535	1:45.259	155	1 Lap	1:49.693	55	1 Lap	1:51.929
						234	2 Laps	4:58.971	66	1 Lap	1:52.703	155	1 Lap	1:50.099
									97	1:34.672	1:44.782	97	1:36.816	1:45.925
												66	1 Lap	1:53.194

CSCC 24 Hour Race Meeting - Anglesey - 1st/2nd July 2023

Co-ordsport Tin Tops / Puma Cup / Lohen Turbo Tin Tops

RACE 1a - LAP CHART

LAP 21 @ 14:07:40.328			LAP 22 @ 14:09:22.434			LAP 23 @ 14:11:05.211		
NO	BEHIND	LAP TIME	NO	BEHIND	LAP TIME	NO	BEHIND	LAP TIME
5		1:43.829	5		1:42.106	5		1:42.777
1	2.700	1:42.072	1	2.689	1:42.095	6	3 Laps	3:03.139
234	3 Laps	1:47.023	234	3 Laps	1:46.232	1	1.991	1:42.079
999	1 Lap	1:46.636	66	2 Laps	1:54.311	234	3 Laps	1:46.262
159	1 Lap	1:46.637	999	1 Lap	1:46.621	66	2 Laps	1:52.662
6	2 Laps	2:02.684 P	159	1 Lap	1:46.372	999	1 Lap	1:46.652
124	2 Laps	1:52.571	112	28.817	1:43.888	159	1 Lap	1:46.598
112	27.035	1:44.081	124	2 Laps	1:52.631	112	31.294	1:45.254
12	2 Laps	1:53.096	12	2 Laps	1:52.125	124	2 Laps	1:52.029
78	3 Laps	1:56.915	2	1:00.194	1:45.972	12	2 Laps	1:53.119
196	2 Laps	1:53.305	14	1:00.838	1:45.543	2	1:03.348	1:45.931
2	56.328	1:45.824	78	3 Laps	1:58.234	14	1:03.753	1:45.692
14	57.401	1:45.118	196	2 Laps	1:54.177	59	1:15.057	1:46.049
187	2 Laps	1:54.594	187	2 Laps	1:52.176	7	10 Laps	1:44.096
88	3 Laps	2:01.658	59	1:11.785	1:43.394	78	3 Laps	1:57.163
21	1 Lap	1:49.202	21	1 Lap	1:48.872	196	2 Laps	1:55.013
59	1:10.497	1:43.517	7	10 Laps	1:42.884	21	1 Lap	1:50.718
7	10 Laps	1:42.692	88	3 Laps	2:00.618	187	2 Laps	1:53.601
4	1 Lap	1:50.563	155	1 Lap	1:49.436	155	1 Lap	1:48.862
155	1 Lap	1:48.387	4	1 Lap	1:53.039	88	3 Laps	2:00.746
55	1 Lap	1:52.321	55	1 Lap	1:52.693	4	1 Lap	1:51.607
97	1:37.846	1:44.859	97	1:41.812	1:46.072	97	1:47.073	1:48.038
						55	1 Lap	1:56.691

CSCC 24 Hour Race Meeting - Anglesey - 1st/2nd July 2023

Co-ordsport Tin Tops / Puma Cup / Lohen Turbo Tin Tops

RACE 1a - POSITION CHART

No	Name	Lap Pos																							
			1	2	3	4	5	6	7	8	9	10	11	12	13	14	15	16	17	18	19	20	21	22	23
5	BRIGGS	1	5	5	5	5	5	5	5	5	1	1	1	1	5	5	5	5	5	5	5	5	5	5	5
112	PATEL	2	1	1	1	1	1	1	1	112	59	59	2	1	1	1	1	1	1	1	1	1	1	1	1
7	SELBY / HARRIS	3	112	888	888	888	888	112	112	59	112	2	999	112	112	112	112	112	112	112	112	112	112	112	112
176	PHILLIPS / GRIFFITHS	4	888	112	112	112	112	59	59	2	2	999	155	55	2	2	2	2	2	2	2	2	2	2	2
3	MARSON	5	59	59	59	59	59	2	2	14	888	155	5	2	14	14	14	14	14	14	14	14	14	14	14
888	WINDMILL	6	3	3	2	2	2	14	14	888	97	4	4	14	888	888	888	59	59	59	59	59	59	59	59
59	MARSON	7	2	2	14	14	14	7	7	7	999	5	112	888	59	59	59	97	97	97	97	97	97	97	97
1	BROWN	8	14	14	7	7	7	888	888	97	159	55	55	59	97	97	97	999	999	999	999	999	999	999	999
14	PAPWORTH	9	7	7	234	234	97	97	97	159	155	112	14	12	12	234	159	159	159	159	159	159	159	159	159
2	ELY / ROEBUCK	10	234	234	97	97	234	234	234	234	4	12	12	97	234	999	999	21	21	21	21	21	21	21	21
159	HOUSE / TATE	11	159	6	3	159	159	159	159	999	5	14	59	234	999	159	234	4	4	4	4	4	4	155	155
234	WILSON	12	6	97	159	999	999	999	999	155	55	196	888	999	159	21	21	55	55	55	55	155	4	4	4
6	MARSON	13	97	159	999	155	155	155	155	4	21	888	97	159	4	4	4	155	155	155	155	55	55	55	55
97	SEAGERS / GRIMM	14	999	999	155	4	4	4	4	55	12	97	234	4	21	55	55	66	66	66	66	66	66	66	66
155	SPENCER / WALKER	15	155	155	4	6	23	23	23	21	14	234	159	6	55	155	155	6	6	6	6	6	124	124	124
999	FRANCIS / WORTLEY	16	4	4	23	23	55	55	55	5	196	159	21	21	6	66	66	124	124	124	124	12	12	12	12
23	BAKER / MELLOR	17	23	23	6	55	6	6	21	12	124	21	6	66	66	6	6	12	12	12	12	12	196	196	196
4	NORTON / PLACE	18	12	55	55	12	12	21	6	66	66	66	66	155	155	124	124	196	196	196	196	187	187	187	187
12	WARNER	19	55	12	12	21	21	12	12	124	234	6	124	124	124	12	12	187	187	187	187	6	6	6	6
66	BRIAN / BOWCOCK	20	66	66	66	66	66	196	196	196	6	124	196	196	196	196	196	234	234	234	234	234	234	234	234
110	COTGROVE	21	110	110	21	196	196	66	66	187	78	187	187	187	187	187	187	187	78	78	78	78	78	78	78
124	MANNING	22	196	196	196	124	124	124	124	78	88	88	88	88	78	78	78	88	88	88	88	88	88	88	88
55	FLETCHER / FLETCHER	23	124	21	124	187	187	187	187	88	187	78	78	78	88	88	88	88	88	88	88	88	88	88	88
196	GLOVER / CHAPPELL	24	187	124	187	78	78	78	78	6	7	7	7	7	7	7	7	7	7	7	7	7	7	7	7
187	KOEBERLE / EACOCK	25	21	187	78	88	88	88	88	88	88	88	88	88	88	88	88	88	88	88	88	88	88	88	88
78	BROWN / TURNER	26	88	78	88	3	3	3	3	3	3	3	3	3	3	3	3	3	3	3	3	3	3	3	3
88	SALYER / ROGERSON	27	78	88	88	88	88	88	88	88	88	88	88	88	88	88	88	88	88	88	88	88	88	88	88
21	HURWOOD	28	176	176	176	176	176	176	176	176	176	176	176	176	176	176	176	176	176	176	176	176	176	176	176

CSCC 24 Hour Race Meeting - Anglesey - 1st/2nd July 2023

Co-ordsport Tin Tops / Puma Cup / Lohen Turbo Tin Tops

RACE 1a - LAP ANALYSIS

DIFF = Difference To Personal Best Lap

P1 1 Adam BROWN				
LAP	LAP TIME	DIFF	MPH	TIME OF DAY
1 -	1:45.532	4.156	71.63	13:32:00.304
2 -	1:41.376 (1)		74.57	13:33:41.680
3 -	1:41.378 (2)	0.002	74.57	13:35:23.058
4 -	1:41.583 (3)	0.207	74.42	13:37:04.641
5 -	1:42.877	1.501	73.48	13:38:47.518
6 -	1:42.045	0.669	74.08	13:40:29.563
7 -	1:42.097	0.721	74.04	13:42:11.660
8 -	1:41.947	0.571	74.15	13:43:53.607
9 -	1:42.809	1.433	73.53	13:45:36.416
10 -	1:42.559	1.183	73.71	13:47:18.975
11 -	1:43.092 P	1.716	73.33	13:49:02.067
12 -	3:17.748	1:36.372	38.23	13:52:19.815
13 -	1:42.293	0.917	73.90	13:54:02.108
14 -	1:42.091	0.715	74.05	13:55:44.199
15 -	1:42.302	0.926	73.89	13:57:26.501
16 -	1:42.564	1.188	73.71	13:59:09.065
17 -	1:42.926	1.550	73.45	14:00:51.991
18 -	1:43.472	2.096	73.06	14:02:35.463
19 -	1:43.182	1.806	73.26	14:04:18.645
20 -	1:42.311	0.935	73.89	14:06:00.956
21 -	1:42.072	0.696	74.06	14:07:43.028
22 -	1:42.095	0.719	74.04	14:09:25.123
23 -	1:42.079	0.703	74.06	14:11:07.202

P2 5 Phill BRIGGS				
LAP	LAP TIME	DIFF	MPH	TIME OF DAY
1 -	1:42.314	1.335	73.89	13:31:57.086
2 -	1:41.030 (2)	0.051	74.82	13:33:38.116
3 -	1:40.979 (1)		74.86	13:35:19.095
4 -	1:41.112 (3)	0.133	74.76	13:37:00.207
5 -	1:41.782	0.803	74.27	13:38:41.989
6 -	1:41.929	0.950	74.16	13:40:23.918
7 -	1:44.208 P	3.229	72.54	13:42:08.126
8 -	3:15.295	1:34.316	38.71	13:45:23.421
9 -	1:43.571	2.592	72.99	13:47:06.992
10 -	1:42.386	1.407	73.83	13:48:49.378
11 -	1:42.549	1.570	73.72	13:50:31.927
12 -	1:42.192	1.213	73.97	13:52:14.119
13 -	1:41.638	0.659	74.38	13:53:55.757
14 -	1:41.959	0.980	74.14	13:55:37.716
15 -	1:42.477	1.498	73.77	13:57:20.193
16 -	1:42.744	1.765	73.58	13:59:02.937
17 -	1:43.285	2.306	73.19	14:00:46.222
18 -	1:43.851	2.872	72.79	14:02:30.073
19 -	1:42.645	1.666	73.65	14:04:12.718
20 -	1:43.781	2.802	72.84	14:05:56.499
21 -	1:43.829	2.850	72.81	14:07:40.328
22 -	1:42.106	1.127	74.04	14:09:22.434
23 -	1:42.777	1.798	73.55	14:11:05.211

P3 112 Manoj PATEL				
LAP	LAP TIME	DIFF	MPH	TIME OF DAY
1 -	1:46.072	3.291	71.27	13:32:00.844
2 -	1:43.862	1.081	72.78	13:33:44.706
3 -	1:42.876 (2)	0.095	73.48	13:35:27.582
4 -	1:42.941 (3)	0.160	73.44	13:37:10.523
5 -	1:43.079	0.298	73.34	13:38:53.602
6 -	1:44.093	1.312	72.62	13:40:37.695
7 -	1:44.108	1.327	72.61	13:42:21.803
8 -	1:43.553	0.772	73.00	13:44:05.356
9 -	1:46.175 P	3.394	71.20	13:45:51.531

DIFF = Difference To Personal Best Lap

10 -	3:12.445	1:29.664	39.28	13:49:03.976
11 -	1:42.781 (1)		73.55	13:50:46.757
12 -	1:43.975	1.194	72.70	13:52:30.732
13 -	1:43.446	0.665	73.08	13:54:14.178
14 -	1:43.293	0.512	73.18	13:55:57.471
15 -	1:43.202	0.421	73.25	13:57:40.673
16 -	1:43.823	1.042	72.81	13:59:24.496
17 -	1:44.811	2.030	72.12	14:01:09.307
18 -	1:44.320	1.539	72.46	14:02:53.627
19 -	1:44.526	1.745	72.32	14:04:38.153
20 -	1:45.129	2.348	71.91	14:06:23.282
21 -	1:44.081	1.300	72.63	14:08:07.363
22 -	1:43.888	1.107	72.77	14:09:51.251
23 -	1:45.254	2.473	71.82	14:11:36.505

P4 2 ELY / ROEBUCK				
LAP	LAP TIME	DIFF	MPH	TIME OF DAY
1 -	1:49.936	6.403	68.76	13:32:04.708
2 -	1:43.785 (2)	0.252	72.84	13:33:48.493
3 -	1:43.533 (1)		73.02	13:35:32.026
4 -	1:44.319	0.786	72.47	13:37:16.345
5 -	1:44.131	0.598	72.60	13:39:00.476
6 -	1:43.981 (3)	0.448	72.70	13:40:44.457
7 -	1:44.632	1.099	72.25	13:42:29.089
8 -	1:44.052	0.519	72.65	13:44:13.141
9 -	1:44.678	1.145	72.22	13:45:57.819
10 -	1:44.484	0.951	72.35	13:47:42.303
11 -	1:47.146 P	3.613	70.55	13:49:29.449
12 -	3:18.955	1:35.422	37.99	13:52:48.404
13 -	1:44.794	1.261	72.14	13:54:33.198
14 -	1:45.606	2.073	71.58	13:56:18.804
15 -	1:44.460	0.927	72.37	13:58:03.264
16 -	1:46.351	2.818	71.08	13:59:49.615
17 -	1:45.443	1.910	71.69	14:01:35.058
18 -	1:45.578	2.045	71.60	14:03:20.636
19 -	1:45.204	1.671	71.86	14:05:05.840
20 -	1:44.992	1.459	72.00	14:06:50.832
21 -	1:45.824	2.291	71.43	14:08:36.656
22 -	1:45.972	2.439	71.33	14:10:22.628
23 -	1:45.931	2.398	71.36	14:12:08.559

P5 14 Steve PAPWORTH				
LAP	LAP TIME	DIFF	MPH	TIME OF DAY
1 -	1:50.548	6.677	68.38	13:32:05.320
2 -	1:43.871 (1)		72.78	13:33:49.191
3 -	1:44.005 (2)	0.134	72.68	13:35:33.196
4 -	1:44.035 (3)	0.164	72.66	13:37:17.231
5 -	1:44.623	0.752	72.25	13:39:01.854
6 -	1:44.612	0.741	72.26	13:40:46.466
7 -	1:44.912	1.041	72.06	13:42:31.378
8 -	1:47.559 P	3.688	70.28	13:44:18.937
9 -	3:20.702	1:36.831	37.66	13:47:39.639
10 -	1:44.910	1.039	72.06	13:49:24.549
11 -	1:45.629	1.758	71.57	13:51:10.178
12 -	1:45.307	1.436	71.79	13:52:55.485
13 -	1:44.892	1.021	72.07	13:54:40.377
14 -	1:44.516	0.645	72.33	13:56:24.893
15 -	1:44.952	1.081	72.03	13:58:09.845
16 -	1:44.571	0.700	72.29	13:59:54.416
17 -	1:44.929	1.058	72.04	14:01:39.345
18 -	1:44.396	0.525	72.41	14:03:23.741
19 -	1:44.400	0.529	72.41	14:05:08.141
20 -	1:44.470	0.599	72.36	14:06:52.611
21 -	1:45.118	1.247	71.91	14:08:37.729

CSCC 24 Hour Race Meeting - Anglesey - 1st/2nd July 2023

Co-ordsport Tin Tops / Puma Cup / Lohen Turbo Tin Tops

RACE 1a - LAP ANALYSIS

DIFF = Difference To Personal Best Lap

22 -	1:45.543	1.672	71.62	14:10:23.272
23 -	1:45.692	1.821	71.52	14:12:08.964

P6 59 Andrew MARSON				
LAP	LAP TIME	DIFF	MPH	TIME OF DAY
1 -	1:47.084	4.243	70.59	13:32:01.856
2 -	1:43.932	1.091	72.73	13:33:45.788
3 -	1:43.372 (2)	0.531	73.13	13:35:29.160
4 -	1:43.601	0.760	72.97	13:37:12.761
5 -	1:44.134	1.293	72.59	13:38:56.895
6 -	1:42.841 (1)		73.51	13:40:39.736
7 -	1:43.430	0.589	73.09	13:42:23.166
8 -	1:44.034	1.193	72.66	13:44:07.200
9 -	1:44.095	1.254	72.62	13:45:51.295
10 -	1:45.252 P	2.411	71.82	13:47:36.547
11 -	3:49.592	2:06.751	32.92	13:51:26.139
12 -	1:44.463	1.622	72.37	13:53:10.602
13 -	1:44.052	1.211	72.65	13:54:54.654
14 -	1:44.080	1.239	72.63	13:56:38.734
15 -	1:44.676	1.835	72.22	13:58:23.410
16 -	1:44.684	1.843	72.21	14:00:08.094
17 -	1:45.211	2.370	71.85	14:01:53.305
18 -	1:44.307	1.466	72.47	14:03:37.612
19 -	1:44.565	1.724	72.29	14:05:22.177
20 -	1:45.131	2.290	71.91	14:07:07.308
21 -	1:43.517	0.676	73.03	14:08:50.825
22 -	1:43.394 (3)	0.553	73.11	14:10:34.219
23 -	1:46.049	3.208	71.28	14:12:20.268

P7 97 SEAGERS / GRIMM				
LAP	LAP TIME	DIFF	MPH	TIME OF DAY
1 -	1:57.512	12.764	64.33	13:32:12.284
2 -	1:46.512	1.764	70.97	13:33:58.796
3 -	1:45.733	0.985	71.50	13:35:44.529
4 -	1:46.314	1.566	71.11	13:37:30.843
5 -	1:45.159	0.411	71.89	13:39:16.002
6 -	1:44.885	0.137	72.07	13:41:00.887
7 -	1:44.748 (1)		72.17	13:42:45.635
8 -	1:46.738	1.990	70.82	13:44:32.373
9 -	1:49.541 P	4.793	69.01	13:46:21.914
10 -	3:25.650	1:40.902	36.76	13:49:47.564
11 -	1:46.510	1.762	70.97	13:51:34.074
12 -	1:46.292	1.544	71.12	13:53:20.366
13 -	1:46.810	2.062	70.77	13:55:07.176
14 -	1:46.311	1.563	71.11	13:56:53.487
15 -	1:48.650	3.902	69.58	13:58:42.137
16 -	1:49.208	4.460	69.22	14:00:31.345
17 -	1:46.004	1.256	71.31	14:02:17.349
18 -	1:45.259	0.511	71.82	14:04:02.608
19 -	1:44.782 (2)	0.034	72.14	14:05:47.390
20 -	1:45.925	1.177	71.37	14:07:33.315
21 -	1:44.859 (3)	0.111	72.09	14:09:18.174
22 -	1:46.072	1.324	71.27	14:11:04.246
23 -	1:48.038	3.290	69.97	14:12:52.284

P8 999 FRANCIS / WORTLEY				
LAP	LAP TIME	DIFF	MPH	TIME OF DAY
1 -	2:00.005	14.010	62.99	13:32:14.777
2 -	1:48.059	2.064	69.96	13:34:02.836
3 -	1:47.841	1.846	70.10	13:35:50.677
4 -	1:47.263	1.268	70.48	13:37:37.940
5 -	1:46.361 (3)	0.366	71.07	13:39:24.301
6 -	1:46.787	0.792	70.79	13:41:11.088

DIFF = Difference To Personal Best Lap

7 -	1:45.995 (1)		71.32	13:42:57.083
8 -	1:49.204	3.209	69.22	13:44:46.287
9 -	1:50.253	4.258	68.56	13:46:36.540
10 -	1:46.915	0.920	70.71	13:48:23.455
11 -	1:49.401 P	3.406	69.10	13:50:12.856
12 -	3:22.586	1:36.591	37.31	13:53:35.442
13 -	1:49.359	3.364	69.13	13:55:24.801
14 -	1:47.339	1.344	70.43	13:57:12.140
15 -	1:49.192	3.197	69.23	13:59:01.332
16 -	1:46.508	0.513	70.98	14:00:47.840
17 -	1:47.397	1.402	70.39	14:02:35.237
18 -	1:46.083 (2)	0.088	71.26	14:04:21.320
19 -	1:47.084	1.089	70.59	14:06:08.404
20 -	1:46.636	0.641	70.89	14:07:55.040
21 -	1:46.621	0.626	70.90	14:09:41.661
22 -	1:46.652	0.657	70.88	14:11:28.313

P9 159 HOUSE / TATE				
LAP	LAP TIME	DIFF	MPH	TIME OF DAY
1 -	1:56.889	10.896	64.67	13:32:11.661
2 -	1:50.579	4.586	68.36	13:34:02.240
3 -	1:47.633	1.640	70.23	13:35:49.873
4 -	1:47.298	1.305	70.45	13:37:37.171
5 -	1:46.563	0.570	70.94	13:39:23.734
6 -	1:46.643	0.650	70.89	13:41:10.377
7 -	1:46.119 (2)	0.126	71.24	13:42:56.496
8 -	1:47.646	1.653	70.23	13:44:44.142
9 -	1:52.965 P	6.972	66.92	13:46:37.107
10 -	3:30.391	1:44.398	35.93	13:50:07.498
11 -	1:45.993 (1)		71.32	13:51:53.491
12 -	1:46.135 (3)	0.142	71.23	13:53:39.626
13 -	1:46.259	0.266	71.14	13:55:25.885
14 -	1:47.067	1.074	70.60	13:57:12.952
15 -	1:47.876	1.883	70.08	13:59:00.828
16 -	1:47.350	1.357	70.42	14:00:48.178
17 -	1:48.425	2.432	69.72	14:02:36.603
18 -	1:46.850	0.857	70.75	14:04:23.453
19 -	1:46.255	0.262	71.14	14:06:09.708
20 -	1:46.637	0.644	70.89	14:07:56.345
21 -	1:46.372	0.379	71.07	14:09:42.717
22 -	1:46.598	0.605	70.92	14:11:29.315

P10 21 Christopher HURWOOD				
LAP	LAP TIME	DIFF	MPH	TIME OF DAY
1 -	2:17.437	29.484	55.00	13:32:32.209
2 -	1:49.885	1.932	68.79	13:34:22.094
3 -	1:49.213	1.260	69.22	13:36:11.307
4 -	1:51.377	3.424	67.87	13:38:02.684
5 -	1:50.870	2.917	68.18	13:39:53.554
6 -	1:51.434	3.481	67.84	13:41:44.988
7 -	1:48.802	0.849	69.48	13:43:33.790
8 -	1:49.190	1.237	69.23	13:45:22.980
9 -	1:52.024 P	4.071	67.48	13:47:15.004
10 -	3:20.221	1:32.268	37.75	13:50:35.225
11 -	1:49.307	1.354	69.16	13:52:24.532
12 -	1:48.789 (3)	0.836	69.49	13:54:13.321
13 -	1:48.988	1.035	69.36	13:56:02.309
14 -	1:49.072	1.119	69.31	13:57:51.381
15 -	1:48.455 (2)	0.502	69.70	13:59:39.836
16 -	1:49.709	1.756	68.90	14:01:29.545
17 -	1:49.578	1.625	68.99	14:03:19.123
18 -	1:49.807	1.854	68.84	14:05:08.930
19 -	1:47.953 (1)		70.03	14:06:56.883
20 -	1:49.202	1.249	69.22	14:08:46.085

CSCC 24 Hour Race Meeting - Anglesey - 1st/2nd July 2023

Co-ordsport Tin Tops / Puma Cup / Lohen Turbo Tin Tops

RACE 1a - LAP ANALYSIS

DIFF = Difference To Personal Best Lap

21 -	1:48.872	0.919	69.43	14:10:34.957
22 -	1:50.718	2.765	68.28	14:12:25.675

P11 155 SPENCER / WALKER

LAP	LAP TIME	DIFF	MPH	TIME OF DAY
1 -	2:00.450	13.077	62.76	13:32:15.222
2 -	1:48.935	1.562	69.39	13:34:04.157
3 -	1:49.503	2.130	69.03	13:35:53.660
4 -	1:48.642	1.269	69.58	13:37:42.302
5 -	1:49.483	2.110	69.05	13:39:31.785
6 -	1:49.312	1.939	69.15	13:41:21.097
7 -	1:49.195	1.822	69.23	13:43:10.292
8 -	1:50.144	2.771	68.63	13:45:00.436
9 -	1:49.402	2.029	69.10	13:46:49.838
10 -	1:49.647	2.274	68.94	13:48:39.485
11 -	1:51.790 P	4.417	67.62	13:50:31.275
12 -	4:00.953	2:13.580	31.37	13:54:32.228
13 -	1:51.102	3.729	68.04	13:56:23.330
14 -	1:49.849	2.476	68.82	13:58:13.179
15 -	1:48.077 (2)	0.704	69.95	14:00:01.256
16 -	1:48.214 (3)	0.841	69.86	14:01:49.470
17 -	1:47.373 (1)		70.40	14:03:36.843
18 -	1:49.693	2.320	68.91	14:05:26.536
19 -	1:50.099	2.726	68.66	14:07:16.635
20 -	1:48.387	1.014	69.75	14:09:05.022
21 -	1:49.436	2.063	69.08	14:10:54.458
22 -	1:48.862	1.489	69.44	14:12:43.320

P12 55 FLETCHER / FLETCHER

LAP	LAP TIME	DIFF	MPH	TIME OF DAY
1 -	2:09.497	20.049	58.37	13:32:24.269
2 -	1:50.993	1.545	68.11	13:34:15.262
3 -	1:49.448 (1)		69.07	13:36:04.710
4 -	1:49.918 (2)	0.470	68.77	13:37:54.628
5 -	1:50.361	0.913	68.50	13:39:44.989
6 -	1:50.937	1.489	68.14	13:41:35.926
7 -	1:50.021 (3)	0.573	68.71	13:43:25.947
8 -	1:52.325	2.877	67.30	13:45:18.272
9 -	1:52.274	2.826	67.33	13:47:10.546
10 -	1:51.581	2.133	67.75	13:49:02.127
11 -	1:50.966	1.518	68.12	13:50:53.093
12 -	1:52.549 P	3.101	67.17	13:52:45.642
13 -	3:23.115	1:33.667	37.22	13:56:08.757
14 -	1:52.373	2.925	67.27	13:58:01.130
15 -	1:51.688	2.240	67.68	13:59:52.818
16 -	1:50.892	1.444	68.17	14:01:43.710
17 -	1:50.207	0.759	68.59	14:03:33.917
18 -	1:50.366	0.918	68.49	14:05:24.283
19 -	1:51.929	2.481	67.54	14:07:16.212
20 -	1:52.321	2.873	67.30	14:09:08.533
21 -	1:52.693	3.245	67.08	14:11:01.226
22 -	1:56.691	7.243	64.78	14:12:57.917

P13 124 James MANNING

LAP	LAP TIME	DIFF	MPH	TIME OF DAY
1 -	2:14.668	23.831	56.13	13:32:29.440
2 -	1:55.577	4.740	65.41	13:34:25.017
3 -	1:54.272	3.435	66.15	13:36:19.289
4 -	1:53.599	2.762	66.54	13:38:12.888
5 -	1:53.796	2.959	66.43	13:40:06.684
6 -	1:53.243	2.406	66.75	13:41:59.927
7 -	1:54.648	3.811	65.94	13:43:54.575
8 -	1:51.606 (3)	0.769	67.73	13:45:46.181

DIFF = Difference To Personal Best Lap

9 -	1:56.935 P	6.098	64.65	13:47:43.116
10 -	3:29.972	1:39.135	36.00	13:51:13.088
11 -	1:52.746	1.909	67.05	13:53:05.834
12 -	1:53.636	2.799	66.52	13:54:59.470
13 -	1:51.762	0.925	67.64	13:56:51.232
14 -	1:54.734	3.897	65.89	13:58:45.966
15 -	1:53.824	2.987	66.41	14:00:39.790
16 -	1:51.248 (2)	0.411	67.95	14:02:31.038
17 -	1:50.837 (1)		68.20	14:04:21.875
18 -	1:52.495	1.658	67.20	14:06:14.370
19 -	1:52.571	1.734	67.15	14:08:06.941
20 -	1:52.631	1.794	67.12	14:09:59.572
21 -	1:52.029	1.192	67.48	14:11:51.601

P14 12 Stephen WARNER

LAP	LAP TIME	DIFF	MPH	TIME OF DAY
1 -	2:07.554	16.336	59.26	13:32:22.326
2 -	1:54.360	3.142	66.10	13:34:16.686
3 -	1:52.800	1.582	67.02	13:36:09.486
4 -	1:52.108	0.890	67.43	13:38:01.594
5 -	1:51.218 (1)		67.97	13:39:52.812
6 -	1:54.905	3.687	65.79	13:41:47.717
7 -	1:53.427	2.209	66.65	13:43:41.144
8 -	1:53.973	2.755	66.33	13:45:35.117
9 -	1:54.011	2.793	66.30	13:47:29.128
10 -	1:54.527	3.309	66.01	13:49:23.655
11 -	1:55.033	3.815	65.72	13:51:18.688
12 -	1:56.306	5.088	65.00	13:53:14.994
13 -	1:59.218 P	8.000	63.41	13:55:14.212
14 -	3:32.870	1:41.652	35.51	13:58:47.082
15 -	1:53.259	2.041	66.74	14:00:40.341
16 -	1:54.510	3.292	66.02	14:02:34.851
17 -	1:51.545 (2)	0.327	67.77	14:04:26.396
18 -	1:51.937 (3)	0.719	67.53	14:06:18.333
19 -	1:53.096	1.878	66.84	14:08:11.429
20 -	1:52.125	0.907	67.42	14:10:03.554
21 -	1:53.119	1.901	66.83	14:11:56.673

P15 196 GLOVER / CHAPPELL

LAP	LAP TIME	DIFF	MPH	TIME OF DAY
1 -	2:13.710	20.824	56.54	13:32:28.482
2 -	1:52.886 (1)		66.97	13:34:21.368
3 -	1:53.551 (3)	0.665	66.57	13:36:14.919
4 -	1:54.403	1.517	66.08	13:38:09.322
5 -	1:53.566	0.680	66.56	13:40:02.888
6 -	1:54.387	1.501	66.09	13:41:57.275
7 -	1:54.460	1.574	66.04	13:43:51.735
8 -	1:55.542	2.656	65.43	13:45:47.277
9 -	1:53.904	1.018	66.37	13:47:41.181
10 -	1:55.309 P	2.423	65.56	13:49:36.490
11 -	3:43.502	1:50.616	33.82	13:53:19.992
12 -	1:55.401	2.515	65.51	13:55:15.393
13 -	1:54.668	1.782	65.92	13:57:10.061
14 -	1:54.980	2.094	65.75	13:59:05.041
15 -	1:54.147	1.261	66.23	14:00:59.188
16 -	1:54.288	1.402	66.14	14:02:53.476
17 -	1:55.359	2.473	65.53	14:04:48.835
18 -	1:54.003	1.117	66.31	14:06:42.838
19 -	1:53.305 (2)	0.419	66.72	14:08:36.143
20 -	1:54.177	1.291	66.21	14:10:30.320
21 -	1:55.013	2.127	65.73	14:12:25.333

CSCC 24 Hour Race Meeting - Anglesey - 1st/2nd July 2023

Co-ordsport Tin Tops / Puma Cup / Lohen Turbo Tin Tops

RACE 1a - LAP ANALYSIS

DIFF = Difference To Personal Best Lap

P16 187 KOEBERLE / EACOCK				
LAP	LAP TIME	DIFF	MPH	TIME OF DAY
1 -	2:16.332	24.156	55.45	13:32:31.104
2 -	1:55.656	3.480	65.36	13:34:26.760
3 -	1:55.503	3.327	65.45	13:36:22.263
4 -	1:54.954	2.778	65.76	13:38:17.217
5 -	1:54.565	2.389	65.98	13:40:11.782
6 -	1:55.492	3.316	65.45	13:42:07.274
7 -	1:55.166	2.990	65.64	13:44:02.440
8 -	1:59.255 P	7.079	63.39	13:46:01.695
9 -	3:36.817	1:44.641	34.86	13:49:38.512
10 -	1:56.581	4.405	64.84	13:51:35.093
11 -	1:54.725	2.549	65.89	13:53:29.818
12 -	1:54.751	2.575	65.88	13:55:24.569
13 -	1:55.287	3.111	65.57	13:57:19.856
14 -	1:54.506	2.330	66.02	13:59:14.362
15 -	1:53.721	1.545	66.47	14:01:08.083
16 -	1:53.866	1.690	66.39	14:03:01.949
17 -	1:53.072 (3)	0.896	66.86	14:04:55.021
18 -	1:52.242 (2)	0.066	67.35	14:06:47.263
19 -	1:54.594	2.418	65.97	14:08:41.857
20 -	1:52.176 (1)		67.39	14:10:34.033
21 -	1:53.601	1.425	66.54	14:12:27.634

P17 66 BRIAN / BOWCOCK				
LAP	LAP TIME	DIFF	MPH	TIME OF DAY
1 -	2:10.667	19.164	57.85	13:32:25.439
2 -	1:52.020 (2)	0.517	67.48	13:34:17.459
3 -	1:53.384	1.881	66.67	13:36:10.843
4 -	1:52.431 (3)	0.928	67.24	13:38:03.274
5 -	1:51.503 (1)		67.80	13:39:54.777
6 -	2:04.162	12.659	60.88	13:41:58.939
7 -	1:53.233	1.730	66.76	13:43:52.172
8 -	1:53.581	2.078	66.56	13:45:45.753
9 -	1:57.940 P	6.437	64.10	13:47:43.693
10 -	2:52.362	1:00.859	43.86	13:50:36.055
11 -	1:57.737	6.234	64.21	13:52:33.792
12 -	1:53.488	1.985	66.61	13:54:27.280
13 -	1:53.133	1.630	66.82	13:56:20.413
14 -	1:54.120	2.617	66.24	13:58:14.533
15 -	1:52.895	1.392	66.96	14:00:07.428
16 -	1:53.365	1.862	66.68	14:02:00.793
17 -	1:53.091	1.588	66.84	14:03:53.884
18 -	1:52.703	1.200	67.07	14:05:46.587
19 -	1:53.194	1.691	66.78	14:07:39.781
20 -	1:54.311	2.808	66.13	14:09:34.092
21 -	1:52.662	1.159	67.10	14:11:26.754

P18 6 Richard MARSON				
LAP	LAP TIME	DIFF	MPH	TIME OF DAY
1 -	1:57.027	11.562	64.60	13:32:11.799
2 -	1:45.465 (1)		71.68	13:33:57.264
3 -	2:04.694	19.229	60.62	13:36:01.958
4 -	1:46.097 (2)	0.632	71.25	13:37:48.055
5 -	1:58.912	13.447	63.57	13:39:46.967
6 -	1:50.207	4.742	68.59	13:41:37.174
7 -	1:58.391 P	12.926	63.85	13:43:35.565
8 -	3:23.392	1:37.927	37.16	13:46:58.957
9 -	1:49.709	4.244	68.90	13:48:48.666
10 -	1:49.554	4.089	69.00	13:50:38.220
11 -	1:46.712	1.247	70.84	13:52:24.932
12 -	1:46.530 (3)	1.065	70.96	13:54:11.462
13 -	2:04.723 P	19.258	60.61	13:56:16.185

DIFF = Difference To Personal Best Lap

14 -	2:27.997	42.532	51.08	13:58:44.182
15 -	1:51.342	5.877	67.89	14:00:35.524
16 -	1:49.425	3.960	69.08	14:02:24.949
17 -	1:48.524	3.059	69.66	14:04:13.473
18 -	1:46.673	1.208	70.87	14:06:00.146
19 -	2:02.684 P	17.219	61.62	14:08:02.830
20 -	3:03.139	1:17.674	41.28	14:11:05.969

P19 234 James WILSON				
LAP	LAP TIME	DIFF	MPH	TIME OF DAY
1 -	1:56.279	10.320	65.01	13:32:11.051
2 -	1:45.959 (1)		71.34	13:33:57.010
3 -	1:46.547	0.588	70.95	13:35:43.557
4 -	1:47.160	1.201	70.54	13:37:30.717
5 -	1:48.018	2.059	69.98	13:39:18.735
6 -	1:46.950	0.991	70.68	13:41:05.685
7 -	1:46.964	1.005	70.67	13:42:52.649
8 -	1:51.767 P	5.808	67.64	13:44:44.416
9 -	3:20.827	1:34.868	37.64	13:48:05.243
10 -	1:48.888	2.929	69.42	13:49:54.131
11 -	1:48.750	2.791	69.51	13:51:42.881
12 -	1:48.196	2.237	69.87	13:53:31.077
13 -	1:48.678	2.719	69.56	13:55:19.755
14 -	1:52.139	6.180	67.41	13:57:11.894
15 -	1:59.551 P	13.592	63.23	13:59:11.445
16 -	4:58.971	3:13.012	25.28	14:04:10.416
17 -	1:48.565	2.606	69.63	14:05:58.981
18 -	1:47.023	1.064	70.63	14:07:46.004
19 -	1:46.232 (2)	0.273	71.16	14:09:32.236
20 -	1:46.262 (3)	0.303	71.14	14:11:18.498

P20 78 BROWN / TURNER				
LAP	LAP TIME	DIFF	MPH	TIME OF DAY
1 -	2:28.921	32.646	50.76	13:32:43.693
2 -	1:58.423	2.148	63.83	13:34:42.116
3 -	1:57.657	1.382	64.25	13:36:39.773
4 -	1:57.250	0.975	64.47	13:38:37.023
5 -	1:59.648	3.373	63.18	13:40:36.671
6 -	2:00.699	4.424	62.63	13:42:37.370
7 -	2:02.998	6.723	61.46	13:44:40.368
8 -	2:02.056	5.781	61.93	13:46:42.424
9 -	2:06.619 P	10.344	59.70	13:48:49.043
10 -	3:58.239	2:01.964	31.73	13:52:47.282
11 -	1:57.535	1.260	64.32	13:54:44.817
12 -	1:57.451	1.176	64.36	13:56:42.268
13 -	1:58.282	2.007	63.91	13:58:40.550
14 -	1:58.771	2.496	63.65	14:00:39.321
15 -	1:58.291	2.016	63.91	14:02:37.612
16 -	1:56.275 (1)		65.01	14:04:33.887
17 -	1:58.867	2.592	63.60	14:06:32.754
18 -	1:56.915 (2)	0.640	64.66	14:08:29.669
19 -	1:58.234	1.959	63.94	14:10:27.903
20 -	1:57.163 (3)	0.888	64.52	14:12:25.066

P21 88 SALYER / ROGERSON				
LAP	LAP TIME	DIFF	MPH	TIME OF DAY
1 -	2:27.393	27.761	51.29	13:32:42.165
2 -	2:01.033	1.401	62.46	13:34:43.198
3 -	1:59.914 (3)	0.282	63.04	13:36:43.112
4 -	2:00.360	0.728	62.81	13:38:43.472
5 -	2:01.287	1.655	62.33	13:40:44.759
6 -	2:00.578	0.946	62.69	13:42:45.337
7 -	2:03.481	3.849	61.22	13:44:48.818

CSCC 24 Hour Race Meeting - Anglesey - 1st/2nd July 2023

Co-ordsport Tin Tops / Puma Cup / Lohen Turbo Tin Tops

RACE 1a - LAP ANALYSIS

DIFF = Difference To Personal Best Lap

8 -	1:59.801 (2)	0.169	63.10	13:46:48.619
9 -	2:06.589 P	6.957	59.72	13:48:55.208
10 -	3:42.172	1:42.540	34.02	13:52:37.380
11 -	2:01.081	1.449	62.43	13:54:38.461
12 -	2:02.057	2.425	61.93	13:56:40.518
13 -	2:00.678	1.046	62.64	13:58:41.196
14 -	2:01.908	2.276	62.01	14:00:43.104
15 -	2:01.039	1.407	62.45	14:02:44.143
16 -	1:59.632 (1)		63.19	14:04:43.775
17 -	2:00.220	0.588	62.88	14:06:43.995
18 -	2:01.658	2.026	62.14	14:08:45.653
19 -	2:00.618	0.986	62.67	14:10:46.271
20 -	2:00.746	1.114	62.61	14:12:47.017

P22 4 NORTON / PLACE

LAP	LAP TIME	DIFF	MPH	TIME OF DAY
1 -	2:01.497	12.534	62.22	13:32:16.269
2 -	1:49.581	0.618	68.99	13:34:05.850
3 -	1:48.963 (1)		69.38	13:35:54.813
4 -	1:49.181 (2)	0.218	69.24	13:37:43.994
5 -	1:49.222 (3)	0.259	69.21	13:39:33.216
6 -	1:49.337	0.374	69.14	13:41:22.553
7 -	1:49.665	0.702	68.93	13:43:12.218
8 -	1:50.130	1.167	68.64	13:45:02.348
9 -	1:49.916	0.953	68.77	13:46:52.264
10 -	1:49.471	0.508	69.05	13:48:41.735
11 -	1:51.558 P	2.595	67.76	13:50:33.293
12 -	3:32.724	1:43.761	35.53	13:54:06.017
13 -	1:55.822	6.859	65.27	13:56:01.839
14 -	1:52.916	3.953	66.95	13:57:54.755
15 -	1:51.895	2.932	67.56	13:59:46.650
16 -	1:52.224	3.261	67.36	14:01:38.874
17 -	1:51.970	3.007	67.51	14:03:30.844
18 -	1:51.154	2.191	68.01	14:05:21.998
19 -	1:52.091	3.128	67.44	14:07:14.089
20 -	1:50.563	1.600	68.37	14:09:04.652
21 -	1:53.039	4.076	66.87	14:10:57.691
22 -	1:51.607	2.644	67.73	14:12:49.298

P23 888 Andrew WINDMILL

LAP	LAP TIME	DIFF	MPH	TIME OF DAY
1 -	1:46.355	5.862	71.08	13:32:01.127
2 -	1:41.925	1.432	74.17	13:33:43.052
3 -	1:40.493 (1)		75.22	13:35:23.545
4 -	1:41.477	0.984	74.49	13:37:05.022
5 -	1:42.958 P	2.465	73.42	13:38:47.980
6 -	2:10.370	29.877	57.98	13:40:58.350
7 -	1:40.801	0.308	74.99	13:42:39.151
8 -	1:42.442	1.949	73.79	13:44:21.593
9 -	1:42.289 P	1.796	73.90	13:46:03.882
10 -	3:42.567	2:02.074	33.96	13:49:46.449
11 -	1:40.768 (3)	0.275	75.02	13:51:27.217
12 -	1:42.594	2.101	73.68	13:53:09.811
13 -	1:40.707 (2)	0.214	75.06	13:54:50.518
14 -	1:41.630	1.137	74.38	13:56:32.148
15 -	1:48.586 P	8.093	69.62	13:58:20.734

P24 7 SELBY / HARRIS

LAP	LAP TIME	DIFF	MPH	TIME OF DAY
1 -	1:51.391	8.699	67.86	13:32:06.163
2 -	1:44.752	2.060	72.17	13:33:50.915
3 -	1:45.212	2.520	71.85	13:35:36.127
4 -	1:44.462	1.770	72.37	13:37:20.589

DIFF = Difference To Personal Best Lap

5 -	1:44.052	1.360	72.65	13:39:04.641
6 -	1:43.825 (3)	1.133	72.81	13:40:48.466
7 -	1:44.206	1.514	72.54	13:42:32.672
8 -	1:53.632 P	10.940	66.53	13:44:26.304
9 -	20:59.585	19:16.893	6.00	14:05:25.889
10 -	1:45.314	2.622	71.78	14:07:11.203
11 -	1:42.692 (1)		73.61	14:08:53.895
12 -	1:42.884 (2)	0.192	73.48	14:10:36.779
13 -	1:44.096	1.404	72.62	14:12:20.875

P25 23 BAKER / MELLOR

LAP	LAP TIME	DIFF	MPH	TIME OF DAY
1 -	2:02.693	13.487	61.61	13:32:17.465
2 -	1:50.368	1.162	68.49	13:34:07.833
3 -	1:50.488	1.282	68.42	13:35:58.321
4 -	1:50.444	1.238	68.45	13:37:48.765
5 -	1:50.298 (3)	1.092	68.54	13:39:39.063
6 -	1:49.206 (1)		69.22	13:41:28.269
7 -	1:49.334 (2)	0.128	69.14	13:43:17.603

P26 3 David MARSON

LAP	LAP TIME	DIFF	MPH	TIME OF DAY
1 -	1:48.262	4.911	69.83	13:32:03.034
2 -	1:43.351 (1)		73.14	13:33:46.385
3 -	2:01.629 P	18.278	62.15	13:35:48.014
4 -	4:28.013	2:44.662	28.20	13:40:16.027
5 -	1:44.474 (2)	1.123	72.36	13:42:00.501
6 -	1:45.308 (3)	1.957	71.78	13:43:45.809

P27 110 Gareth COTGROVE

LAP	LAP TIME	DIFF	MPH	TIME OF DAY
1 -	2:11.627 (2)	19.155	57.43	13:32:26.399
2 -	1:52.472 (1)		67.21	13:34:18.871

P28 176 PHILLIPS / GRIFFITHS

LAP	LAP TIME	DIFF	MPH	TIME OF DAY
1 -	3:34.877 P		35.18	13:33:49.649

CSCC 24 Hour Race Meeting - Anglesey - 1st/2nd July 2023

Co-ordsport Tin Tops / Puma Cup / Lohen Turbo Tin Tops

RACE 1a - PIT STOP ANALYSIS

P1		1 C		Adam BROWN		Ford Fiesta ST150 1999	
STOP	IN TIME	DRIVER IN	STINT TIME	STOP TIME	TOTAL STOP TIME	OUT TIME	DRIVER OUT
1 -	13:49:02.067	Adam BROWN	18:47.295	1:34.334	1:34.334	13:50:36.401	Adam BROWN
-	Finish	Adam BROWN	20:30.801				

P2		5 TA		Phill BRIGGS		Seat Leon (T) 1987	
STOP	IN TIME	DRIVER IN	STINT TIME	STOP TIME	TOTAL STOP TIME	OUT TIME	DRIVER OUT
1 -	13:42:08.126	Phill BRIGGS	11:53.354	1:29.106	1:29.106	13:43:37.232	Phill BRIGGS
-	Finish	Phill BRIGGS	27:27.979				

P3		112 A		Manoj PATEL		Honda Civic Type R 1998	
STOP	IN TIME	DRIVER IN	STINT TIME	STOP TIME	TOTAL STOP TIME	OUT TIME	DRIVER OUT
1 -	13:45:51.531	Manoj PATEL	15:36.759	1:38.469	1:38.469	13:47:30.000	Manoj PATEL
-	Finish	Manoj PATEL	24:06.505				

P4		2 D		ELY / ROEBUCK		Honda Civic 1800 / Peugeot 205 GTi 1580	
STOP	IN TIME	DRIVER IN	STINT TIME	STOP TIME	TOTAL STOP TIME	OUT TIME	DRIVER OUT
1 -	13:49:29.449	ELY / ROEBUCK	19:14.677	1:32.306	1:32.306	13:51:01.755	ELY / ROEBUCK
-	Finish	ELY / ROEBUCK	21:06.804				

P5		14 A		Steve PAPWORTH		Honda Civic Type R 1998	
STOP	IN TIME	DRIVER IN	STINT TIME	STOP TIME	TOTAL STOP TIME	OUT TIME	DRIVER OUT
1 -	13:44:18.937	Steve PAPWORTH	14:04.165	1:35.045	1:35.045	13:45:53.982	Steve PAPWORTH
-	Finish	Steve PAPWORTH	26:14.982				

P6		59 TE		Andrew MARSON		Abarth Assetto Corse (T) 1398	
STOP	IN TIME	DRIVER IN	STINT TIME	STOP TIME	TOTAL STOP TIME	OUT TIME	DRIVER OUT
1 -	13:47:36.547	Andrew MARSON	17:21.775	2:04.629	2:04.629	13:49:41.176	Andrew MARSON
-	Finish	Andrew MARSON	22:39.092				

P7		97 TD		SEAGERS / GRIMM		MINI Cooper S JCW R56 (T) 1600	
STOP	IN TIME	DRIVER IN	STINT TIME	STOP TIME	TOTAL STOP TIME	OUT TIME	DRIVER OUT
1 -	13:46:21.914	SEAGERS / GRIMM	16:07.142	1:36.619	1:36.619	13:47:58.533	SEAGERS / GRIMM
-	Finish	SEAGERS / GRIMM	24:53.751				

P8		999 TC		FRANCIS / WORTLEY		MINI Cooper S R53 (S/C) 1600	
STOP	IN TIME	DRIVER IN	STINT TIME	STOP TIME	TOTAL STOP TIME	OUT TIME	DRIVER OUT
1 -	13:50:12.856	FRANCIS / WORTLEY	19:58.084	1:35.106	1:35.106	13:51:47.962	FRANCIS / WORTLEY
-	Finish	FRANCIS / WORTLEY	19:40.351				

P9		159 TD		HOUSE / TATE		Renault Clio Cup Gen 4 (T) 1600	
STOP	IN TIME	DRIVER IN	STINT TIME	STOP TIME	TOTAL STOP TIME	OUT TIME	DRIVER OUT
1 -	13:46:37.107	HOUSE / TATE	16:22.335	1:43.837	1:43.837	13:48:20.944	HOUSE / TATE
-	Finish	HOUSE / TATE	23:08.371				

CSCC 24 Hour Race Meeting - Anglesey - 1st/2nd July 2023

Co-ordsport Tin Tops / Puma Cup / Lohen Turbo Tin Tops

RACE 1a - PIT STOP ANALYSIS

P10	21 C	Christopher HURWOOD	Ford Fiesta ST 2000				
STOP	IN TIME	DRIVER IN	STINT TIME	STOP TIME	TOTAL STOP TIME	OUT TIME	DRIVER OUT
1 -	13:47:15.004	Christopher HURWOOD	17:00.232	1:32.133	1:32.133	13:48:47.137	Christopher HURWOOD
-	Finish	Christopher HURWOOD	23:38.538				

P11	155 B2	SPENCER / WALKER	Renault Clio 172 1998				
STOP	IN TIME	DRIVER IN	STINT TIME	STOP TIME	TOTAL STOP TIME	OUT TIME	DRIVER OUT
1 -	13:50:31.275	SPENCER / WALKER	20:16.503	1:33.725	1:33.725	13:52:05.000	SPENCER / WALKER
-	Finish	SPENCER / WALKER	20:38.320				

P12	55 E	FLETCHER / FLETCHER	Alfa Romeo 33 1800				
STOP	IN TIME	DRIVER IN	STINT TIME	STOP TIME	TOTAL STOP TIME	OUT TIME	DRIVER OUT
1 -	13:52:45.642	FLETCHER / FLETCHER	22:30.870	1:30.403	1:30.403	13:54:16.045	FLETCHER / FLETCHER
-	Finish	FLETCHER / FLETCHER	18:41.872				

P13	124 TE	James MANNING	Abarth 500 Assetto Corse (T) 1400				
STOP	IN TIME	DRIVER IN	STINT TIME	STOP TIME	TOTAL STOP TIME	OUT TIME	DRIVER OUT
1 -	13:47:43.116	James MANNING	17:28.344	1:36.723	1:36.723	13:49:19.839	James MANNING
-	Finish	James MANNING	22:31.762				

P14	12 TC	Stephen WARNER	MINI Cooper S R53 (S/C) 1600				
STOP	IN TIME	DRIVER IN	STINT TIME	STOP TIME	TOTAL STOP TIME	OUT TIME	DRIVER OUT
1 -	13:55:14.212	Stephen WARNER	24:59.440	1:36.366	1:36.366	13:56:50.578	Stephen WARNER
-	Finish	Stephen WARNER	15:06.095				

P15	196 PC	GLOVER / CHAPPELL	Ford Puma 1700				
STOP	IN TIME	DRIVER IN	STINT TIME	STOP TIME	TOTAL STOP TIME	OUT TIME	DRIVER OUT
1 -	13:49:36.490	GLOVER / CHAPPELL	19:21.718	1:35.510	1:35.510	13:51:12.000	GLOVER / CHAPPELL
-	Finish	GLOVER / CHAPPELL	21:13.333				

P16	187 PC	KOEBERLE / EACOCK	Ford Puma 1700				
STOP	IN TIME	DRIVER IN	STINT TIME	STOP TIME	TOTAL STOP TIME	OUT TIME	DRIVER OUT
1 -	13:46:01.695	KOEBERLE / EACOCK	15:46.923	1:36.717	1:36.717	13:47:38.412	KOEBERLE / EACOCK
-	Finish	KOEBERLE / EACOCK	24:49.222				

P17	66 B2	BRIAN / BOWCOCK	Renault Clio 172 2000				
STOP	IN TIME	DRIVER IN	STINT TIME	STOP TIME	TOTAL STOP TIME	OUT TIME	DRIVER OUT
1 -	13:47:43.693	BRIAN / BOWCOCK	17:28.921	46.307	46.307	13:48:30.000	BRIAN / BOWCOCK
-	Finish	BRIAN / BOWCOCK	22:56.754				

P18	6 TE	Richard MARSON	Abarth Assetto Corsa (T) 1400				
STOP	IN TIME	DRIVER IN	STINT TIME	STOP TIME	TOTAL STOP TIME	OUT TIME	DRIVER OUT
1 -	13:43:35.565	Richard MARSON	13:20.793	1:32.980	1:32.980	13:45:08.545	Richard MARSON
2 -	13:56:16.185	Richard MARSON	11:07.640	37.056	2:10.036	13:56:53.241	Richard MARSON
3 -	14:08:02.830	Richard MARSON	11:09.589	1:01.023	3:11.059	14:09:03.853	Richard MARSON
-	Finish	Richard MARSON	2:02.116				

CSCC 24 Hour Race Meeting - Anglesey - 1st/2nd July 2023

Co-ordsport Tin Tops / Puma Cup / Lohen Turbo Tin Tops

RACE 1a - PIT STOP ANALYSIS

P19 234 B2		James WILSON		Peugeot 206 GTi 1997			
STOP	IN TIME	DRIVER IN	STINT TIME	STOP TIME	TOTAL STOP TIME	OUT TIME	DRIVER OUT
1 -	13:44:44.416	James WILSON	14:29.644	1:31.892	1:31.892	13:46:16.308	James WILSON
2 -	13:59:11.445	James WILSON	12:55.137	3:09.286	4:41.178	14:02:20.731	James WILSON
-	Finish	James WILSON	8:57.767				

P20 78 A		BROWN / TURNER		Honda Civic FN2 1998			
STOP	IN TIME	DRIVER IN	STINT TIME	STOP TIME	TOTAL STOP TIME	OUT TIME	DRIVER OUT
1 -	13:48:49.043	BROWN / TURNER	18:34.271	2:00.902	2:00.902	13:50:49.945	BROWN / TURNER
-	Finish	BROWN / TURNER	21:35.121				

P21 88 F		SALYER / ROGERSON		Ford KA 1300			
STOP	IN TIME	DRIVER IN	STINT TIME	STOP TIME	TOTAL STOP TIME	OUT TIME	DRIVER OUT
1 -	13:48:55.208	SALYER / ROGERSON	18:40.436	1:39.123	1:39.123	13:50:34.331	SALYER / ROGERSON
-	Finish	SALYER / ROGERSON	22:12.686				

P22 4 B2		NORTON / PLACE		Peugeot 206 GTi 2000 / Toyota Corolla T Sport			
STOP	IN TIME	DRIVER IN	STINT TIME	STOP TIME	TOTAL STOP TIME	OUT TIME	DRIVER OUT
1 -	13:50:33.293	NORTON / PLACE	20:18.521	1:33.643	1:33.643	13:52:06.936	NORTON / PLACE
-	Finish	NORTON / PLACE	20:42.362				

P23 888 A		Andrew WINDMILL		Honda Civic Type R Leggera 1998			
STOP	IN TIME	DRIVER IN	STINT TIME	STOP TIME	TOTAL STOP TIME	OUT TIME	DRIVER OUT
1 -	13:38:47.980	Andrew WINDMILL	8:33.208	30.022	30.022	13:39:18.002	Andrew WINDMILL
2 -	13:46:03.882	Andrew WINDMILL	6:45.880	2:01.464	2:31.486	13:48:05.346	Andrew WINDMILL
3 -	13:58:20.734	Andrew WINDMILL					Andrew WINDMILL

P24 7 TD		SELBY / HARRIS		Ford Fiesta ST180 (T) 1600			
STOP	IN TIME	DRIVER IN	STINT TIME	STOP TIME	TOTAL STOP TIME	OUT TIME	DRIVER OUT
1 -	13:44:26.304	SELBY / HARRIS	14:11.532	19:11.158	19:11.158	14:03:37.462	SELBY / HARRIS
-	Finish	SELBY / HARRIS	8:43.413				

P26 3 TE		David MARSON		Abarth 500 (T) 1400			
STOP	IN TIME	DRIVER IN	STINT TIME	STOP TIME	TOTAL STOP TIME	OUT TIME	DRIVER OUT
1 -	13:35:48.014	David MARSON	5:33.242	2:41.815	2:41.815	13:38:29.829	David MARSON
-	Finish	David MARSON	5:15.980				

P28 176 A		PHILLIPS / GRIFFITHS		Honda Civic Type R 2000			
STOP	IN TIME	DRIVER IN	STINT TIME	STOP TIME	TOTAL STOP TIME	OUT TIME	DRIVER OUT
1 -	13:33:49.649	PHILLIPS / GRIFFITHS					PHILLIPS / GRIFFITHS

CSCC 24 Hour Race Meeting - Anglesey - 1st/2nd July 2023

Co-ordsport Tin Tops / Puma Cup / Lohen Turbo Tin Tops

RACE 1a - STATISTICS

Competitors Started	28
Planned Start	2023-07-01 @ 13:30:00.000
Actual Start	2023-07-01 @ 13:30:14.772
Finish Time	2023-07-01 @ 14:11:04.996
Track Length	2.1000mi.
Total Laps	520
Total Distance Covered	1092.0000mi.

Session Fastest Lap History

NO	CL	NAME	LAP TIME	TIME OF DAY	LAP	VEHICLE
5	TA	Phill BRIGGS	1:42.314	13:31:57.118	1	Seat Leon (T) 1987
5	TA	Phill BRIGGS	1:41.030	13:33:38.148	2	Seat Leon (T) 1987
5	TA	Phill BRIGGS	1:40.979	13:35:19.126	3	Seat Leon (T) 1987
888	A	Andrew WINDMILL	1:40.493	13:35:23.570	3	Honda Civic Type R Leggera

Session Leader History

NO	CL	NAME	FROM LAP	LAPS LED	DISTANCE	VEHICLE
5	TA	Phill BRIGGS	1	7	14.70 miles	Seat Leon (T) 1987
1	C	Adam BROWN	8	4	8.40 miles	Ford Fiesta ST150 1999
5	TA	Phill BRIGGS	12	12	25.20 miles	Seat Leon (T) 1987

Flag History

TYPE	TIME OF DAY
GREEN	13:30:14.772
FINISH	14:11:04.996

Flag Statistics

TYPE	COUNT	TOTAL LAPS	TOTAL TIME
Green	1	23	42:48.485
Red	0	0	0.000
Safety Car	0	0	0.000
FCY	0	0	0.000

CSCC 24 Hour Race Meeting - Anglesey - 1st/2nd July 2023

Co-ordsport Tin Tops / Puma Cup / Lohen Turbo Tin Tops

RACE 1a - STATISTICS

CLASS : A

5 Starters

Fastest Lap History

NO	NAME	LAP TIME	TIME OF DAY	LAP	VEHICLE
112	Manoj PATEL	1:46.072	13:32:00.911	1	Honda Civic Type R 1998
888	Andrew WINDMILL	1:41.925	13:33:43.077	2	Honda Civic Type R Leggera 1998
888	Andrew WINDMILL	1:40.493	13:35:23.570	3	Honda Civic Type R Leggera 1998

Leader History

NO	NAME	FROM LAP	LAPS LED	DISTANCE	VEHICLE
112	Manoj PATEL	1	1	2.10 miles	Honda Civic Type R 1998
888	Andrew WINDMILL	2	4	8.40 miles	Honda Civic Type R Leggera 1998
112	Manoj PATEL	6	18	37.80 miles	Honda Civic Type R 1998

CSCC 24 Hour Race Meeting - Anglesey - 1st/2nd July 2023

Co-ordsport Tin Tops / Puma Cup / Lohen Turbo Tin Tops

RACE 1a - STATISTICS

CLASS : B2

5 Starters

Fastest Lap History

NO	NAME	LAP TIME	TIME OF DAY	LAP	VEHICLE
234	James WILSON	1:56.279	13:32:11.088	1	Peugeot 206 GTi 1997
234	James WILSON	1:45.959	13:33:57.047	2	Peugeot 206 GTi 1997

Leader History

NO	NAME	FROM LAP	LAPS LED	DISTANCE	VEHICLE
234	James WILSON	1	8	16.80 miles	Peugeot 206 GTi 1997
155	SPENCER / WALKER	9	3	6.30 miles	Renault Clio 172 1998
234	James WILSON	12	4	8.40 miles	Peugeot 206 GTi 1997
155	SPENCER / WALKER	16	7	14.70 miles	Renault Clio 172 1998

CSCC 24 Hour Race Meeting - Anglesey - 1st/2nd July 2023

Co-ordsport Tin Tops / Puma Cup / Lohen Turbo Tin Tops

RACE 1a - STATISTICS

CLASS : C

2 Starters

Fastest Lap History

NO	NAME	LAP TIME	TIME OF DAY	LAP	VEHICLE
1	Adam BROWN	1:45.532	13:32:00.346	1	Ford Fiesta ST150 1999
1	Adam BROWN	1:41.376	13:33:41.722	2	Ford Fiesta ST150 1999

Leader History

NO	NAME	FROM LAP	LAPS LED	DISTANCE	VEHICLE
1	Adam BROWN	1	23	48.30 miles	Ford Fiesta ST150 1999

CSCC 24 Hour Race Meeting - Anglesey - 1st/2nd July 2023

Co-ordsport Tin Tops / Puma Cup / Lohen Turbo Tin Tops

RACE 1a - STATISTICS

CLASS : D

1 Starters

Fastest Lap History

NO	NAME	LAP TIME	TIME OF DAY	LAP	VEHICLE
2	ELY / ROEBUCK	1:49.936	13:32:04.735	1	Honda Civic 1800 / Peugeot 205 GTi 1580
2	ELY / ROEBUCK	1:43.785	13:33:48.520	2	Honda Civic 1800 / Peugeot 205 GTi 1580
2	ELY / ROEBUCK	1:43.533	13:35:32.054	3	Honda Civic 1800 / Peugeot 205 GTi 1580

Leader History

NO	NAME	FROM LAP	LAPS LED	DISTANCE	VEHICLE
2	ELY / ROEBUCK	1	23	48.30 miles	Honda Civic 1800 / Peugeot 205 GTi 1580

CSCC 24 Hour Race Meeting - Anglesey - 1st/2nd July 2023

Co-ordsport Tin Tops / Puma Cup / Lohen Turbo Tin Tops

RACE 1a - STATISTICS

CLASS : E

1 Starters

Fastest Lap History

NO	NAME	LAP TIME	TIME OF DAY	LAP	VEHICLE
55	FLETCHER / FLETCHER	2:09.497	13:32:24.307	1	Alfa Romeo 33 1800
55	FLETCHER / FLETCHER	1:50.993	13:34:15.299	2	Alfa Romeo 33 1800
55	FLETCHER / FLETCHER	1:49.448	13:36:04.746	3	Alfa Romeo 33 1800

Leader History

NO	NAME	FROM LAP	LAPS LED	DISTANCE	VEHICLE
55	FLETCHER / FLETCHER	1	22	46.20 miles	Alfa Romeo 33 1800

CSCC 24 Hour Race Meeting - Anglesey - 1st/2nd July 2023

Co-ordsport Tin Tops / Puma Cup / Lohen Turbo Tin Tops

RACE 1a - STATISTICS

CLASS : F

1 Starters

Fastest Lap History

NO	NAME	LAP TIME	TIME OF DAY	LAP	VEHICLE
88	SALYER / ROGERSON	2:27.393	13:32:42.201	1	Ford KA 1300
88	SALYER / ROGERSON	2:01.033	13:34:43.232	2	Ford KA 1300
88	SALYER / ROGERSON	1:59.914	13:36:43.146	3	Ford KA 1300
88	SALYER / ROGERSON	1:59.801	13:46:48.652	8	Ford KA 1300
88	SALYER / ROGERSON	1:59.632	14:04:43.809	16	Ford KA 1300

Leader History

NO	NAME	FROM LAP	LAPS LED	DISTANCE	VEHICLE
88	SALYER / ROGERSON	1	20	42.00 miles	Ford KA 1300

CSCC 24 Hour Race Meeting - Anglesey - 1st/2nd July 2023

Co-ordsport Tin Tops / Puma Cup / Lohen Turbo Tin Tops

RACE 1a - STATISTICS

CLASS : PC

3 Starters

Fastest Lap History

NO	NAME	LAP TIME	TIME OF DAY	LAP	VEHICLE
110	Gareth COTGROVE	2:11.627	13:32:26.446	1	Ford Puma 1700
110	Gareth COTGROVE	1:52.472	13:34:18.919	2	Ford Puma 1700
187	KOEBERLE / EACOCK	1:52.242	14:06:47.308	18	Ford Puma 1700
187	KOEBERLE / EACOCK	1:52.176	14:10:34.078	20	Ford Puma 1700

Leader History

NO	NAME	FROM LAP	LAPS LED	DISTANCE	VEHICLE
110	Gareth COTGROVE	1	2	4.20 miles	Ford Puma 1700
196	GLOVER / CHAPPELL	3	19	39.90 miles	Ford Puma 1700

CSCC 24 Hour Race Meeting - Anglesey - 1st/2nd July 2023

Co-ordsport Tin Tops / Puma Cup / Lohen Turbo Tin Tops

RACE 1a - STATISTICS

CLASS : TA

1 Starters

Fastest Lap History

NO	NAME	LAP TIME	TIME OF DAY	LAP	VEHICLE
5	Phill BRIGGS	1:42.314	13:31:57.118	1	Seat Leon (T) 1987
5	Phill BRIGGS	1:41.030	13:33:38.148	2	Seat Leon (T) 1987
5	Phill BRIGGS	1:40.979	13:35:19.126	3	Seat Leon (T) 1987

Leader History

NO	NAME	FROM LAP	LAPS LED	DISTANCE	VEHICLE
5	Phill BRIGGS	1	23	48.30 miles	Seat Leon (T) 1987

CSCC 24 Hour Race Meeting - Anglesey - 1st/2nd July 2023

Co-ordsport Tin Tops / Puma Cup / Lohen Turbo Tin Tops

RACE 1a - STATISTICS

CLASS : TC

2 Starters

Fastest Lap History

NO	NAME	LAP TIME	TIME OF DAY	LAP	VEHICLE
999	FRANCIS / WORTLEY	2:00.005	13:32:14.806	1	MINI Cooper S R53 (S/C) 1600
999	FRANCIS / WORTLEY	1:48.059	13:34:02.863	2	MINI Cooper S R53 (S/C) 1600
999	FRANCIS / WORTLEY	1:47.841	13:35:50.707	3	MINI Cooper S R53 (S/C) 1600
999	FRANCIS / WORTLEY	1:47.263	13:37:37.967	4	MINI Cooper S R53 (S/C) 1600
999	FRANCIS / WORTLEY	1:46.361	13:39:24.329	5	MINI Cooper S R53 (S/C) 1600
999	FRANCIS / WORTLEY	1:45.995	13:42:57.109	7	MINI Cooper S R53 (S/C) 1600

Leader History

NO	NAME	FROM LAP	LAPS LED	DISTANCE	VEHICLE
999	FRANCIS / WORTLEY	1	11	23.10 miles	MINI Cooper S R53 (S/C) 1600
12	Stephen WARNER	12	2	4.20 miles	MINI Cooper S R53 (S/C) 1600
999	FRANCIS / WORTLEY	14	9	18.90 miles	MINI Cooper S R53 (S/C) 1600

CSCC 24 Hour Race Meeting - Anglesey - 1st/2nd July 2023

Co-ordsport Tin Tops / Puma Cup / Lohen Turbo Tin Tops

RACE 1a - STATISTICS

CLASS : TD

3 Starters

Fastest Lap History

NO	NAME	LAP TIME	TIME OF DAY	LAP	VEHICLE
7	SELBY / HARRIS	1:51.391	13:32:06.194	1	Ford Fiesta ST180 (T) 1600
7	SELBY / HARRIS	1:44.752	13:33:50.942	2	Ford Fiesta ST180 (T) 1600
7	SELBY / HARRIS	1:44.462	13:37:20.632	4	Ford Fiesta ST180 (T) 1600
7	SELBY / HARRIS	1:44.052	13:39:04.665	5	Ford Fiesta ST180 (T) 1600
7	SELBY / HARRIS	1:43.825	13:40:48.501	6	Ford Fiesta ST180 (T) 1600
7	SELBY / HARRIS	1:42.692	14:08:53.925	11	Ford Fiesta ST180 (T) 1600

Leader History

NO	NAME	FROM LAP	LAPS LED	DISTANCE	VEHICLE
7	SELBY / HARRIS	1	8	16.80 miles	Ford Fiesta ST180 (T) 1600
97	SEAGERS / GRIMM	9	15	31.50 miles	MINI Cooper S JCW R56 (T) 1600

CSCC 24 Hour Race Meeting - Anglesey - 1st/2nd July 2023

Co-ordsport Tin Tops / Puma Cup / Lohen Turbo Tin Tops

RACE 1a - STATISTICS

CLASS : TE

4 Starters

Fastest Lap History

NO	NAME	LAP TIME	TIME OF DAY	LAP	VEHICLE
59	Andrew MARSON	1:47.084	13:32:01.889	1	Abarth Assetto Corse (T) 1398
59	Andrew MARSON	1:43.932	13:33:45.820	2	Abarth Assetto Corse (T) 1398
3	David MARSON	1:43.351	13:33:46.414	2	Abarth 500 (T) 1400
59	Andrew MARSON	1:42.841	13:40:39.768	6	Abarth Assetto Corse (T) 1398


Leader History

NO	NAME	FROM LAP	LAPS LED	DISTANCE	VEHICLE
59	Andrew MARSON	1	23	48.30 miles	Abarth Assetto Corse (T) 1398

CSCC 24 Hour Race Meeting - Anglesey - 1st/2nd July 2023

Co-ordsport Tin Tops / Puma Cup / Lohen Turbo Tin Tops

RACE 1b - GRID (40 minutes)

ROW 15		29	69 GRIFFITHS / MAINWARING	
ROW 14	28	176 PHILLIPS / GRIFFITHS	27	110 Gareth COTGROVE
ROW 13	26	3 David MARSON	25	23 BAKER / MELLOR
ROW 12	24	7 SELBY / HARRIS	23	888 Andrew WINDMILL
ROW 11	22	4 NORTON / PLACE	21	88 SALYER / ROGERSON
ROW 10	20	78 BROWN / TURNER	19	234 James WILSON
ROW 9	18	6 Richard MARSON	17	66 BRIAN / BOWCOCK
ROW 8	16	187 KOEBERLE / EACOCK	15	196 GLOVER / CHAPPELL
ROW 7	14	12 Stephen WARNER	13	124 James MANNING
ROW 6	12	55 FLETCHER / FLETCHER	11	155 SPENCER / WALKER
ROW 5	10	21 Christopher HURWOOD	9	159 HOUSE / TATE
ROW 4	8	999 FRANCIS / WORTLEY	7	97 SEAGERS / GRIMM
ROW 3	6	59 Andrew MARSON	5	14 Steve PAPWORTH
ROW 2	4	2 ELY / ROEBUCK	3	112 Manoj PATEL
ROW 1	2	5 Phill BRIGGS	1	1 Adam BROWN
Pole				
				

Anglesey International GP: 2.1000 miles

These results are provisional until the conclusion of any judicial and technical matters.

Clerk Of Course :	Stewards :	Timekeeper : Lisa Sneader
-------------------	------------	---------------------------



CSCC 24 Hour Race Meeting - Anglesey - 1st/2nd July 2023

Co-ordsport Tin Tops / Puma Cup / Lohen Turbo Tin Tops

RACE 1b - CLASSIFICATION

POS	NO	CL	PIC NAME	ENTRY	LAPS	TIME	GAP	DIFF	MPH	BEST	ON
1	1	C	1 Adam BROWN	Ford Fiesta ST150 1999	23	40:51.391			70.93	1:41.482	2
2	112	A	1 Manoj PATEL	Honda Civic Type R 1998	23	41:33.543	42.152	42.152	69.73	1:43.260	21
3	5	TA	1 Phill BRIGGS	Seat Leon (T) 1987	23	41:33.682	42.291	0.139	69.72	1:41.766	23
4	59	TE	1 Andrew MARSON	Abarth Assetto Corse (T) 1398	23	41:47.515	56.124	13.833	69.34	1:43.690	7
5	2	D	1 ELY / ROEBUCK	Honda Civic 1800 / Peugeot 205 GTi 1580	23	41:48.231	56.840	0.716	69.32	1:43.331	15
6	14	A	2 Steve PAPWORTH	Honda Civic Type R 1998	23	41:53.041	1:01.650	4.810	69.19	1:43.979	11
7	3	TE	2 David MARSON	Abarth 500 (T) 1400	23	42:00.766	1:09.375	7.725	68.97	1:43.139	19
8	6	TE	3 Richard MARSON	Abarth Assetto Corsa (T) 1400	23	42:06.241	1:14.850	5.475	68.82	1:43.578	20
9	7	TD	1 SELBY / HARRIS	Ford Fiesta ST180 (T) 1600	22	40:54.871	1 Lap	1 Lap	67.75	1:43.486	17
10	159	TD	2 HOUSE / TATE	Renault Clio Cup Gen 4 (T) 1600	22	41:00.257	1 Lap	5.386	67.60	1:46.132	12
11	97	TD	3 SEAGERS / GRIMM	MINI Cooper S JCW R56 (T) 1600	22	41:07.579	1 Lap	7.322	67.40	1:44.785	2
12	234	B2	1 James WILSON	Peugeot 206 GTi 1997	22	41:11.133	1 Lap	3.554	67.30	1:44.682	17
13	999	TC	1 FRANCIS / WORTLEY	MINI Cooper S R53 (S/C) 1600	22	41:48.079	1 Lap	36.946	66.31	1:46.661	6
14	155	B2	2 SPENCER / WALKER	Renault Clio 172 1998	22	42:18.193	1 Lap	30.114	65.52	1:47.276	5
15	4	B2	3 NORTON / PLACE	Peugeot 206 GTi 2000 / Toyota Corolla T S	21	40:56.474	2 Laps	1 Lap	64.62	1:50.105	15
16	55	E	1 FLETCHER / FLETCHER	Alfa Romeo 33 1800	21	40:59.398	2 Laps	2.924	64.55	1:49.833	4
17	66	B2	4 BRIAN / BOWCOCK	Renault Clio 172 2000	21	41:31.051	2 Laps	31.653	63.73	1:51.153	14
18	124	TE	4 James MANNING	Abarth 500 Assetto Corse (T) 1400	21	41:34.571	2 Laps	3.520	63.64	1:51.965	10
19	187	PC	1 KOEBERLE / EACOCK	Ford Puma 1700	21	41:47.014	2 Laps	12.443	63.32	1:52.894	15
20	196	PC	2 GLOVER / CHAPPELL	Ford Puma 1700	21	41:47.481	2 Laps	0.467	63.31	1:52.405	7
21	12	TC	2 Stephen WARNER	MINI Cooper S R53 (S/C) 1600	21	42:20.036	2 Laps	32.555	62.50	1:53.528	3
22	110	PC	3 Gareth COTGROVE	Ford Puma 1700	21	42:29.083	2 Laps	9.047	62.28	1:54.096	6
23	78	A	3 BROWN / TURNER	Honda Civic FN2 1998	20	42:34.634	3 Laps	1 Lap	59.18	1:57.050	20
24	69	C	2 GRIFFITHS / MAINWARING	Ford Fiesta ST 2000	19	41:39.711	4 Laps	1 Lap	57.46	2:03.882	19
25	88	F	1 SALYER / ROGERSON	Ford KA 1300	19	42:06.126	4 Laps	26.415	56.86	2:04.694	13

NOT CLASSIFIED

DNF	21	C	Christopher HURWOOD	Ford Fiesta ST 2000	7	12:51.365	16 Laps	12 Laps	68.60	1:47.954	5
NC	23	B2	BAKER / MELLOR	Renault Clio 172 2000	6	40:55.149	17 Laps	1 Lap	18.47	1:48.860	3

FASTEST LAP

1	C	Adam BROWN	Ford Fiesta ST150 1999	2	1:41.482	74.49 mph	119.88 kph
5	TA	Phill BRIGGS	Seat Leon (T) 1987	23	1:41.766	74.28 mph	119.55 kph
3	TE	David MARSON	Abarth 500 (T) 1400	19	1:43.139	73.29 mph	117.96 kph
112	A	Manoj PATEL	Honda Civic Type R 1998	21	1:43.260	73.21 mph	117.82 kph
2	D	ELY / ROEBUCK	Honda Civic 1800 / Peugeot 205 GTi 1580	15	1:43.331	73.16 mph	117.74 kph
7	TD	SELBY / HARRIS	Ford Fiesta ST180 (T) 1600	17	1:43.486	73.05 mph	117.56 kph
234	B2	James WILSON	Peugeot 206 GTi 1997	17	1:44.682	72.21 mph	116.22 kph
999	TC	FRANCIS / WORTLEY	MINI Cooper S R53 (S/C) 1600	6	1:46.661	70.87 mph	114.06 kph
55	E	FLETCHER / FLETCHER	Alfa Romeo 33 1800	4	1:49.833	68.83 mph	110.77 kph
196	PC	GLOVER / CHAPPELL	Ford Puma 1700	7	1:52.405	67.25 mph	108.23 kph
88	F	SALYER / ROGERSON	Ford KA 1300	13	2:04.694	60.62 mph	97.57 kph

Weather / Track : Cloudy / Dry

These results are provisional until the conclusion of any judicial and technical matters.

Race Distance: 23 Laps / 48.30 miles
Anglesey International GP: 2.1000 miles
Date: 01/07/2023 Start: 18:29 Finish: 19:10

Clerk Of Course :	Stewards :	Timekeeper : Lisa Sneider
-------------------	------------	---------------------------



CSCC 24 Hour Race Meeting - Anglesey - 1st/2nd July 2023

Co-ordsport Tin Tops / Puma Cup / Lohen Turbo Tin Tops

RACE 1b - CLASSIFICATION BY CLASS

CLASS : Tin Tops - A

POS	NO	NAME	ENTRY	LAPS	TIME	GAP	DIFF	MPH	BEST	ON
1	112	Manoj PATEL	Honda Civic Type R 1998	23	41:33.543			69.73	1:43.260	21
2	14	Steve PAPWORTH	Honda Civic Type R 1998	23	41:53.041	19.498	19.498	69.19	1:43.979	11
3	78	BROWN / TURNER	Honda Civic FN2 1998	20	42:34.634	3 Laps	3 Laps	59.18	1:57.050	20

CLASS : Tin Tops - B2

POS	NO	NAME	ENTRY	LAPS	TIME	GAP	DIFF	MPH	BEST	ON
1	234	James WILSON	Peugeot 206 GTi 1997	22	41:11.133			67.30	1:44.682	17
2	155	SPENCER / WALKER	Renault Clio 172 1998	22	42:18.193	1:07.060	1:07.060	65.52	1:47.276	5
3	4	NORTON / PLACE	Peugeot 206 GTi 2000 / Toyota Corol	21	40:56.474	1 Lap	1 Lap	64.62	1:50.105	15
4	66	BRIAN / BOWCOCK	Renault Clio 172 2000	21	41:31.051	1 Lap	34.577	63.73	1:51.153	14
NC	23	BAKER / MELLOR	Renault Clio 172 2000	6	40:55.149	16 Laps	15 Laps	18.47	1:48.860	3

CLASS : Tin Tops - C

POS	NO	NAME	ENTRY	LAPS	TIME	GAP	DIFF	MPH	BEST	ON
1	1	Adam BROWN	Ford Fiesta ST150 1999	23	40:51.391			70.93	1:41.482	2
2	69	GRIFFITHS / MAINWARING	Ford Fiesta ST 2000	19	41:39.711	4 Laps	4 Laps	57.46	2:03.882	19
DNF	21	Christopher HURWOOD	Ford Fiesta ST 2000	7	12:51.365	16 Laps	12 Laps	68.60	1:47.954	5

CLASS : Tin Tops - D

POS	NO	NAME	ENTRY	LAPS	TIME	GAP	DIFF	MPH	BEST	ON
1	2	ELY / ROEBUCK	Honda Civic 1800 / Peugeot 205 GTi	23	41:48.231			69.32	1:43.331	15

CLASS : Tin Tops - E

POS	NO	NAME	ENTRY	LAPS	TIME	GAP	DIFF	MPH	BEST	ON
1	55	FLETCHER / FLETCHER	Alfa Romeo 33 1800	21	40:59.398			64.55	1:49.833	4

CLASS : Tin Tops - F

POS	NO	NAME	ENTRY	LAPS	TIME	GAP	DIFF	MPH	BEST	ON
1	88	SALYER / ROGERSON	Ford KA 1300	19	42:06.126			56.86	2:04.694	13

CLASS : Tin Tops - PC

POS	NO	NAME	ENTRY	LAPS	TIME	GAP	DIFF	MPH	BEST	ON
1	187	KOEBERLE / EACOCK	Ford Puma 1700	21	41:47.014			63.32	1:52.894	15
2	196	GLOVER / CHAPPELL	Ford Puma 1700	21	41:47.481	0.467	0.467	63.31	1:52.405	7
3	110	Gareth COTGROVE	Ford Puma 1700	21	42:29.083	42.069	41.602	62.28	1:54.096	6

CLASS : Turbo Tin Tops - TA

POS	NO	NAME	ENTRY	LAPS	TIME	GAP	DIFF	MPH	BEST	ON
1	5	Phill BRIGGS	Seat Leon (T) 1987	23	41:33.682			69.72	1:41.766	23

CLASS : Turbo Tin Tops - TC

POS	NO	NAME	ENTRY	LAPS	TIME	GAP	DIFF	MPH	BEST	ON
1	999	FRANCIS / WORTLEY	MINI Cooper S R53 (S/C) 1600	22	41:48.079			66.31	1:46.661	6
2	12	Stephen WARNER	MINI Cooper S R53 (S/C) 1600	21	42:20.036	1 Lap	1 Lap	62.50	1:53.528	3

CLASS : Turbo Tin Tops - TD

Weather / Track : Cloudy / Dry

These results are provisional until the conclusion of any judicial and technical matters.

Race Distance: 23 Laps / 48.30 miles
Anglesey International GP: 2.1000 miles
Date: 01/07/2023 Start: 18:29 Finish: 19:10

Clerk Of Course :	Stewards :	Timekeeper : Lisa Sneader
-------------------	------------	---------------------------



CSCC 24 Hour Race Meeting - Anglesey - 1st/2nd July 2023

Co-ordsport Tin Tops / Puma Cup / Lohen Turbo Tin Tops

RACE 1b - CLASSIFICATION BY CLASS

POS	NO	NAME	ENTRY	LAPS	TIME	GAP	DIFF	MPH	BEST	ON
1	7	SELBY / HARRIS	Ford Fiesta ST180 (T) 1600	22	40:54.871			67.75	1:43.486	17
2	159	HOUSE / TATE	Renault Clio Cup Gen 4 (T) 1600	22	41:00.257	5.386	5.386	67.60	1:46.132	12
3	97	SEAGERS / GRIMM	MINI Cooper S JCW R56 (T) 1600	22	41:07.579	12.708	7.322	67.40	1:44.785	2

CLASS : Turbo Tin Tops - TE

POS	NO	NAME	ENTRY	LAPS	TIME	GAP	DIFF	MPH	BEST	ON
1	59	Andrew MARSON	Abarth Assetto Corse (T) 1398	23	41:47.515			69.34	1:43.690	7
2	3	David MARSON	Abarth 500 (T) 1400	23	42:00.766	13.251	13.251	68.97	1:43.139	19
3	6	Richard MARSON	Abarth Assetto Corsa (T) 1400	23	42:06.241	18.726	5.475	68.82	1:43.578	20
4	124	James MANNING	Abarth 500 Assetto Corse (T) 1400	21	41:34.571	2 Laps	2 Laps	63.64	1:51.965	10

FASTEST LAP

1	C	Adam BROWN	Ford Fiesta ST150 1999	2	1:41.482		74.49 mph	119.88 kph
5	TA	Phill BRIGGS	Seat Leon (T) 1987	23	1:41.766		74.28 mph	119.55 kph
3	TE	David MARSON	Abarth 500 (T) 1400	19	1:43.139		73.29 mph	117.96 kph
112	A	Manoj PATEL	Honda Civic Type R 1998	21	1:43.260		73.21 mph	117.82 kph
2	D	ELY / ROEBUCK	Honda Civic 1800 / Peugeot 205 GTi 1	15	1:43.331		73.16 mph	117.74 kph
7	TD	SELBY / HARRIS	Ford Fiesta ST180 (T) 1600	17	1:43.486		73.05 mph	117.56 kph
234	B2	James WILSON	Peugeot 206 GTi 1997	17	1:44.682		72.21 mph	116.22 kph
999	TC	FRANCIS / WORTLEY	MINI Cooper S R53 (S/C) 1600	6	1:46.661		70.87 mph	114.06 kph
55	E	FLETCHER / FLETCHER	Alfa Romeo 33 1800	4	1:49.833		68.83 mph	110.77 kph
196	PC	GLOVER / CHAPPELL	Ford Puma 1700	7	1:52.405		67.25 mph	108.23 kph
88	F	SALYER / ROGERSON	Ford KA 1300	13	2:04.694		60.62 mph	97.57 kph

Weather / Track : Cloudy / Dry

These results are provisional until the conclusion of any judicial and technical matters.

Race Distance: 23 Laps / 48.30 miles
Anglesey International GP: 2.1000 miles
Date: 01/07/2023 Start: 18:29 Finish: 19:10

Clerk Of Course :

Stewards :

Timekeeper : Lisa Sneader

CSCC 24 Hour Race Meeting - Anglesey - 1st/2nd July 2023

Co-ordsport Tin Tops / Puma Cup / Lohen Turbo Tin Tops

RACE 1b - LAP CHART

LAP 1 @ 18:31:17.002			LAP 2 @ 18:32:58.484			LAP 3 @ 18:34:40.600			LAP 4 @ 18:36:22.555			LAP 5 @ 18:38:04.895		
NO	BEHIND	LAP TIME	NO	BEHIND	LAP TIME	NO	BEHIND	LAP TIME	NO	BEHIND	LAP TIME	NO	BEHIND	LAP TIME
1		1:43.153	1		1:41.482	1		1:42.116	1		1:41.955	1		1:42.340
112	4.905	1:48.058	112	7.140	1:43.717	112	9.199	1:44.175	112	10.970	1:43.726	88	1 Lap	2:06.205
2	5.833	1:48.986	59	8.684	1:44.128	59	10.497	1:43.929	59	13.002	1:44.460	69	1 Lap	2:06.678
59	6.038	1:49.191	2	9.992	1:45.641	2	13.407	1:45.531	2	16.897	1:45.445	112	12.664	1:44.034
14	6.704	1:49.857	14	10.527	1:45.305	14	13.741	1:45.330	14	17.344	1:45.558	59	14.773	1:44.111
97	8.302	1:51.455	97	11.605	1:44.785	97	15.768	1:46.279	97	19.986	1:46.173	2	19.958	1:45.401
999	9.184	1:52.337	999	15.161	1:47.459	999	20.544	1:47.499	999	25.582	1:46.993	14	20.299	1:45.295
159	11.022	1:54.175	159	16.213	1:46.673	159	21.708	1:47.611	6	26.333	1:44.982	97	23.669	1:46.023
21	11.734	1:54.887	21	18.817	1:48.565	6	23.306	1:45.278	159	26.890	1:47.137	5	29.385	1:43.510
155	12.739	1:55.892	6	20.144	1:45.635	21	25.479	1:48.778	5	28.215	1:42.678	6	29.420	1:45.427
55	14.344	1:57.497	155	20.743	1:49.486	3	25.968	1:46.800	3	30.870	1:46.857	999	31.233	1:47.991
6	15.991	1:59.144	3	21.284	1:46.309	5	27.492	1:43.010	21	32.093	1:48.569	159	32.309	1:47.759
3	16.457	1:59.610	55	24.007	1:51.145	155	28.534	1:49.907	234	35.417	1:46.004	3	33.685	1:45.155
124	17.817	2:00.970	5	26.598	1:46.893	234	31.368	1:45.647	155	36.312	1:49.733	21	37.707	1:47.954
12	18.675	2:01.828	234	27.837	1:49.866	55	32.651	1:50.760	55	40.529	1:49.833	234	37.992	1:44.915
234	19.453	2:02.606	7	29.043	1:49.762	7	35.222	1:48.295	7	41.231	1:47.964	155	41.248	1:47.276
196	20.600	2:03.753	124	31.661	1:55.326	124	43.363	1:53.818	124	54.759	1:53.351	7	45.722	1:46.831
7	20.763	2:03.916	12	32.769	1:55.576	12	44.181	1:53.528	66	55.745	1:52.553	55	49.217	1:51.028
5	21.187	2:04.340	196	34.365	1:55.247	66	45.147	1:52.232	12	56.891	1:54.665	124	1:04.730	1:52.311
187	22.738	2:05.891	66	35.031	1:53.424	196	46.969	1:54.720	196	59.137	1:54.123	66	1:05.757	1:52.352
66	23.089	2:06.242	187	37.128	1:55.872	4	49.424	1:53.306	4	1:00.264	1:52.795	12	1:08.507	1:53.956
4	25.882	2:09.035	4	38.234	1:53.834	187	50.704	1:55.692	187	1:02.767	1:54.018	4	1:09.988	1:52.064
78	30.253	2:13.406	110	43.674	1:54.589	110	56.457	1:54.899	110	1:08.743	1:54.241	196	1:10.546	1:53.749
110	30.567	2:13.720	78	48.250	1:59.479	78	1:05.109	1:58.975	78	1:21.169	1:58.015	187	1:13.661	1:53.234
88	37.246	2:20.399	88	1:02.958	2:07.194	88	1:28.561	2:07.719				110	1:20.547	1:54.144
69	39.989	2:23.142	69	1:04.839	2:06.332	69	1:29.095	2:06.372				78	1:37.665	1:58.836

CSCC 24 Hour Race Meeting - Anglesey - 1st/2nd July 2023

Co-ordsport Tin Tops / Puma Cup / Lohen Turbo Tin Tops

RACE 1b - LAP CHART

LAP 6 @ 18:39:46.855			LAP 7 @ 18:41:29.382			LAP 8 @ 18:43:11.679			LAP 9 @ 18:44:54.615			LAP 10 @ 18:46:37.179		
NO	BEHIND	LAP TIME	NO	BEHIND	LAP TIME	NO	BEHIND	LAP TIME	NO	BEHIND	LAP TIME	NO	BEHIND	LAP TIME
1		1:41.960	1		1:42.527	1		1:42.297	1		1:42.936	1		1:42.564
112	14.797	1:44.093	78	1 Lap	1:59.496	110	1 Lap	1:55.115	12	1 Lap	1:56.629	66	1 Lap	1:54.393
59	17.086	1:44.273	112	15.862	1:43.592	112	17.466	1:43.901	110	1 Lap	1:54.840	187	2 Laps	3:33.017
2	23.501	1:45.503	59	18.249	1:43.690	59	20.039	1:44.087	112	18.260	1:43.730	69	2 Laps	2:05.975
14	23.876	1:45.537	2	26.359	1:45.385	78	1 Lap	1:58.046	59	21.093	1:43.990	4	1 Lap	1:53.951 P
97	27.579	1:45.870	14	26.974	1:45.625	2	29.702	1:45.640	5	31.718	1:43.772	88	2 Laps	2:06.077
5	30.619	1:43.194	5	30.798	1:42.706	14	30.130	1:45.453	2	32.182	1:45.416	124	1 Lap	1:54.706
6	33.516	1:46.056	97	31.588	1:46.536	5	30.882	1:42.381	14	34.975	1:47.781 P	196	1 Lap	1:52.918
88	1 Lap	2:06.850	6	35.247	1:44.258	97	35.672	1:46.381	97	40.021	1:47.285	12	1 Lap	1:55.364
999	35.934	1:46.661	3	39.744	1:45.507	6	37.198	1:44.248	6	42.212	1:47.950 P	112	20.874	1:45.178
3	36.764	1:45.039	999	41.927	1:48.520	3	41.350	1:43.903	3	44.431	1:46.017 P	59	23.341	1:44.812
69	1 Lap	2:07.600	159	42.323	1:47.384	234	49.019	1:45.800	78	1 Lap	2:01.403	110	1 Lap	2:01.197 P
159	37.466	1:47.117	234	45.516	1:45.407	159	51.091	1:51.065 P	234	53.076	1:46.993 P	5	34.476	1:45.322 P
234	42.636	1:46.604	155	54.730	1:49.549	999	52.920	1:53.290	7	1:02.428	1:45.684	2	35.459	1:45.841
21	44.816	1:49.069	7	55.064	1:47.961	7	59.680	1:46.913	155	1:05.425	1:48.050	97	44.898	1:47.441
155	47.708	1:48.420	21	55.832	1:53.543 P	155	1:00.311	1:47.878	999	1:08.489	1:58.505 P	159	1 Lap	3:23.458
7	49.630	1:45.868	88	1 Lap	2:08.392	55	1:17.357	1:52.064	55	1:27.475	1:53.054	78	1 Lap	2:02.920 P
55	58.692	1:51.435	69	1 Lap	2:07.063	69	1 Lap	2:04.824				155	1:10.639	1:47.778
66	1:15.418	1:51.621	55	1:07.590	1:51.425	88	1 Lap	2:07.628				7	1:10.760	1:50.896 P
124	1:16.696	1:53.926	66	1:24.682	1:51.791	66	1:34.644	1:52.259				55	1:36.745	1:51.834
4	1:19.691	1:51.663	124	1:26.851	1:52.682	4	1:38.014	1:52.284						
12	1:21.871	1:55.324	4	1:28.027	1:50.863	124	1:39.801	1:55.247						
196	1:22.645	1:54.059	196	1:32.523	1:52.405	196	1:42.772	1:52.546						
187	1:25.123	1:53.422	12	1:35.107	1:55.763									
110	1:32.683	1:54.096	187	1:39.302	1:56.706 P									

CSCC 24 Hour Race Meeting - Anglesey - 1st/2nd July 2023

Co-ordsport Tin Tops / Puma Cup / Lohen Turbo Tin Tops

RACE 1b - LAP CHART

LAP 11 @ 18:48:21.170			LAP 12 @ 18:50:27.941			LAP 13 @ 18:52:12.707			LAP 14 @ 18:54:00.820			LAP 15 @ 18:56:45.246		
NO	BEHIND	LAP TIME	NO	BEHIND	LAP TIME	NO	BEHIND	LAP TIME	NO	BEHIND	LAP TIME	NO	BEHIND	LAP TIME
1		1:43.991 P	112		1:45.113	112		1:44.766	112		1:48.113 P	1		1:42.144
66	1 Lap	1:52.281	14	1 Lap	1:43.979	5	1 Lap	1:43.225	78	3 Laps	2:06.056	999	1 Lap	1:47.484
187	2 Laps	1:55.783	5	1 Lap	3:19.034	14	1 Lap	1:44.687	124	2 Laps	3:29.017	88	3 Laps	2:06.856
124	1 Lap	1:51.965	124	1 Lap	1:54.607 P	2	1 Lap	3:19.344	2	1 Lap	1:44.067	155	1 Lap	1:51.698
196	1 Lap	1:53.680 P	187	2 Laps	1:55.450	196	2 Laps	3:42.537	66	2 Laps	3:39.787	112	30.374	3:14.800
112	21.658	1:44.775	110	2 Laps	3:29.616	6	1 Lap	1:44.225	6	1 Lap	1:44.619	59	33.808	1:44.662
14	1 Lap	3:16.560	6	1 Lap	1:45.294	187	2 Laps	1:53.300	3	1 Lap	1:44.116	5	38.712	1:42.992
59	25.793	1:46.443 P	3	1 Lap	1:45.936	3	1 Lap	1:45.035	196	2 Laps	1:55.469	55	1 Lap	1:52.793
69	2 Laps	2:06.811	234	1 Lap	1:46.081	234	1 Lap	1:45.450	187	2 Laps	1:53.446	14	44.144	1:44.076
88	2 Laps	2:05.428	12	1 Lap	1:59.718	110	2 Laps	1:55.938	234	1 Lap	1:45.802	2	45.133	1:43.331
12	1 Lap	1:56.253	69	2 Laps	2:08.108 P	159	1 Lap	1:46.132	159	1 Lap	1:46.328	4	1 Lap	1:51.645
6	1 Lap	3:18.375	159	1 Lap	1:46.506	12	1 Lap	1:55.837	110	2 Laps	1:56.366	6	54.711	1:44.780
3	1 Lap	3:20.121	88	2 Laps	2:10.388 P	7	1 Lap	1:45.281	69	3 Laps	3:36.983	3	55.822	1:43.250
2	38.721	1:47.253 P	97	33.591	1:52.637 P	155	1 Lap	3:35.381	97	1 Lap	3:36.323	124	1 Lap	1:54.374
234	1 Lap	3:15.346	7	1 Lap	3:20.564	999	1 Lap	1:49.955	7	1 Lap	1:46.099	66	1 Lap	1:51.153
97	47.725	1:46.818	999	1 Lap	1:48.486	1	1:07.986	1:42.275	12	1 Lap	2:02.107 P	234	1:06.891	1:45.997
159	1 Lap	1:46.135	1	1:10.477	3:17.248	55	1 Lap	3:36.042	88	3 Laps	3:50.844	78	2 Laps	1:59.885
999	1 Lap	3:34.508	78	2 Laps	4:10.918	59	1:37.092	1:44.092	1	1:02.282	1:42.409	159	1:20.142	1:47.015
155	1:18.524	1:51.876 P	4	1 Lap	1:50.716	4	1 Lap	1:51.540	999	1 Lap	1:49.918	196	1 Lap	1:53.428
55	1:45.505	1:52.751 P	59	1:37.766	3:18.744	5	1:45.947	1:44.740	155	1 Lap	1:52.211	187	1 Lap	1:53.075
4	1 Lap	3:24.899				14	1:47.819	1:45.710	59	1:33.572	1:44.593	7	1:24.654	1:45.145
66	2:05.870	1:54.043 P							55	1 Lap	1:53.769	97	1:27.559	1:46.769
									5	1:40.146	1:42.312	12	1 Lap	3:28.524
									4	1 Lap	1:51.017	110	1 Lap	1:55.719
									14	1:44.494	1:44.788			
									2	1:46.228	1:43.746			
									124	1 Lap	1:53.347			
									6	1:54.357	1:45.837			
									3	1:56.998	1:43.564			
									66	1 Lap	1:53.053			
									78	2 Laps	2:03.745			
									234	2:05.320	1:45.770			
									196	1 Lap	1:53.680			
									187	1 Lap	1:53.938			
									159	2:17.553	1:47.044			
									7	2:23.935	1:44.872			
									97	2:25.216	1:48.181			
									110	1 Lap	1:56.673			
									69	2 Laps	2:05.982			

CSCC 24 Hour Race Meeting - Anglesey - 1st/2nd July 2023

Co-ordsport Tin Tops / Puma Cup / Lohen Turbo Tin Tops

RACE 1b - LAP CHART

LAP 16 @ 18:58:27.589			LAP 17 @ 19:00:09.823			LAP 18 @ 19:01:52.211			LAP 19 @ 19:03:34.345			LAP 20 @ 19:05:16.845		
NO	BEHIND	LAP TIME	NO	BEHIND	LAP TIME	NO	BEHIND	LAP TIME	NO	BEHIND	LAP TIME	NO	BEHIND	LAP TIME
1		1:42.343	1		1:42.234	1		1:42.388	1		1:42.134	1		1:42.500
999	1 Lap	1:47.728	12	2 Laps	1:56.289	187	2 Laps	1:53.593	196	2 Laps	1:53.975	97	1 Lap	1:50.206
69	3 Laps	2:06.460	110	2 Laps	1:56.274	78	3 Laps	1:58.468	187	2 Laps	1:53.289	88	4 Laps	2:08.814
155	1 Lap	1:51.148	999	1 Lap	1:47.536	12	2 Laps	1:57.411	78	3 Laps	1:58.531	66	2 Laps	1:53.722
112	33.027	1:44.996	155	1 Lap	1:51.250	999	1 Lap	1:47.611	999	1 Lap	1:48.091	124	2 Laps	1:55.179
88	3 Laps	2:04.694	112	34.386	1:43.593	110	2 Laps	1:56.185	12	2 Laps	1:56.852	196	2 Laps	1:53.489
59	35.463	1:43.998	59	37.225	1:43.996	112	36.472	1:44.474	112	37.929	1:43.591	187	2 Laps	1:53.531
5	38.604	1:42.235	5	38.423	1:42.053	5	38.673	1:42.638	5	38.510	1:41.971	999	1 Lap	1:48.932
14	45.898	1:44.097	69	3 Laps	2:04.117	59	40.394	1:45.557	110	2 Laps	1:56.663	5	39.810	1:43.800
2	46.417	1:43.627	2	48.489	1:44.306	155	1 Lap	1:52.850	59	43.927	1:45.667	112	40.316	1:44.887
55	1 Lap	1:52.866	14	49.002	1:45.338	2	50.242	1:44.141	2	51.662	1:43.554	78	3 Laps	2:00.926
4	1 Lap	1:50.105	88	3 Laps	2:04.952	14	51.316	1:44.702	155	1 Lap	1:52.460	59	47.156	1:45.729
6	57.947	1:45.579	3	1:00.525	1:44.453	69	3 Laps	2:04.632	14	53.263	1:44.081	12	2 Laps	1:56.718
3	58.306	1:44.827	6	1:02.388	1:46.675	3	1:02.796	1:44.659	3	1:03.801	1:43.139	2	52.934	1:43.772
234	1:11.729	1:47.181	55	1 Lap	1:52.271	6	1:03.691	1:43.691	6	1:05.851	1:44.294	110	2 Laps	1:57.195
124	1 Lap	1:53.819	4	1 Lap	1:51.263	55	1 Lap	1:51.475	55	1 Lap	1:50.568	14	55.406	1:44.643
66	1 Lap	1:53.191	23	16 Laps	31:44.477	4	1 Lap	1:51.269	4	1 Lap	1:50.834	155	1 Lap	1:51.378
159	1:24.381	1:46.582	234	1:14.177	1:44.682	23	16 Laps	1:50.680	23	16 Laps	1:48.860	3	1:04.581	1:43.280
7	1:28.357	1:46.046	66	1 Lap	1:52.667	88	3 Laps	2:06.241	69	3 Laps	2:05.543	6	1:06.929	1:43.578
196	1 Lap	1:52.902	124	1 Lap	1:54.238	234	1:21.666	1:49.877	234	1:30.281	1:50.749	55	1 Lap	1:50.492
187	1 Lap	1:52.894	159	1:28.295	1:46.148	159	1:32.727	1:46.820	7	1:35.859	1:44.811	23	16 Laps	1:49.829
97	1:32.296	1:47.080	7	1:29.609	1:43.486	7	1:33.182	1:45.961	159	1:38.803	1:48.210	4	1 Lap	1:51.064
78	2 Laps	2:00.896	97	1:36.784	1:46.722	66	1 Lap	1:52.145				7	1:38.183	1:44.824
			196	1 Lap	1:53.052	124	1 Lap	1:52.821				234	1:39.512	1:51.731
						97	1:39.550	1:45.154						

CSCC 24 Hour Race Meeting - Anglesey - 1st/2nd July 2023

Co-ordsport Tin Tops / Puma Cup / Lohen Turbo Tin Tops

RACE 1b - LAP CHART

LAP 21 @ 19:06:59.479			LAP 22 @ 19:08:41.634			LAP 23 @ 19:10:25.240		
NO	BEHIND	LAP TIME	NO	BEHIND	LAP TIME	NO	BEHIND	LAP TIME
1		1:42.634	1		1:42.155	1		1:43.606
159	1 Lap	1:47.136	159	1 Lap	1:46.788	7	1 Lap	1:49.275
69	4 Laps	2:05.189	234	1 Lap	1:53.012	23	17 Laps	1:50.850
97	1 Lap	1:46.533	97	1 Lap	1:46.367	4	2 Laps	1:51.838
66	2 Laps	1:53.304	66	2 Laps	1:52.700	55	2 Laps	1:55.214
124	2 Laps	1:53.004	69	4 Laps	2:04.018	159	1 Lap	1:47.034
88	4 Laps	2:05.992	124	2 Laps	1:53.921	97	1 Lap	1:46.561
196	2 Laps	1:53.671	112	42.302	1:43.515	234	1 Lap	1:55.613
187	2 Laps	1:53.624	5	44.131	1:46.541	66	2 Laps	1:56.138
5	39.745	1:42.569	196	2 Laps	1:53.975	112	42.152	1:43.456
112	40.942	1:43.260	187	2 Laps	1:53.915	5	42.291	1:41.766
999	1 Lap	1:50.033	999	1 Lap	1:48.465	124	2 Laps	1:55.942
59	50.504	1:45.982	88	4 Laps	2:06.189	69	4 Laps	2:03.882
2	54.854	1:44.554	59	53.949	1:45.600	187	2 Laps	1:53.324
14	58.375	1:45.603	2	56.320	1:43.621	196	2 Laps	1:54.103
12	2 Laps	1:56.413	14	1:00.527	1:44.307	59	56.124	1:45.781
3	1:06.812	1:44.865	3	1:08.798	1:44.141	999	1 Lap	1:50.077
6	1:08.915	1:44.620	6	1:12.799	1:46.039	2	56.840	1:44.126
110	2 Laps	1:57.667	12	2 Laps	1:56.059	14	1:01.650	1:44.729
155	1 Lap	1:51.777	155	1 Lap	1:51.636	3	1:09.375	1:44.183
78	3 Laps	2:08.500	110	2 Laps	1:57.135	88	4 Laps	2:05.264
55	1 Lap	1:51.082	78	3 Laps	1:59.083	6	1:14.850	1:45.657
23	16 Laps	1:50.453				155	1 Lap	1:50.559
4	1 Lap	1:50.489				12	2 Laps	1:55.222
7	1:39.966	1:44.417				110	2 Laps	1:56.811
						78	3 Laps	1:57.050

CSCC 24 Hour Race Meeting - Anglesey - 1st/2nd July 2023

Co-ordsport Tin Tops / Puma Cup / Lohen Turbo Tin Tops

RACE 1b - POSITION CHART

No	Name	Lap Pos																								
			1	2	3	4	5	6	7	8	9	10	11	12	13	14	15	16	17	18	19	20	21	22	23	
1	BROWN	1	1	1	1	1	1	1	1	1	1	1	1	1	112	112	112	1	1	1	1	1	1	1	1	
5	BRIGGS	2	112	112	112	112	112	112	112	112	112	112	112	97	1	1	112	112	112	112	112	5	5	112	112	
112	PATEL	3	2	59	59	59	59	59	59	59	59	59	59	59	1	59	59	59	59	59	5	5	112	112	5	5
2	ELY / ROEBUCK	4	59	2	2	2	2	2	2	2	2	5	5	2	59	5	5	5	5	5	59	59	59	59	59	59
14	PAPWORTH	5	14	14	14	14	14	14	14	14	2	2	97	5	14	14	14	14	2	2	2	2	2	2	2	2
59	MARSON	6	97	97	97	97	97	97	5	5	14	97	155	14	2	2	2	2	2	14	14	14	14	14	14	14
97	SEAGERS / GRIMM	7	999	999	999	999	5	5	97	97	97	155	55	2	6	6	6	6	3	3	3	3	3	3	3	3
999	FRANCIS / WORTLEY	8	159	159	159	6	6	6	6	6	6	7	66	6	3	3	3	3	6	6	6	6	6	6	6	6
159	HOUSE / TATE	9	21	21	6	159	999	999	3	3	3	55	14	3	234	234	234	234	234	234	234	234	7	7	7	
21	HURWOOD	10	155	6	21	5	159	3	999	234	234	66	5	234	159	159	159	159	159	159	7	234	159	159	159	
155	SPENCER / WALKER	11	55	155	3	3	3	159	159	159	7	124	124	159	97	7	7	7	7	7	159	159	234	97	97	
55	FLETCHER / FLETCHER	12	6	3	5	21	21	234	234	999	155	196	6	12	7	97	97	97	97	97	97	97	97	97	234	
124	MANNING	13	3	55	155	234	234	21	155	7	999	14	3	7	12	999	999	999	999	999	999	999	999	999	999	
12	WARNER	14	124	5	234	155	155	155	7	155	55	12	234	155	999	155	155	155	155	155	155	155	155	155	155	
196	GLOVER / CHAPPELL	15	12	234	55	55	7	7	21	55	66	6	12	999	155	55	55	55	55	55	55	55	55	55	4	
187	KOEBERLE / EACOCK	16	234	7	7	7	55	55	55	66	4	3	159	55	55	4	4	4	4	4	4	4	4	4	55	
66	BRIAN / BOWCOCK	17	196	124	124	124	124	66	66	4	124	234	7	4	4	124	124	66	66	66	66	66	66	66	66	
6	MARSON	18	7	12	12	66	66	124	124	124	196	159	999	124	124	66	66	124	124	124	124	124	124	124	124	
234	WILSON	19	5	196	66	12	12	4	4	196	12	999	4	66	66	196	196	196	196	196	196	196	196	187	187	
78	BROWN / TURNER	20	187	66	196	196	4	12	196	12	110	4	196	196	196	187	187	187	187	187	187	187	187	187	196	
88	SALYER / ROGERSON	21	66	187	4	4	196	196	12	110	159	187	187	187	187	12	12	12	12	12	12	12	12	12	12	
4	NORTON / PLACE	22	4	4	187	187	187	187	187	78	78	110	110	110	110	110	110	110	110	110	110	110	110	110	110	
7	SELBY / HARRIS	23	78	110	110	110	110	110	110	187	187	69	78	78	78	78	78	78	78	78	78	78	78	78	78	
23	BAKER / MELLOR	24	110	78	78	78	78	78	78	69	69	88	69	69	69	69	69	69	69	69	69	69	69	69	69	
3	MARSON	25	88	88	88	88	88	88	69	88	88	78	88	88	88	88	88	88	88	88	88	88	88	88	88	
110	COTGROVE	26	69	69	69	69	69	69	88																	
69	GRIFFITHS / MAINWARING	27	23	23	23	23	23	23																		

CSCC 24 Hour Race Meeting - Anglesey - 1st/2nd July 2023

Co-ordsport Tin Tops / Puma Cup / Lohen Turbo Tin Tops

RACE 1b - LAP ANALYSIS

DIFF = Difference To Personal Best Lap

CSCC 24 Hour Race Meeting - Anglesey - 1st/2nd July 2023

Co-ordsport Tin Tops / Puma Cup / Lohen Turbo Tin Tops

RACE 1b - PIT STOP ANALYSIS

P1	1 C	Adam BROWN	Ford Fiesta ST150 1999				
STOP	IN TIME	DRIVER IN	STINT TIME	STOP TIME	TOTAL STOP TIME	OUT TIME	DRIVER OUT
1 -	18:48:21.170	Adam BROWN	18:47.321	1:35.564	1:35.564	18:49:56.734	Adam BROWN
-	Finish	Adam BROWN	20:28.506				

P2	112 A	Manoj PATEL	Honda Civic Type R 1998				
STOP	IN TIME	DRIVER IN	STINT TIME	STOP TIME	TOTAL STOP TIME	OUT TIME	DRIVER OUT
1 -	18:54:00.820	Manoj PATEL	24:26.971	1:30.893	1:30.893	18:55:31.713	Manoj PATEL
-	Finish	Manoj PATEL	15:35.678				

P3	5 TA	Phill BRIGGS	Seat Leon (T) 1987				
STOP	IN TIME	DRIVER IN	STINT TIME	STOP TIME	TOTAL STOP TIME	OUT TIME	DRIVER OUT
1 -	18:47:11.655	Phill BRIGGS	17:37.806	1:35.642	1:35.642	18:48:47.297	Phill BRIGGS
-	Finish	Phill BRIGGS	22:20.234				

P4	59 TE	Andrew MARSON	Abarth Assetto Corse (T) 1398				
STOP	IN TIME	DRIVER IN	STINT TIME	STOP TIME	TOTAL STOP TIME	OUT TIME	DRIVER OUT
1 -	18:48:46.963	Andrew MARSON	19:13.114	1:34.245	1:34.245	18:50:21.208	Andrew MARSON
-	Finish	Andrew MARSON	21:00.156				

P5	2 D	ELY / ROEBUCK	Honda Civic 1800 / Peugeot 205 GTi 1580				
STOP	IN TIME	DRIVER IN	STINT TIME	STOP TIME	TOTAL STOP TIME	OUT TIME	DRIVER OUT
1 -	18:48:59.891	ELY / ROEBUCK	19:26.042	1:31.997	1:31.997	18:50:31.888	ELY / ROEBUCK
-	Finish	ELY / ROEBUCK	20:50.192				

P6	14 A	Steve PAPWORTH	Honda Civic Type R 1998				
STOP	IN TIME	DRIVER IN	STINT TIME	STOP TIME	TOTAL STOP TIME	OUT TIME	DRIVER OUT
1 -	18:45:29.590	Steve PAPWORTH	15:55.741	1:32.592	1:32.592	18:47:02.182	Steve PAPWORTH
-	Finish	Steve PAPWORTH	24:24.708				

P7	3 TE	David MARSON	Abarth 500 (T) 1400				
STOP	IN TIME	DRIVER IN	STINT TIME	STOP TIME	TOTAL STOP TIME	OUT TIME	DRIVER OUT
1 -	18:45:39.046	David MARSON	16:05.197	1:36.966	1:36.966	18:47:16.012	David MARSON
-	Finish	David MARSON	24:18.603				

P8	6 TE	Richard MARSON	Abarth Assetto Corsa (T) 1400				
STOP	IN TIME	DRIVER IN	STINT TIME	STOP TIME	TOTAL STOP TIME	OUT TIME	DRIVER OUT
1 -	18:45:36.827	Richard MARSON	16:02.978	1:33.417	1:33.417	18:47:10.244	Richard MARSON
-	Finish	Richard MARSON	24:29.846				

P9	7 TD	SELBY / HARRIS	Ford Fiesta ST180 (T) 1600				
STOP	IN TIME	DRIVER IN	STINT TIME	STOP TIME	TOTAL STOP TIME	OUT TIME	DRIVER OUT
1 -	18:47:47.939	SELBY / HARRIS	18:14.090	1:35.493	1:35.493	18:49:23.432	SELBY / HARRIS
-	Finish	SELBY / HARRIS	21:05.288				

CSCC 24 Hour Race Meeting - Anglesey - 1st/2nd July 2023

Co-ordsport Tin Tops / Puma Cup / Lohen Turbo Tin Tops

RACE 1b - PIT STOP ANALYSIS

P10 159 TD		HOUSE / TATE		Renault Clio Cup Gen 4 (T) 1600			
STOP	IN TIME	DRIVER IN	STINT TIME	STOP TIME	TOTAL STOP TIME	OUT TIME	DRIVER OUT
1 -	18:44:02.770	HOUSE / TATE	14:28.921	1:37.626	1:37.626	18:45:40.396	HOUSE / TATE
-	Finish	HOUSE / TATE	24:53.710				

P11 97 TD		SEAGERS / GRIMM		MINI Cooper S JCW R56 (T) 1600			
STOP	IN TIME	DRIVER IN	STINT TIME	STOP TIME	TOTAL STOP TIME	OUT TIME	DRIVER OUT
1 -	18:51:01.532	SEAGERS / GRIMM	21:27.683	1:47.135	1:47.135	18:52:48.667	SEAGERS / GRIMM
-	Finish	SEAGERS / GRIMM	17:52.761				

P12 234 B2		James WILSON		Peugeot 206 GTi 1997			
STOP	IN TIME	DRIVER IN	STINT TIME	STOP TIME	TOTAL STOP TIME	OUT TIME	DRIVER OUT
1 -	18:45:47.691	James WILSON	16:13.842	1:31.102	1:31.102	18:47:18.793	James WILSON
-	Finish	James WILSON	23:26.189				

P13 999 TC		FRANCIS / WORTLEY		MINI Cooper S R53 (S/C) 1600			
STOP	IN TIME	DRIVER IN	STINT TIME	STOP TIME	TOTAL STOP TIME	OUT TIME	DRIVER OUT
1 -	18:46:03.104	FRANCIS / WORTLEY	16:29.255	1:44.449	1:44.449	18:47:47.553	FRANCIS / WORTLEY
-	Finish	FRANCIS / WORTLEY	23:34.375				

P14 155 B2		SPENCER / WALKER		Renault Clio 172 1998			
STOP	IN TIME	DRIVER IN	STINT TIME	STOP TIME	TOTAL STOP TIME	OUT TIME	DRIVER OUT
1 -	18:49:39.694	SPENCER / WALKER	20:05.845	1:41.836	1:41.836	18:51:21.530	SPENCER / WALKER
-	Finish	SPENCER / WALKER	20:30.511				

P15 4 B2		NORTON / PLACE		Peugeot 206 GTi 2000 / Toyota Corolla T Sport			
STOP	IN TIME	DRIVER IN	STINT TIME	STOP TIME	TOTAL STOP TIME	OUT TIME	DRIVER OUT
1 -	18:46:43.644	NORTON / PLACE	17:09.795	1:35.886	1:35.886	18:48:19.530	NORTON / PLACE
-	Finish	NORTON / PLACE	22:10.793				

P16 55 E		FLETCHER / FLETCHER		Alfa Romeo 33 1800			
STOP	IN TIME	DRIVER IN	STINT TIME	STOP TIME	TOTAL STOP TIME	OUT TIME	DRIVER OUT
1 -	18:50:06.675	FLETCHER / FLETCHER	20:32.826	1:41.637	1:41.637	18:51:48.312	FLETCHER / FLETCHER
-	Finish	FLETCHER / FLETCHER	18:44.935				

P17 66 B2		BRIAN / BOWCOCK		Renault Clio 172 2000			
STOP	IN TIME	DRIVER IN	STINT TIME	STOP TIME	TOTAL STOP TIME	OUT TIME	DRIVER OUT
1 -	18:50:27.040	BRIAN / BOWCOCK	20:53.191	1:44.442	1:44.442	18:52:11.482	BRIAN / BOWCOCK
-	Finish	BRIAN / BOWCOCK	18:53.418				

P18 124 TE		James MANNING		Abarth 500 Assetto Corse (T) 1400			
STOP	IN TIME	DRIVER IN	STINT TIME	STOP TIME	TOTAL STOP TIME	OUT TIME	DRIVER OUT
1 -	18:50:32.758	James MANNING	20:58.909	1:34.494	1:34.494	18:52:07.252	James MANNING
-	Finish	James MANNING	19:01.168				

CSCC 24 Hour Race Meeting - Anglesey - 1st/2nd July 2023

Co-ordsport Tin Tops / Puma Cup / Lohen Turbo Tin Tops

RACE 1b - PIT STOP ANALYSIS

STOP	IN TIME	DRIVER IN	STINT TIME	STOP TIME	TOTAL STOP TIME	OUT TIME	DRIVER OUT
1 -	18:43:08.684	KOEBERLE / EACOCK	13:34.835	1:34.171	1:34.171	18:44:42.855	KOEBERLE / EACOCK
-	Finish	KOEBERLE / EACOCK	26:38.008				

STOP	IN TIME	DRIVER IN	STINT TIME	STOP TIME	TOTAL STOP TIME	OUT TIME	DRIVER OUT
1 -	18:48:41.049	GLOVER / CHAPPELL	19:07.200	1:44.839	1:44.839	18:50:25.888	GLOVER / CHAPPELL
-	Finish	GLOVER / CHAPPELL	20:55.442				

STOP	IN TIME	DRIVER IN	STINT TIME	STOP TIME	TOTAL STOP TIME	OUT TIME	DRIVER OUT
1 -	18:54:50.397	Stephen WARNER	25:16.548	1:32.172	1:32.172	18:56:22.569	Stephen WARNER
-	Finish	Stephen WARNER	15:31.316				

STOP	IN TIME	DRIVER IN	STINT TIME	STOP TIME	TOTAL STOP TIME	OUT TIME	DRIVER OUT
1 -	18:47:10.690	Gareth COTGROVE	17:36.841	1:35.091	1:35.091	18:48:45.781	Gareth COTGROVE
-	Finish	Gareth COTGROVE	23:17.151				

STOP	IN TIME	DRIVER IN	STINT TIME	STOP TIME	TOTAL STOP TIME	OUT TIME	DRIVER OUT
1 -	18:47:44.425	BROWN / TURNER	18:10.576	2:09.235	2:09.235	18:49:53.660	BROWN / TURNER
-	Finish	BROWN / TURNER	22:14.823				

STOP	IN TIME	DRIVER IN	STINT TIME	STOP TIME	TOTAL STOP TIME	OUT TIME	DRIVER OUT
1 -	18:50:56.754	GRIFFITHS / MAINWARING	21:22.905	1:32.019	1:32.019	18:52:28.773	GRIFFITHS / MAINWARING
-	Finish	GRIFFITHS / MAINWAR	18:44.787				

STOP	IN TIME	DRIVER IN	STINT TIME	STOP TIME	TOTAL STOP TIME	OUT TIME	DRIVER OUT
1 -	18:51:00.129	SALYER / ROGERSON	21:26.280	1:44.605	1:44.605	18:52:44.734	SALYER / ROGERSON
-	Finish	SALYER / ROGERSON	18:55.241				

STOP	IN TIME	DRIVER IN	STINT TIME	STOP TIME	TOTAL STOP TIME	OUT TIME	DRIVER OUT
1 -	18:42:25.214	Christopher HURWOOD					Christopher HURWOOD

CSCC 24 Hour Race Meeting - Anglesey - 1st/2nd July 2023

Co-ordsport Tin Tops / Puma Cup / Lohen Turbo Tin Tops

RACE 1b - STATISTICS

Competitors Started 27
Planned Start 2023-07-01 @ 18:30:00.000
Actual Start 2023-07-01 @ 18:29:33.848
Finish Time 2023-07-01 @ 19:10:24.345
Track Length 2.1000mi.
Total Laps 555
Total Distance Covered 1165.5000mi.

Session Fastest Lap History

NO	CL	NAME	LAP TIME	TIME OF DAY	LAP	VEHICLE
1	C	Adam BROWN	1:43.153	18:31:17.045	1	Ford Fiesta ST150 1999
1	C	Adam BROWN	1:41.482	18:32:58.526	2	Ford Fiesta ST150 1999

Session Leader History

NO	CL	NAME	FROM LAP	LAPS LED	DISTANCE	VEHICLE
1	C	Adam BROWN	1	11	23.10 miles	Ford Fiesta ST150 1999
112	A	Manoj PATEL	12	3	6.30 miles	Honda Civic Type R 1998
1	C	Adam BROWN	15	9	18.90 miles	Ford Fiesta ST150 1999

Flag History

TYPE	TIME OF DAY
GREEN	18:29:33.848
FINISH	19:10:24.345

Flag Statistics

TYPE	COUNT	TOTAL LAPS	TOTAL TIME
Green	1	23	42:41.384
Red	0	0	0.000
Safety Car	0	0	0.000
FCY	0	0	0.000

CSCC 24 Hour Race Meeting - Anglesey - 1st/2nd July 2023

Co-ordsport Tin Tops / Puma Cup / Lohen Turbo Tin Tops

RACE 1b - STATISTICS

CLASS : A

3 Starters

Fastest Lap History

NO	NAME	LAP TIME	TIME OF DAY	LAP	VEHICLE
112	Manoj PATEL	1:48.058	18:31:21.973	1	Honda Civic Type R 1998
112	Manoj PATEL	1:43.717	18:33:05.689	2	Honda Civic Type R 1998
112	Manoj PATEL	1:43.592	18:41:45.311	7	Honda Civic Type R 1998
112	Manoj PATEL	1:43.591	19:04:12.340	19	Honda Civic Type R 1998
112	Manoj PATEL	1:43.260	19:07:40.486	21	Honda Civic Type R 1998

Leader History

NO	NAME	FROM LAP	LAPS LED	DISTANCE	VEHICLE
112	Manoj PATEL	1	23	48.30 miles	Honda Civic Type R 1998

CSCC 24 Hour Race Meeting - Anglesey - 1st/2nd July 2023

Co-ordsport Tin Tops / Puma Cup / Lohen Turbo Tin Tops

RACE 1b - STATISTICS

CLASS : B2

5 Starters

Fastest Lap History

NO	NAME	LAP TIME	TIME OF DAY	LAP	VEHICLE
155	SPENCER / WALKER	1:55.892	18:31:29.804	1	Renault Clio 172 1998
155	SPENCER / WALKER	1:49.486	18:33:19.293	2	Renault Clio 172 1998
234	James WILSON	1:45.647	18:35:12.003	3	Peugeot 206 GTi 1997
234	James WILSON	1:44.915	18:38:42.922	5	Peugeot 206 GTi 1997
234	James WILSON	1:44.682	19:01:24.035	17	Peugeot 206 GTi 1997

Leader History

NO	NAME	FROM LAP	LAPS LED	DISTANCE	VEHICLE
155	SPENCER / WALKER	1	3	6.30 miles	Renault Clio 172 1998
234	James WILSON	4	6	12.60 miles	Peugeot 206 GTi 1997
155	SPENCER / WALKER	10	2	4.20 miles	Renault Clio 172 1998
234	James WILSON	12	11	23.10 miles	Peugeot 206 GTi 1997

CSCC 24 Hour Race Meeting - Anglesey - 1st/2nd July 2023

Co-ordsport Tin Tops / Puma Cup / Lohen Turbo Tin Tops

RACE 1b - STATISTICS

CLASS : C

3 Starters

Fastest Lap History

NO	NAME	LAP TIME	TIME OF DAY	LAP	VEHICLE
1	Adam BROWN	1:43.153	18:31:17.045	1	Ford Fiesta ST150 1999
1	Adam BROWN	1:41.482	18:32:58.526	2	Ford Fiesta ST150 1999

Leader History

NO	NAME	FROM LAP	LAPS LED	DISTANCE	VEHICLE
1	Adam BROWN	1	23	48.30 miles	Ford Fiesta ST150 1999

CSCC 24 Hour Race Meeting - Anglesey - 1st/2nd July 2023

Co-ordsport Tin Tops / Puma Cup / Lohen Turbo Tin Tops

RACE 1b - STATISTICS

CLASS : D

1 Starters

Fastest Lap History

NO	NAME	LAP TIME	TIME OF DAY	LAP	VEHICLE
2	ELY / ROEBUCK	1:48.986	18:31:22.872	1	Honda Civic 1800 / Peugeot 205 GTi 1580
2	ELY / ROEBUCK	1:45.641	18:33:08.518	2	Honda Civic 1800 / Peugeot 205 GTi 1580
2	ELY / ROEBUCK	1:45.531	18:34:54.051	3	Honda Civic 1800 / Peugeot 205 GTi 1580
2	ELY / ROEBUCK	1:45.445	18:36:39.494	4	Honda Civic 1800 / Peugeot 205 GTi 1580
2	ELY / ROEBUCK	1:45.401	18:38:24.896	5	Honda Civic 1800 / Peugeot 205 GTi 1580
2	ELY / ROEBUCK	1:45.385	18:41:55.785	7	Honda Civic 1800 / Peugeot 205 GTi 1580
2	ELY / ROEBUCK	1:44.067	18:54:03.329	13	Honda Civic 1800 / Peugeot 205 GTi 1580
2	ELY / ROEBUCK	1:43.746	18:55:47.076	14	Honda Civic 1800 / Peugeot 205 GTi 1580
2	ELY / ROEBUCK	1:43.331	18:57:30.406	15	Honda Civic 1800 / Peugeot 205 GTi 1580

Leader History

NO	NAME	FROM LAP	LAPS LED	DISTANCE	VEHICLE
2	ELY / ROEBUCK	1	23	48.30 miles	Honda Civic 1800 / Peugeot 205 GTi 1580

CSCC 24 Hour Race Meeting - Anglesey - 1st/2nd July 2023

Co-ordsport Tin Tops / Puma Cup / Lohen Turbo Tin Tops

RACE 1b - STATISTICS

CLASS : E

1 Starters

Fastest Lap History

NO	NAME	LAP TIME	TIME OF DAY	LAP	VEHICLE
55	FLETCHER / FLETCHER	1:57.497	18:31:31.384	1	Alfa Romeo 33 1800
55	FLETCHER / FLETCHER	1:51.145	18:33:22.529	2	Alfa Romeo 33 1800
55	FLETCHER / FLETCHER	1:50.760	18:35:13.288	3	Alfa Romeo 33 1800
55	FLETCHER / FLETCHER	1:49.833	18:37:03.122	4	Alfa Romeo 33 1800

Leader History

NO	NAME	FROM LAP	LAPS LED	DISTANCE	VEHICLE
55	FLETCHER / FLETCHER	1	21	44.10 miles	Alfa Romeo 33 1800

CSCC 24 Hour Race Meeting - Anglesey - 1st/2nd July 2023

Co-ordsport Tin Tops / Puma Cup / Lohen Turbo Tin Tops

RACE 1b - STATISTICS

CLASS : F

1 Starters

Fastest Lap History

NO	NAME	LAP TIME	TIME OF DAY	LAP	VEHICLE
88	SALYER / ROGERSON	2:20.399	18:31:54.284	1	Ford KA 1300
88	SALYER / ROGERSON	2:07.194	18:34:01.479	2	Ford KA 1300
88	SALYER / ROGERSON	2:06.205	18:38:15.401	4	Ford KA 1300
88	SALYER / ROGERSON	2:06.077	18:46:44.350	8	Ford KA 1300
88	SALYER / ROGERSON	2:05.428	18:48:49.775	9	Ford KA 1300
88	SALYER / ROGERSON	2:04.694	18:59:02.559	13	Ford KA 1300

Leader History

NO	NAME	FROM LAP	LAPS LED	DISTANCE	VEHICLE
88	SALYER / ROGERSON	1	19	39.90 miles	Ford KA 1300

CSCC 24 Hour Race Meeting - Anglesey - 1st/2nd July 2023

Co-ordsport Tin Tops / Puma Cup / Lohen Turbo Tin Tops

RACE 1b - STATISTICS

CLASS : PC

3 Starters

Fastest Lap History

NO	NAME	LAP TIME	TIME OF DAY	LAP	VEHICLE
196	GLOVER / CHAPPELL	2:03.753	18:31:37.647	1	Ford Puma 1700
196	GLOVER / CHAPPELL	1:55.247	18:33:32.894	2	Ford Puma 1700
110	Gareth COTGROVE	1:54.589	18:33:42.204	2	Ford Puma 1700
196	GLOVER / CHAPPELL	1:54.123	18:37:21.733	4	Ford Puma 1700
187	KOEBERLE / EACOCK	1:54.018	18:37:25.368	4	Ford Puma 1700
196	GLOVER / CHAPPELL	1:53.749	18:39:15.485	5	Ford Puma 1700
187	KOEBERLE / EACOCK	1:53.234	18:39:18.602	5	Ford Puma 1700
196	GLOVER / CHAPPELL	1:52.405	18:43:01.950	7	Ford Puma 1700

Leader History

NO	NAME	FROM LAP	LAPS LED	DISTANCE	VEHICLE
196	GLOVER / CHAPPELL	1	20	42.00 miles	Ford Puma 1700
187	KOEBERLE / EACOCK	21	1	2.10 miles	Ford Puma 1700

CSCC 24 Hour Race Meeting - Anglesey - 1st/2nd July 2023

Co-ordsport Tin Tops / Puma Cup / Lohen Turbo Tin Tops

RACE 1b - STATISTICS

CLASS : TA

1 Starters

Fastest Lap History

NO	NAME	LAP TIME	TIME OF DAY	LAP	VEHICLE
5	Phill BRIGGS	2:04.340	18:31:38.222	1	Seat Leon (T) 1987
5	Phill BRIGGS	1:46.893	18:33:25.115	2	Seat Leon (T) 1987
5	Phill BRIGGS	1:43.010	18:35:08.124	3	Seat Leon (T) 1987
5	Phill BRIGGS	1:42.678	18:36:50.802	4	Seat Leon (T) 1987
5	Phill BRIGGS	1:42.381	18:43:42.594	8	Seat Leon (T) 1987
5	Phill BRIGGS	1:42.312	18:55:40.999	14	Seat Leon (T) 1987
5	Phill BRIGGS	1:42.235	18:59:06.226	16	Seat Leon (T) 1987
5	Phill BRIGGS	1:42.053	19:00:48.279	17	Seat Leon (T) 1987
5	Phill BRIGGS	1:41.971	19:04:12.887	19	Seat Leon (T) 1987
5	Phill BRIGGS	1:41.766	19:11:07.531	23	Seat Leon (T) 1987

Leader History

NO	NAME	FROM LAP	LAPS LED	DISTANCE	VEHICLE
5	Phill BRIGGS	1	23	48.30 miles	Seat Leon (T) 1987

CSCC 24 Hour Race Meeting - Anglesey - 1st/2nd July 2023

Co-ordsport Tin Tops / Puma Cup / Lohen Turbo Tin Tops

RACE 1b - STATISTICS

CLASS : TC

2 Starters

Fastest Lap History

NO	NAME	LAP TIME	TIME OF DAY	LAP	VEHICLE
999	FRANCIS / WORTLEY	1:52.337	18:31:26.212	1	MINI Cooper S R53 (S/C) 1600
999	FRANCIS / WORTLEY	1:47.459	18:33:13.672	2	MINI Cooper S R53 (S/C) 1600
999	FRANCIS / WORTLEY	1:46.993	18:36:48.164	4	MINI Cooper S R53 (S/C) 1600
999	FRANCIS / WORTLEY	1:46.661	18:40:22.816	6	MINI Cooper S R53 (S/C) 1600

Leader History

NO	NAME	FROM LAP	LAPS LED	DISTANCE	VEHICLE
999	FRANCIS / WORTLEY	1	9	18.90 miles	MINI Cooper S R53 (S/C) 1600
12	Stephen WARNER	10	4	8.40 miles	MINI Cooper S R53 (S/C) 1600
999	FRANCIS / WORTLEY	14	9	18.90 miles	MINI Cooper S R53 (S/C) 1600

CSCC 24 Hour Race Meeting - Anglesey - 1st/2nd July 2023

Co-ordsport Tin Tops / Puma Cup / Lohen Turbo Tin Tops

RACE 1b - STATISTICS

CLASS : TD

3 Starters

Fastest Lap History

NO	NAME	LAP TIME	TIME OF DAY	LAP	VEHICLE
97	SEAGERS / GRIMM	1:51.455	18:31:25.329	1	MINI Cooper S JCW R56 (T) 1600
97	SEAGERS / GRIMM	1:44.785	18:33:10.114	2	MINI Cooper S JCW R56 (T) 1600
7	SELBY / HARRIS	1:43.486	19:01:39.465	17	Ford Fiesta ST180 (T) 1600

Leader History

NO	NAME	FROM LAP	LAPS LED	DISTANCE	VEHICLE
97	SEAGERS / GRIMM	1	12	25.20 miles	MINI Cooper S JCW R56 (T) 1600
159	HOUSE / TATE	13	6	12.60 miles	Renault Clio Cup Gen 4 (T) 1600
7	SELBY / HARRIS	19	4	8.40 miles	Ford Fiesta ST180 (T) 1600

CSCC 24 Hour Race Meeting - Anglesey - 1st/2nd July 2023

Co-ordsport Tin Tops / Puma Cup / Lohen Turbo Tin Tops

RACE 1b - STATISTICS

CLASS : TE

4 Starters

Fastest Lap History

NO	NAME	LAP TIME	TIME OF DAY	LAP	VEHICLE
59	Andrew MARSON	1:49.191	18:31:23.075	1	Abarth Assetto Corse (T) 1398
59	Andrew MARSON	1:44.128	18:33:07.200	2	Abarth Assetto Corse (T) 1398
59	Andrew MARSON	1:43.929	18:34:51.130	3	Abarth Assetto Corse (T) 1398
59	Andrew MARSON	1:43.690	18:41:47.664	7	Abarth Assetto Corse (T) 1398
3	David MARSON	1:43.564	18:55:57.849	14	Abarth 500 (T) 1400
3	David MARSON	1:43.250	18:57:41.098	15	Abarth 500 (T) 1400
3	David MARSON	1:43.139	19:04:38.177	19	Abarth 500 (T) 1400


Leader History

NO	NAME	FROM LAP	LAPS LED	DISTANCE	VEHICLE
59	Andrew MARSON	1	23	48.30 miles	Abarth Assetto Corse (T) 1398

CSCC 24 Hour Race Meeting - Anglesey - 1st/2nd July 2023

Co-ordsport Tin Tops / Puma Cup / Lohen Turbo Tin Tops

RACE 1c - GRID (40 minutes)

ROW 15		29	888 Andrew WINDMILL	
ROW 14	28	176 PHILLIPS / GRIFFITHS	27	23 BAKER / MELLOR
ROW 13	26	21 Christopher HURWOOD	25	88 SALYER / ROGERSON
ROW 12	24	69 GRIFFITHS / MAINWARING	23	78 BROWN / TURNER
ROW 11	22	110 Gareth COTGROVE	21	12 Stephen WARNER
ROW 10	20	196 GLOVER / CHAPPELL	19	187 KOEBERLE / EACOCK
ROW 9	18	124 James MANNING	17	66 BRIAN / BOWCOCK
ROW 8	16	55 FLETCHER / FLETCHER	15	4 NORTON / PLACE
ROW 7	14	155 SPENCER / WALKER	13	999 FRANCIS / WORTLEY
ROW 6	12	234 James WILSON	11	97 SEAGERS / GRIMM
ROW 5	10	159 HOUSE / TATE	9	7 SELBY / HARRIS
ROW 4	8	6 Richard MARSON	7	3 David MARSON
ROW 3	6	14 Steve PAPWORTH	5	2 ELY / ROEBUCK
ROW 2	4	59 Andrew MARSON	3	5 Phill BRIGGS
ROW 1	2	112 Manoj PATEL	1	1 Adam BROWN
Pole				
				

Anglesey International GP: 2.1000 miles

These results are provisional until the conclusion of any judicial and technical matters.

Clerk Of Course :	Stewards :	Timekeeper : Lisa Sneader
-------------------	------------	---------------------------



CSCC 24 Hour Race Meeting - Anglesey - 1st/2nd July 2023

Co-ordsport Tin Tops / Puma Cup / Lohen Turbo Tin Tops

RACE 1c - CLASSIFICATION

POS	NO	CL	PIC NAME	ENTRY	LAPS	TIME	GAP	DIFF	MPH	BEST	ON	
1	5	TA	1	Phill BRIGGS	Seat Leon (T) 1987	22	40:34.757		68.31	1:41.783	3	
2	2	D	1	ELY / ROEBUCK	Honda Civic 1800 / Peugeot 205 GTi 1580	22	40:46.142	11.385	11.385	67.99	1:44.347	19
3	112	A	1	Manoj PATEL	Honda Civic Type R 1998	22	40:46.515	11.758	0.373	67.98	1:44.369	22
4	234	B2	1	James WILSON	Peugeot 206 GTi 1997	22	41:11.898	37.141	25.383	67.28	1:45.938	19
5	59	TE	1	Andrew MARSON	Abarth Assetto Corse (T) 1398	22	41:27.336	52.579	15.438	66.86	1:45.065	10
6	6	TE	2	Richard MARSON	Abarth Assetto Corsa (T) 1400	22	41:38.505	1:03.748	11.169	66.56	1:46.105	18
7	7	TD	1	SELBY / HARRIS	Ford Fiesta ST180 (T) 1600	22	42:01.496	1:26.739	22.991	65.96	1:46.379	17
8	999	TC	1	FRANCIS / WORTLEY	MINI Cooper S R53 (S/C) 1600	22	42:03.216	1:28.459	1.720	65.91	1:47.301	22
9	155	B2	2	SPENCER / WALKER	Renault Clio 172 1998	21	40:43.682	1 Lap	1 Lap	64.96	1:48.807	17
10	23	B2	3	BAKER / MELLOR	Renault Clio 172 2000	21	40:57.050	1 Lap	13.368	64.61	1:48.128	5
11	4	B2	4	NORTON / PLACE	Peugeot 206 GTi 2000 / Toyota Corolla T S	21	41:12.677	1 Lap	15.627	64.20	1:50.567	6
12	159	TD	2	HOUSE / TATE	Renault Clio Cup Gen 4 (T) 1600	21	41:23.053	1 Lap	10.376	63.93	1:49.984	7
13	55	E	1	FLETCHER / FLETCHER	Alfa Romeo 33 1800	21	41:48.533	1 Lap	25.480	63.28	1:52.240	15
14	97	TD	3	SEAGERS / GRIMM	MINI Cooper S JCW R56 (T) 1600	21	42:07.270	1 Lap	18.737	62.81	1:50.293	8
15	196	PC	1	GLOVER / CHAPPELL	Ford Puma 1700	21	42:18.131	1 Lap	10.861	62.54	1:53.908	21
16	12	TC	2	Stephen WARNER	MINI Cooper S R53 (S/C) 1600	21	42:18.988	1 Lap	0.857	62.52	1:53.184	21
17	66	B2	5	BRIAN / BOWCOCK	Renault Clio 172 2000	20	40:50.109	2 Laps	1 Lap	61.71	1:52.218	5
18	110	PC	2	Gareth COTGROVE	Ford Puma 1700	20	41:04.496	2 Laps	14.387	61.35	1:56.331	12
19	124	TE	3	James MANNING	Abarth 500 Assetto Corse (T) 1400	20	41:19.667	2 Laps	15.171	60.97	1:52.068	20
20	187	PC	3	KOEBERLE / EACOCK	Ford Puma 1700	20	41:32.250	2 Laps	12.583	60.66	1:53.796	16
21	69	C	1	GRIFFITHS / MAINWARING	Ford Fiesta ST 2000	19	41:35.178	3 Laps	1 Lap	57.56	2:02.097	15
22	78	A	2	BROWN / TURNER	Honda Civic FN2 1998	18	40:48.611	4 Laps	1 Lap	55.57	1:59.608	8
23	88	F	1	SALYER / ROGERSON	Ford KA 1300	18	40:49.991	4 Laps	1.380	55.54	1:59.221	9

NOT CLASSIFIED

DNF	1	C		Adam BROWN	Ford Fiesta ST150 1999	8	13:42.907	14 Laps	10 Laps	73.49	1:41.868	2
-----	---	---	--	------------	------------------------	---	-----------	---------	---------	-------	----------	---

FASTEST LAP

5	TA			Phill BRIGGS	Seat Leon (T) 1987	3	1:41.783		74.27 mph	119.53 kph
1	C			Adam BROWN	Ford Fiesta ST150 1999	2	1:41.868		74.21 mph	119.43 kph
2	D			ELY / ROEBUCK	Honda Civic 1800 / Peugeot 205 GTi 1580	19	1:44.347		72.45 mph	116.59 kph
112	A			Manoj PATEL	Honda Civic Type R 1998	22	1:44.369		72.43 mph	116.57 kph
59	TE			Andrew MARSON	Abarth Assetto Corse (T) 1398	10	1:45.065		71.95 mph	115.80 kph
234	B2			James WILSON	Peugeot 206 GTi 1997	19	1:45.938		71.36 mph	114.84 kph
7	TD			SELBY / HARRIS	Ford Fiesta ST180 (T) 1600	17	1:46.379		71.06 mph	114.37 kph
999	TC			FRANCIS / WORTLEY	MINI Cooper S R53 (S/C) 1600	22	1:47.301		70.45 mph	113.38 kph
55	E			FLETCHER / FLETCHER	Alfa Romeo 33 1800	15	1:52.240		67.35 mph	108.39 kph
187	PC			KOEBERLE / EACOCK	Ford Puma 1700	16	1:53.796		66.43 mph	106.91 kph
88	F			SALYER / ROGERSON	Ford KA 1300	9	1:59.221		63.41 mph	102.05 kph

Weather / Track : Cloudy / Dry

These results are provisional until the conclusion of any judicial and technical matters.

Race Distance: 22 Laps / 46.20 miles

Anglesey International GP: 2.1000 miles

Date: 02/07/2023 Start: 01:56 Finish: 02:36

Clerk Of Course :	Stewards :	Timekeeper : Lisa Sneader
-------------------	------------	---------------------------

CSCC 24 Hour Race Meeting - Anglesey - 1st/2nd July 2023

Co-ordsport Tin Tops / Puma Cup / Lohen Turbo Tin Tops

RACE 1c - CLASSIFICATION BY CLASS

CLASS : Tin Tops - A

POS	NO	NAME	ENTRY	LAPS	TIME	GAP	DIFF	MPH	BEST	ON
1	112	Manoj PATEL	Honda Civic Type R 1998	22	40:46.515			67.98	1:44.369	22
2	78	BROWN / TURNER	Honda Civic FN2 1998	18	40:48.611	4 Laps	4 Laps	55.57	1:59.608	8

CLASS : Tin Tops - B2

POS	NO	NAME	ENTRY	LAPS	TIME	GAP	DIFF	MPH	BEST	ON
1	234	James WILSON	Peugeot 206 GTi 1997	22	41:11.898			67.28	1:45.938	19
2	155	SPENCER / WALKER	Renault Clio 172 1998	21	40:43.682	1 Lap	1 Lap	64.96	1:48.807	17
3	23	BAKER / MELLOR	Renault Clio 172 2000	21	40:57.050	1 Lap	13.368	64.61	1:48.128	5
4	4	NORTON / PLACE	Peugeot 206 GTi 2000 / Toyota Coro	21	41:12.677	1 Lap	15.627	64.20	1:50.567	6
5	66	BRIAN / BOWCOCK	Renault Clio 172 2000	20	40:50.109	2 Laps	1 Lap	61.71	1:52.218	5

CLASS : Tin Tops - C

POS	NO	NAME	ENTRY	LAPS	TIME	GAP	DIFF	MPH	BEST	ON
1	69	GRIFFITHS / MAINWARING	Ford Fiesta ST 2000	19	41:35.178			57.56	2:02.097	15
DNF	1	Adam BROWN	Ford Fiesta ST150 1999	8	13:42.907	11 Laps	11 Laps	73.49	1:41.868	2

CLASS : Tin Tops - D

POS	NO	NAME	ENTRY	LAPS	TIME	GAP	DIFF	MPH	BEST	ON
1	2	ELY / ROEBUCK	Honda Civic 1800 / Peugeot 205 GTi	22	40:46.142			67.99	1:44.347	19

CLASS : Tin Tops - E

POS	NO	NAME	ENTRY	LAPS	TIME	GAP	DIFF	MPH	BEST	ON
1	55	FLETCHER / FLETCHER	Alfa Romeo 33 1800	21	41:48.533			63.28	1:52.240	15

CLASS : Tin Tops - F

POS	NO	NAME	ENTRY	LAPS	TIME	GAP	DIFF	MPH	BEST	ON
1	88	SALYER / ROGERSON	Ford KA 1300	18	40:49.991			55.54	1:59.221	9

CLASS : Tin Tops - PC

POS	NO	NAME	ENTRY	LAPS	TIME	GAP	DIFF	MPH	BEST	ON
1	196	GLOVER / CHAPPELL	Ford Puma 1700	21	42:18.131			62.54	1:53.908	21
2	110	Gareth COTGROVE	Ford Puma 1700	20	41:04.496	1 Lap	1 Lap	61.35	1:56.331	12
3	187	KOEBERLE / EACOCK	Ford Puma 1700	20	41:32.250	1 Lap	27.754	60.66	1:53.796	16

CLASS : Turbo Tin Tops - TA

POS	NO	NAME	ENTRY	LAPS	TIME	GAP	DIFF	MPH	BEST	ON
1	5	Phill BRIGGS	Seat Leon (T) 1987	22	40:34.757			68.31	1:41.783	3

CLASS : Turbo Tin Tops - TC

POS	NO	NAME	ENTRY	LAPS	TIME	GAP	DIFF	MPH	BEST	ON
1	999	FRANCIS / WORTLEY	MINI Cooper S R53 (S/C) 1600	22	42:03.216			65.91	1:47.301	22
2	12	Stephen WARNER	MINI Cooper S R53 (S/C) 1600	21	42:18.988	1 Lap	1 Lap	62.52	1:53.184	21

CLASS : Turbo Tin Tops - TD

POS	NO	NAME	ENTRY	LAPS	TIME	GAP	DIFF	MPH	BEST	ON
1	7	SELBY / HARRIS	Ford Fiesta ST180 (T) 1600	22	42:01.496			65.96	1:46.379	17

Weather / Track : Cloudy / Dry

These results are provisional until the conclusion of any judicial and technical matters.

Race Distance: 22 Laps / 46.20 miles

Anglesey International GP: 2.1000 miles

Date: 02/07/2023 Start: 01:56 Finish: 02:36

Clerk Of Course :	Stewards :	Timekeeper : Lisa Sneader
-------------------	------------	---------------------------



CSCC 24 Hour Race Meeting - Anglesey - 1st/2nd July 2023

Co-ordsport Tin Tops / Puma Cup / Lohen Turbo Tin Tops

RACE 1c - CLASSIFICATION BY CLASS

2	159	HOUSE / TATE	Renault Clio Cup Gen 4 (T) 1600	21	41:23.053	1 Lap	1 Lap	63.93	1:49.984	7
3	97	SEAGERS / GRIMM	MINI Cooper S JCW R56 (T) 1600	21	42:07.270	1 Lap	44.217	62.81	1:50.293	8

CLASS : Turbo Tin Tops - TE

POS	NO	NAME	ENTRY	LAPS	TIME	GAP	DIFF	MPH	BEST	ON
1	59	Andrew MARSON	Abarth Assetto Corse (T) 1398	22	41:27.336			66.86	1:45.065	10
2	6	Richard MARSON	Abarth Assetto Corsa (T) 1400	22	41:38.505	11.169	11.169	66.56	1:46.105	18
3	124	James MANNING	Abarth 500 Assetto Corse (T) 1400	20	41:19.667	2 Laps	2 Laps	60.97	1:52.068	20

FASTEST LAP

5	TA	Phill BRIGGS	Seat Leon (T) 1987	3	1:41.783			74.27 mph	119.53 kph
1	C	Adam BROWN	Ford Fiesta ST150 1999	2	1:41.868			74.21 mph	119.43 kph
2	D	ELY / ROEBUCK	Honda Civic 1800 / Peugeot 205 GTi 1	19	1:44.347			72.45 mph	116.59 kph
112	A	Manoj PATEL	Honda Civic Type R 1998	22	1:44.369			72.43 mph	116.57 kph
59	TE	Andrew MARSON	Abarth Assetto Corse (T) 1398	10	1:45.065			71.95 mph	115.80 kph
234	B2	James WILSON	Peugeot 206 GTi 1997	19	1:45.938			71.36 mph	114.84 kph
7	TD	SELBY / HARRIS	Ford Fiesta ST180 (T) 1600	17	1:46.379			71.06 mph	114.37 kph
999	TC	FRANCIS / WORTLEY	MINI Cooper S R53 (S/C) 1600	22	1:47.301			70.45 mph	113.38 kph
55	E	FLETCHER / FLETCHER	Alfa Romeo 33 1800	15	1:52.240			67.35 mph	108.39 kph
187	PC	KOEBERLE / EACOCK	Ford Puma 1700	16	1:53.796			66.43 mph	106.91 kph
88	F	SALYER / ROGERSON	Ford KA 1300	9	1:59.221			63.41 mph	102.05 kph

Weather / Track : Cloudy / Dry

These results are provisional until the conclusion of any judicial and technical matters.

Race Distance: 22 Laps / 46.20 miles
 Anglesey International GP: 2.1000 miles
 Date: 02/07/2023 Start: 01:56 Finish: 02:36

Clerk Of Course :

Stewards :

Timekeeper : Lisa Sneader

CSCC 24 Hour Race Meeting - Anglesey - 1st/2nd July 2023

Co-ordsport Tin Tops / Puma Cup / Lohen Turbo Tin Tops

RACE 1c - LAP CHART

LAP 1 @ 01:57:57.741			LAP 2 @ 01:59:39.609			LAP 3 @ 02:01:21.696			LAP 4 @ 02:03:03.797			LAP 5 @ 02:04:46.054		
NO	BEHIND	LAP TIME	NO	BEHIND	LAP TIME	NO	BEHIND	LAP TIME	NO	BEHIND	LAP TIME	NO	BEHIND	LAP TIME
1		1:44.355	1		1:41.868	1		1:42.087	1		1:42.101	1		1:42.257
5	0.292	1:44.647	5	0.791	1:42.367	5	0.487	1:41.783	5	0.997	1:42.611	5	2.245	1:43.505
112	3.261	1:47.616	112	8.317	1:46.924	59	15.139	1:48.407	59	19.467	1:46.429	69	1 Lap	2:06.564
59	4.912	1:49.267	59	8.819	1:45.775	112	16.431	1:50.201	112	20.671	1:46.341	59	23.637	1:46.427
2	7.906	1:52.261	2	14.815	1:48.777	2	21.253	1:48.525	2	25.711	1:46.559	112	24.526	1:46.112
7	9.531	1:53.886	234	16.159	1:46.938	234	21.571	1:47.499	234	26.502	1:47.032	2	30.528	1:47.074
234	11.089	1:55.444	7	19.488	1:51.825	7	29.032	1:51.631	7	37.700	1:50.769	234	31.614	1:47.369
999	11.821	1:56.176	999	21.288	1:51.335	999	30.437	1:51.236	6	39.318	1:50.298	7	46.829	1:51.386
6	13.013	1:57.368	6	22.181	1:51.036	6	31.121	1:51.027	999	40.323	1:51.987	6	47.510	1:50.449
159	14.373	1:58.728	159	23.403	1:50.898	159	33.125	1:51.809	159	41.631	1:50.607	999	48.931	1:50.865
4	15.024	1:59.379	97	25.366	1:51.423	97	34.149	1:50.870	97	42.535	1:50.487	159	49.991	1:50.617
97	15.811	2:00.166	4	26.483	1:53.327	4	36.909	1:52.513	155	47.487	1:52.252	97	50.850	1:50.572
155	16.406	2:00.761	155	26.902	1:52.364	155	37.336	1:52.521	4	47.971	1:53.163	23	54.087	1:48.128
55	19.486	2:03.841	23	30.986	1:51.618	23	39.462	1:50.563	23	48.216	1:50.855	155	55.392	1:50.162
66	20.584	2:04.939	55	32.812	1:55.194	55	43.816	1:53.091	55	54.445	1:52.730	4	56.726	1:51.012
23	21.236	2:05.591	66	33.178	1:54.462	66	45.723	1:54.632	66	57.778	1:54.156	55	1:06.533	1:54.345
196	24.112	2:08.467	110	39.330	1:56.650	12	51.748	1:53.948	12	1:04.522	1:54.875	66	1:07.739	1:52.218
110	24.548	2:08.903	12	39.887	1:56.264	196	55.529	1:56.966	196	1:11.186	1:57.758	12	1:17.144	1:54.879
12	25.491	2:09.846	196	40.650	1:58.406	110	55.779	1:58.536	110	1:20.708	2:07.030	196	1:25.231	1:56.302
124	27.085	2:11.440	124	46.464	2:01.247	124	1:06.555	2:02.178	124	1:22.029	1:57.575	110	1:39.951	2:01.500
187	28.409	2:12.764	187	48.065	2:01.524	187	1:07.581	2:01.603	187	1:25.146	1:59.666	124	1:41.736	2:01.964
88	29.663	2:14.018	88	49.715	2:01.920	88	1:08.311	2:00.683	88	1:26.294	2:00.084			
78	31.220	2:15.575	78	51.212	2:01.860	78	1:10.965	2:01.840	78	1:31.660	2:02.796			
69	36.543	2:20.898	69	1:01.616	2:06.941	69	1:24.682	2:05.153						

CSCC 24 Hour Race Meeting - Anglesey - 1st/2nd July 2023

Co-ordsport Tin Tops / Puma Cup / Lohen Turbo Tin Tops

RACE 1c - LAP CHART

LAP 6 @ 02:06:29.581			LAP 7 @ 02:08:12.274			LAP 8 @ 02:09:56.293			LAP 9 @ 02:12:16.359			LAP 10 @ 02:14:01.424		
NO	BEHIND	LAP TIME	NO	BEHIND	LAP TIME	NO	BEHIND	LAP TIME	NO	BEHIND	LAP TIME	NO	BEHIND	LAP TIME
1		1:43.527	1		1:42.693	1		1:44.019 P	59		1:47.532	59		1:45.065
88	1 Lap	2:00.275	5	1.060	1:42.787	5	3.442	1:46.401 P	112	0.754	1:47.268	112	1.512	1:45.823
5	0.966	1:42.248	110	1 Lap	1:56.554	196	1 Lap	1:56.170	2	1.821	1:44.506	2	5.125	1:48.369 P
187	1 Lap	2:04.830 P	124	1 Lap	2:00.049	110	1 Lap	1:56.526	110	1 Lap	2:03.218 P	234	13.984	1:49.231 P
78	1 Lap	2:02.173	88	1 Lap	1:59.644	124	1 Lap	2:00.780	234	9.818	1:49.244	124	1 Lap	1:59.537
59	26.628	1:46.518	78	1 Lap	2:01.499	59	32.534	1:46.797	124	1 Lap	2:01.280	88	1 Lap	1:59.221
112	27.437	1:46.438	59	29.756	1:45.821	112	33.552	1:46.829	88	1 Lap	2:00.788	187	2 Laps	1:57.558
69	1 Lap	2:07.703	112	30.742	1:45.998	88	1 Lap	2:01.231	78	1 Lap	1:59.608	78	1 Lap	2:04.933 P
2	33.161	1:46.160	2	35.847	1:45.379	2	37.381	1:45.553	187	2 Laps	1:57.959	23	43.350	1:49.957
234	34.587	1:46.500	234	38.314	1:46.420	234	40.640	1:46.345	23	38.458	1:48.961	7	46.890	1:52.734 P
7	54.069	1:50.767	69	1 Lap	2:05.642	78	1 Lap	2:01.089	7	39.221	1:51.647	6	48.612	1:53.178 P
6	54.577	1:50.594	7	1:01.097	1:49.721	187	2 Laps	4:12.113	6	40.499	1:50.664	155	49.686	1:49.791
999	56.011	1:50.607	6	1:02.095	1:50.211	7	1:07.640	1:50.562	999	41.372	1:50.640	999	50.374	1:54.067 P
159	56.842	1:50.378	999	1:03.570	1:50.252	23	1:09.563	1:48.723	159	41.806	1:50.619	159	52.257	1:55.516 P
97	58.115	1:50.792	159	1:04.133	1:49.984	6	1:09.901	1:51.825	97	42.776	1:50.475	97	53.412	1:55.701 P
23	58.931	1:48.371	23	1:04.859	1:48.621	999	1:10.798	1:51.247	155	44.960	1:50.163	4	57.440	1:50.867
155	1:01.743	1:49.878	97	1:06.093	1:50.671	159	1:11.253	1:51.139	4	51.638	1:51.790	5	1:14.470	1:49.799
4	1:03.766	1:50.567	155	1:09.202	1:50.152	97	1:12.367	1:50.293	69	1 Lap	2:04.725	55	1:22.325	1:55.597
66	1:16.734	1:52.522	4	1:12.269	1:51.196	155	1:14.863	1:49.680	5	1:09.736	3:26.360	69	1 Lap	2:07.268
55	1:17.414	1:54.408	66	1:27.176	1:53.135	69	1 Lap	2:06.963	55	1:11.793	1:54.674	196	1 Lap	3:25.665
12	1:29.123	1:55.506	55	1:28.127	1:53.406	4	1:19.914	1:51.664	66	1:14.196	1:58.325 P	12	1:41.997	1:56.141
196	1:37.228	1:55.524	12	1:42.134	1:55.704	66	1:35.937	1:52.780	12	1:30.921	1:57.053			
						55	1:37.185	1:53.077						
						12	1:53.934	1:55.819						
						196	2:05.727	1:59.041 P						

CSCC 24 Hour Race Meeting - Anglesey - 1st/2nd July 2023

Co-ordsport Tin Tops / Puma Cup / Lohen Turbo Tin Tops

RACE 1c - LAP CHART

LAP 11 @ 02:15:46.514			LAP 12 @ 02:17:35.616			LAP 13 @ 02:19:29.364			LAP 14 @ 02:22:30.944			LAP 15 @ 02:24:18.633		
NO	BEHIND	LAP TIME	NO	BEHIND	LAP TIME	NO	BEHIND	LAP TIME	NO	BEHIND	LAP TIME	NO	BEHIND	LAP TIME
59		1:45.090	59		1:49.102 P	112		1:53.004 P	5		1:47.166	5		1:47.689
112	1.718	1:45.296	2	1 Lap	3:29.457	66	2 Laps	1:56.220	59	9.576	1:46.843	187	2 Laps	1:54.809
110	2 Laps	3:27.834	112	0.744	1:48.128	69	2 Laps	2:11.147 P	97	1 Lap	1:55.569	159	1 Lap	1:53.077
124	1 Lap	1:59.549	234	1 Lap	3:22.635	12	1 Lap	2:00.069 P	55	1 Lap	1:52.358	59	7.822	1:45.935
88	1 Lap	1:59.320	66	2 Laps	4:09.674	110	2 Laps	1:56.613	112	15.386	3:16.966	112	15.507	1:47.810
23	48.599	1:50.339	12	1 Lap	1:58.253	78	3 Laps	5:10.079	2	27.552	1:45.449	55	1 Lap	1:53.780
187	2 Laps	1:57.553	110	2 Laps	1:56.983	6	1 Lap	1:48.194	234	34.992	1:47.800	97	1 Lap	1:58.584
155	1:04.323	1:59.727 P	6	1 Lap	3:19.871	999	1 Lap	1:49.697	196	1 Lap	1:56.702	2	25.573	1:45.710
4	1:06.369	1:54.019 P	999	1 Lap	3:19.750	7	1 Lap	1:46.929	12	1 Lap	3:34.457	234	34.870	1:47.567
5	1:19.924	1:50.544	7	1 Lap	3:34.259	155	1 Lap	3:27.335	69	2 Laps	3:40.883	196	1 Lap	1:54.997
55	1:32.712	1:55.477 P	23	52.633	1:53.136 P	4	1 Lap	3:30.785	66	1 Lap	1:56.188	12	1 Lap	1:54.799
196	1 Lap	1:56.897	88	1 Lap	2:00.333	187	2 Laps	1:55.619	6	1:04.383	1:47.732	88	2 Laps	4:40.896
69	1 Lap	2:02.681	124	1 Lap	2:03.630 P	159	1 Lap	1:50.928	110	1 Lap	1:57.181	6	1:05.211	1:48.517
			187	2 Laps	1:56.270	88	1 Lap	2:07.418 P	999	1:10.229	1:49.691	69	2 Laps	2:04.119
			159	1 Lap	3:53.307	5	1:14.414	1:48.377	7	1:15.075	1:47.262	66	1 Lap	1:56.703
			97	1 Lap	3:56.837	97	1 Lap	1:57.133	23	1:22.041	1:54.767	999	1:12.294	1:49.754
			5	1:19.785	1:48.963	55	1 Lap	3:33.788	155	1:30.126	1:51.696	7	1:13.899	1:46.513
			196	1 Lap	1:56.137	59	1:24.313	3:18.061	124	1 Lap	1:58.445	110	1 Lap	1:57.320
			2	1:50.487	1:50.097	2	1:43.683	1:46.944	4	1:40.555	1:53.939	23	1:27.922	1:53.570
			234	1:50.953	1:48.526	196	1 Lap	1:56.778	78	2 Laps	2:09.807	155	1:31.580	1:49.143
						234	1:48.772	1:51.567				124	1 Lap	1:56.941
						66	1 Lap	1:55.997				4	1:45.929	1:53.063
						110	1 Lap	1:56.331						
						6	2:18.231	1:49.494						
						999	2:22.118	1:50.237						
						23	2:28.854	3:29.969						
						7	2:29.393	1:49.255						
						124	1 Lap	3:31.554						
						78	2 Laps	2:13.536						
						155	2:40.010	1:51.202						
						4	2:48.196	1:53.892						
						187	1 Lap	1:55.199						
						159	3:00.685	1:52.133						

CSCC 24 Hour Race Meeting - Anglesey - 1st/2nd July 2023

Co-ordsport Tin Tops / Puma Cup / Lohen Turbo Tin Tops

RACE 1c - LAP CHART

LAP 16 @ 02:26:07.456			LAP 17 @ 02:27:55.418			LAP 18 @ 02:29:41.609			LAP 19 @ 02:31:27.412			LAP 20 @ 02:33:12.329		
NO	BEHIND	LAP TIME	NO	BEHIND	LAP TIME	NO	BEHIND	LAP TIME	NO	BEHIND	LAP TIME	NO	BEHIND	LAP TIME
5		1:48.823	5		1:47.962	5		1:46.191	5		1:45.803	5		1:44.917
59	5.807	1:46.808	124	2 Laps	1:57.048	59	2.493	1:45.195	69	3 Laps	2:03.571	23	1 Lap	1:53.072
187	2 Laps	1:55.028	4	1 Lap	1:54.197	4	1 Lap	1:54.348	59	10.072	1:53.382	110	2 Laps	1:57.962
159	1 Lap	1:54.086	59	3.489	1:45.644	124	2 Laps	1:57.458	112	13.856	1:46.544	112	16.792	1:47.853
112	12.862	1:46.178	112	12.891	1:47.991	112	13.115	1:46.415	2	16.352	1:44.347	2	17.140	1:45.705
78	3 Laps	2:08.915	159	1 Lap	1:53.464	2	17.808	1:44.456	4	1 Lap	1:54.431	59	26.008	2:00.853
2	21.893	1:45.143	187	2 Laps	1:55.933	159	1 Lap	1:52.423	124	2 Laps	1:56.711	69	3 Laps	2:04.585
55	1 Lap	1:52.240	2	19.543	1:45.612	187	2 Laps	1:53.796	159	1 Lap	1:53.828	4	1 Lap	1:52.889
234	33.641	1:47.594	55	1 Lap	1:54.425	234	36.219	1:48.443	187	2 Laps	1:55.266	124	2 Laps	1:54.046
97	1 Lap	1:59.005	234	33.967	1:48.288	55	1 Lap	1:54.673	234	36.354	1:45.938	159	1 Lap	1:52.594
196	1 Lap	1:54.519	78	3 Laps	2:09.337	88	3 Laps	2:55.558	55	1 Lap	1:56.807	234	37.956	1:46.519
12	1 Lap	1:53.757	97	1 Lap	1:58.975	97	1 Lap	1:58.021	6	1:05.127	1:47.719	187	2 Laps	1:55.319
6	1:04.243	1:47.855	196	1 Lap	1:54.845	78	3 Laps	2:06.767	97	1 Lap	1:57.542	55	1 Lap	1:55.193
7	1:13.468	1:48.392	6	1:03.297	1:47.016	6	1:03.211	1:46.105	88	3 Laps	2:08.854	6	1:06.449	1:46.239
66	1 Lap	1:57.481	12	1 Lap	1:55.614	196	1 Lap	1:54.805	7	1:19.367	1:50.679	97	1 Lap	1:56.724
999	1:17.557	1:54.086	7	1:11.885	1:46.379	12	1 Lap	1:54.512	196	1 Lap	1:55.769	7	1:24.388	1:49.938
69	2 Laps	2:04.832	999	1:18.809	1:49.214	7	1:14.491	1:48.797	12	1 Lap	1:56.539	999	1:28.885	1:49.360
110	1 Lap	1:57.049	66	1 Lap	1:56.241	999	1:22.263	1:49.645	999	1:24.442	1:47.982	196	1 Lap	1:54.519
155	1:32.310	1:49.553	110	1 Lap	1:56.435	66	1 Lap	1:55.811	78	3 Laps	2:10.844	12	1 Lap	1:54.419
88	2 Laps	2:20.571 P	155	1:33.155	1:48.807	155	1:36.676	1:49.712	155	1:41.026	1:50.153	88	3 Laps	2:10.239
23	1:33.325	1:54.226	69	2 Laps	2:02.097	110	1 Lap	1:57.453	66	1 Lap	1:56.568	78	3 Laps	2:02.050
			23	1:38.526	1:53.163	23	1:45.534	1:53.199						

CSCC 24 Hour Race Meeting - Anglesey - 1st/2nd July 2023

Co-ordsport Tin Tops / Puma Cup / Lohen Turbo Tin Tops

RACE 1c - LAP CHART

LAP 21 @ 02:35:00.123			LAP 22 @ 02:36:48.143		
NO	BEHIND	LAP TIME	NO	BEHIND	LAP TIME
5		1:47.794	5		1:48.020
155	1 Lap	1:54.088	155	1 Lap	1:54.542
66	2 Laps	1:55.571	2	11.385	1:44.635
23	1 Lap	1:53.181	112	11.758	1:44.369
2	14.770	1:45.424	78	4 Laps	2:05.903
112	15.409	1:46.411	88	4 Laps	2:08.938
110	2 Laps	1:57.865	66	2 Laps	1:56.486
4	1 Lap	1:52.315	23	1 Lap	1:57.040
234	37.956	1:47.794	110	2 Laps	1:56.553
59	38.785	2:00.571	234	37.141	1:47.205
124	2 Laps	1:56.167	4	1 Lap	1:53.321
159	1 Lap	1:53.598	124	2 Laps	1:52.068
69	3 Laps	2:05.515	159	1 Lap	1:53.320
187	2 Laps	1:55.012	59	52.579	2:01.814
6	1:05.308	1:46.653	187	2 Laps	1:54.429
55	1 Lap	1:54.292	69	3 Laps	2:03.891
7	1:24.808	1:48.214	6	1:03.748	1:46.460
97	1 Lap	1:54.093	55	1 Lap	1:55.137
999	1:29.178	1:48.087	7	1:26.739	1:49.951
196	1 Lap	1:53.956	999	1:28.459	1:47.301
12	1 Lap	1:53.350	97	1 Lap	1:53.337
			196	1 Lap	1:53.908
			12	1 Lap	1:53.184

CSCC 24 Hour Race Meeting - Anglesey - 1st/2nd July 2023

Co-ordsport Tin Tops / Puma Cup / Lohen Turbo Tin Tops

RACE 1c - POSITION CHART

No	Name	Lap Pos																							
			1	2	3	4	5	6	7	8	9	10	11	12	13	14	15	16	17	18	19	20	21	22	
1	BROWN	1	1	1	1	1	1	1	1	1	59	59	59	59	112	5	5	5	5	5	5	5	5	5	
112	PATEL	2	5	5	5	5	5	5	5	5	112	112	112	112	5	59	59	59	59	59	59	112	2	2	
5	BRIGGS	3	112	112	59	59	59	59	59	59	2	2	23	23	59	112	112	112	112	112	112	2	112	112	
59	MARSON	4	59	59	112	112	112	112	112	112	234	234	155	5	2	2	2	2	2	2	2	2	59	234	234
2	ELY / ROEBUCK	5	2	2	2	2	2	2	2	2	23	23	4	2	234	234	234	234	234	234	234	234	234	59	59
6	MARSON	6	7	234	234	234	234	234	234	234	7	7	5	234	6	6	6	6	6	6	6	6	6	6	6
7	SELBY / HARRIS	7	234	7	7	7	7	7	7	7	6	6	55	12	999	999	999	7	7	7	7	7	7	7	7
159	HOUSE / TATE	8	999	999	999	6	6	6	6	23	999	155	2	6	23	7	7	999	999	999	999	999	999	999	999
97	SEAGERS / GRIMM	9	6	6	6	999	999	999	999	6	159	999	234	999	7	23	23	155	155	155	155	155	155	155	155
234	WILSON	10	159	159	159	159	159	159	159	999	97	159	12	7	155	155	155	23	23	23	23	23	23	23	23
999	FRANCIS / WORTLEY	11	4	97	97	97	97	97	97	23	159	155	97	6	155	4	4	4	4	4	4	4	4	4	4
155	SPENCER / WALKER	12	97	4	4	155	23	23	97	97	4	4	999	4	159	159	159	159	159	159	159	159	159	159	159
4	NORTON / PLACE	13	155	155	155	4	155	155	155	155	5	5	7	159	97	55	55	55	55	55	55	55	55	55	55
55	FLETCHER / FLETCHER	14	55	23	23	23	4	4	4	4	55	55	88	88	55	97	97	97	97	97	97	97	97	97	97
66	BRIAN / BOWCOCK	15	66	55	55	55	55	55	66	66	66	66	12	124	97	196	196	196	196	196	196	196	196	196	196
124	MANNING	16	23	66	66	66	66	66	55	55	55	12	124	159	55	12	12	12	12	12	12	12	12	12	12
187	KOEBERLE / EACOCK	17	196	110	12	12	12	12	12	12	12	124	88	97	196	66	66	66	66	66	66	66	66	66	66
196	GLOVER / CHAPPELL	18	110	12	196	196	196	196	196	196	196	88	196	196	66	110	110	110	110	110	110	110	110	110	110
12	WARNER	19	12	196	110	110	110	110	110	110	110	78	69	66	110	124	124	124	124	124	124	124	124	124	124
110	COTGROVE	20	124	124	124	124	124	124	124	124	124	69	66	69	124	187	187	187	187	187	187	187	187	187	187
78	BROWN / TURNER	21	187	187	187	187	88	88	88	88	88	196	110	110	187	88	69	69	69	69	69	69	69	69	69
69	GRIFFITHS / MAINWARING	22	88	88	88	88	187	78	78	78	78	110	187	187	69	69	88	88	88	88	88	88	88	88	88
88	SALYER / ROGERSON	23	78	78	78	78	78	69	69	69	69	187	78	78	78	78	78	78	78	78	78	78	78	78	78
23	BAKER / MELLOR	24	69	69	69	69	69	187	187	187															

CSCC 24 Hour Race Meeting - Anglesey - 1st/2nd July 2023

Co-ordsport Tin Tops / Puma Cup / Lohen Turbo Tin Tops

RACE 1c - LAP ANALYSIS

DIFF = Difference To Personal Best Lap

P1 5 Phill BRIGGS				
LAP	LAP TIME	DIFF	MPH	TIME OF DAY
1 -	1:44.647	2.864	72.24	01:57:58.033
2 -	1:42.367 (3)	0.584	73.85	01:59:40.400
3 -	1:41.783 (1)		74.27	02:01:22.183
4 -	1:42.611	0.828	73.67	02:03:04.794
5 -	1:43.505	1.722	73.03	02:04:48.299
6 -	1:42.248 (2)	0.465	73.93	02:06:30.547
7 -	1:42.787	1.004	73.55	02:08:13.334
8 -	1:46.401 P	4.618	71.05	02:09:59.735
9 -	3:26.360	1:44.577	36.63	02:13:26.095
10 -	1:49.799	8.016	68.85	02:15:15.894
11 -	1:50.544	8.761	68.38	02:17:06.438
12 -	1:48.963	7.180	69.38	02:18:55.401
13 -	1:48.377	6.594	69.75	02:20:43.778
14 -	1:47.166	5.383	70.54	02:22:30.944
15 -	1:47.689	5.906	70.20	02:24:18.633
16 -	1:48.823	7.040	69.47	02:26:07.456
17 -	1:47.962	6.179	70.02	02:27:55.418
18 -	1:46.191	4.408	71.19	02:29:41.609
19 -	1:45.803	4.020	71.45	02:31:27.412
20 -	1:44.917	3.134	72.05	02:33:12.329
21 -	1:47.794	6.011	70.13	02:35:00.123
22 -	1:48.020	6.237	69.98	02:36:48.143

P2 2 ELY / ROEBUCK				
LAP	LAP TIME	DIFF	MPH	TIME OF DAY
1 -	1:52.261	7.914	67.34	01:58:05.647
2 -	1:48.777	4.430	69.49	01:59:54.424
3 -	1:48.525	4.178	69.66	02:01:42.949
4 -	1:46.559	2.212	70.94	02:03:29.508
5 -	1:47.074	2.727	70.60	02:05:16.582
6 -	1:46.160	1.813	71.21	02:07:02.742
7 -	1:45.379	1.032	71.74	02:08:48.121
8 -	1:45.553	1.206	71.62	02:10:33.674
9 -	1:44.506 (3)	0.159	72.34	02:12:18.180
10 -	1:48.369 P	4.022	69.76	02:14:06.549
11 -	3:29.457	1:45.110	36.09	02:17:36.006
12 -	1:50.097	5.750	68.66	02:19:26.103
13 -	1:46.944	2.597	70.69	02:21:13.047
14 -	1:45.449	1.102	71.69	02:22:58.496
15 -	1:45.710	1.363	71.51	02:24:44.206
16 -	1:45.143	0.796	71.90	02:26:29.349
17 -	1:45.612	1.265	71.58	02:28:14.961
18 -	1:44.456 (2)	0.109	72.37	02:29:59.417
19 -	1:44.347 (1)		72.45	02:31:43.764
20 -	1:45.705	1.358	71.51	02:33:29.469
21 -	1:45.424	1.077	71.71	02:35:14.893
22 -	1:44.635	0.288	72.25	02:36:59.528

P3 112 Manoj PATEL				
LAP	LAP TIME	DIFF	MPH	TIME OF DAY
1 -	1:47.616	3.247	70.24	01:58:01.002
2 -	1:46.924	2.555	70.70	01:59:47.926
3 -	1:50.201	5.832	68.60	02:01:38.127
4 -	1:46.341	1.972	71.09	02:03:24.468
5 -	1:46.112	1.743	71.24	02:05:10.580
6 -	1:46.438	2.069	71.02	02:06:57.018
7 -	1:45.998	1.629	71.32	02:08:43.016
8 -	1:46.829	2.460	70.76	02:10:29.845
9 -	1:47.268	2.899	70.47	02:12:17.113
10 -	1:45.823 (3)	1.454	71.44	02:14:02.936
11 -	1:45.296 (2)	0.927	71.79	02:15:48.232

DIFF = Difference To Personal Best Lap

12 -	1:48.128	3.759	69.91	02:17:36.360
13 -	1:53.004 P	8.635	66.90	02:19:29.364
14 -	3:16.966	1:32.597	38.38	02:22:46.330
15 -	1:47.810	3.441	70.12	02:24:34.140
16 -	1:46.178	1.809	71.20	02:26:20.318
17 -	1:47.991	3.622	70.00	02:28:08.309
18 -	1:46.415	2.046	71.04	02:29:54.724
19 -	1:46.544	2.175	70.95	02:31:41.268
20 -	1:47.853	3.484	70.09	02:33:29.121
21 -	1:46.411	2.042	71.04	02:35:15.532
22 -	1:44.369 (1)		72.43	02:36:59.901

P4 234 James WILSON				
LAP	LAP TIME	DIFF	MPH	TIME OF DAY
1 -	1:55.444	9.506	65.48	01:58:08.830
2 -	1:46.938	1.000	70.69	01:59:55.768
3 -	1:47.499	1.561	70.32	02:01:43.267
4 -	1:47.032	1.094	70.63	02:03:30.299
5 -	1:47.369	1.431	70.41	02:05:17.668
6 -	1:46.500	0.562	70.98	02:07:04.168
7 -	1:46.420 (3)	0.482	71.03	02:08:50.588
8 -	1:46.345 (2)	0.407	71.08	02:10:36.933
9 -	1:49.244	3.306	69.20	02:12:26.177
10 -	1:49.231 P	3.293	69.21	02:14:15.408
11 -	3:22.635	1:36.697	37.30	02:17:38.043
12 -	1:48.526	2.588	69.66	02:19:26.569
13 -	1:51.567	5.629	67.76	02:21:18.136
14 -	1:47.800	1.862	70.12	02:23:05.936
15 -	1:47.567	1.629	70.28	02:24:53.503
16 -	1:47.594	1.656	70.26	02:26:41.097
17 -	1:48.288	2.350	69.81	02:28:29.385
18 -	1:48.443	2.505	69.71	02:30:17.828
19 -	1:45.938 (1)		71.36	02:32:03.766
20 -	1:46.519	0.581	70.97	02:33:50.285
21 -	1:47.794	1.856	70.13	02:35:38.079
22 -	1:47.205	1.267	70.51	02:37:25.284

P5 59 Andrew MARSON				
LAP	LAP TIME	DIFF	MPH	TIME OF DAY
1 -	1:49.267	4.202	69.18	01:58:02.653
2 -	1:45.775	0.710	71.47	01:59:48.428
3 -	1:48.407	3.342	69.73	02:01:36.835
4 -	1:46.429	1.364	71.03	02:03:23.264
5 -	1:46.427	1.362	71.03	02:05:09.691
6 -	1:46.518	1.453	70.97	02:06:56.209
7 -	1:45.821	0.756	71.44	02:08:42.030
8 -	1:46.797	1.732	70.78	02:10:28.827
9 -	1:47.532	2.467	70.30	02:12:16.359
10 -	1:45.065 (1)		71.95	02:14:01.424
11 -	1:45.090 (2)	0.025	71.93	02:15:46.514
12 -	1:49.102 P	4.037	69.29	02:17:35.616
13 -	3:18.061	1:32.996	38.17	02:20:53.677
14 -	1:46.843	1.778	70.75	02:22:40.520
15 -	1:45.935	0.870	71.36	02:24:26.455
16 -	1:46.808	1.743	70.78	02:26:13.263
17 -	1:45.644	0.579	71.56	02:27:58.907
18 -	1:45.195 (3)	0.130	71.86	02:29:44.102
19 -	1:53.382	8.317	66.67	02:31:37.484
20 -	2:00.853	15.788	62.55	02:33:38.337
21 -	2:00.571	15.506	62.70	02:35:38.908
22 -	2:01.814	16.749	62.06	02:37:40.722

CSCC 24 Hour Race Meeting - Anglesey - 1st/2nd July 2023

Co-ordsport Tin Tops / Puma Cup / Lohen Turbo Tin Tops

RACE 1c - LAP ANALYSIS

DIFF = Difference To Personal Best Lap

P6 6 Richard MARSON				
LAP	LAP TIME	DIFF	MPH	TIME OF DAY
1 -	1:57.368	11.263	64.41	01:58:10.754
2 -	1:51.036	4.931	68.08	02:00:01.790
3 -	1:51.027	4.922	68.09	02:01:52.817
4 -	1:50.298	4.193	68.54	02:03:43.115
5 -	1:50.449	4.344	68.44	02:05:33.564
6 -	1:50.594	4.489	68.35	02:07:24.158
7 -	1:50.211	4.106	68.59	02:09:14.369
8 -	1:51.825	5.720	67.60	02:11:06.194
9 -	1:50.664	4.559	68.31	02:12:56.858
10 -	1:53.178	P 7.073	66.79	02:14:50.036
11 -	3:19.871	1:33.766	37.82	02:18:09.907
12 -	1:48.194	2.089	69.87	02:19:58.101
13 -	1:49.494	3.389	69.04	02:21:47.595
14 -	1:47.732	1.627	70.17	02:23:35.327
15 -	1:48.517	2.412	69.66	02:25:23.844
16 -	1:47.855	1.750	70.09	02:27:11.699
17 -	1:47.016	0.911	70.64	02:28:58.715
18 -	1:46.105 (1)		71.25	02:30:44.820
19 -	1:47.719	1.614	70.18	02:32:32.539
20 -	1:46.239 (2)	0.134	71.16	02:34:18.778
21 -	1:46.653	0.548	70.88	02:36:05.431
22 -	1:46.460 (3)	0.355	71.01	02:37:51.891

P7 7 SELBY / HARRIS				
LAP	LAP TIME	DIFF	MPH	TIME OF DAY
1 -	1:53.886	7.507	66.38	01:58:07.272
2 -	1:51.825	5.446	67.60	01:59:59.097
3 -	1:51.631	5.252	67.72	02:01:50.728
4 -	1:50.769	4.390	68.25	02:03:41.497
5 -	1:51.386	5.007	67.87	02:05:32.883
6 -	1:50.767	4.388	68.25	02:07:23.650
7 -	1:49.721	3.342	68.90	02:09:13.371
8 -	1:50.562	4.183	68.37	02:11:03.933
9 -	1:51.647	5.268	67.71	02:12:55.580
10 -	1:52.734	P 6.355	67.06	02:14:48.314
11 -	3:34.259	1:47.880	35.28	02:18:22.573
12 -	1:46.929 (3)	0.550	70.70	02:20:09.502
13 -	1:49.255	2.876	69.19	02:21:58.757
14 -	1:47.262	0.883	70.48	02:23:46.019
15 -	1:46.513 (2)	0.134	70.97	02:25:32.532
16 -	1:48.392	2.013	69.74	02:27:20.924
17 -	1:46.379 (1)		71.06	02:29:07.303
18 -	1:48.797	2.418	69.48	02:30:56.100
19 -	1:50.679	4.300	68.30	02:32:46.779
20 -	1:49.938	3.559	68.76	02:34:36.717
21 -	1:48.214	1.835	69.86	02:36:24.931
22 -	1:49.951	3.572	68.75	02:38:14.882

P8 999 FRANCIS / WORTLEY				
LAP	LAP TIME	DIFF	MPH	TIME OF DAY
1 -	1:56.176	8.875	65.07	01:58:09.562
2 -	1:51.335	4.034	67.90	02:00:00.897
3 -	1:51.236	3.935	67.96	02:01:52.133
4 -	1:51.987	4.686	67.50	02:03:44.120
5 -	1:50.865	3.564	68.19	02:05:34.985
6 -	1:50.607	3.306	68.35	02:07:25.592
7 -	1:50.252	2.951	68.57	02:09:15.844
8 -	1:51.247	3.946	67.95	02:11:07.091
9 -	1:50.640	3.339	68.32	02:12:57.731
10 -	1:54.067	P 6.766	66.27	02:14:51.798
11 -	3:19.750	1:32.449	37.84	02:18:11.548

DIFF = Difference To Personal Best Lap

12 -	1:49.697	2.396	68.91	02:20:01.245
13 -	1:50.237	2.936	68.57	02:21:51.482
14 -	1:49.691	2.390	68.92	02:23:41.173
15 -	1:49.754	2.453	68.88	02:25:30.927
16 -	1:54.086	6.785	66.26	02:27:25.013
17 -	1:49.214	1.913	69.22	02:29:14.227
18 -	1:49.645	2.344	68.94	02:31:03.872
19 -	1:47.982 (2)	0.681	70.01	02:32:51.854
20 -	1:49.360	2.059	69.12	02:34:41.214
21 -	1:48.087 (3)	0.786	69.94	02:36:29.301
22 -	1:47.301 (1)		70.45	02:38:16.602

P9 155 SPENCER / WALKER				
LAP	LAP TIME	DIFF	MPH	TIME OF DAY
1 -	2:00.761	11.954	62.60	01:58:14.147
2 -	1:52.364	3.557	67.28	02:00:06.511
3 -	1:52.521	3.714	67.18	02:01:59.032
4 -	1:52.252	3.445	67.34	02:03:51.284
5 -	1:50.162	1.355	68.62	02:05:41.446
6 -	1:49.878	1.071	68.80	02:07:31.324
7 -	1:50.152	1.345	68.63	02:09:21.476
8 -	1:49.680	0.873	68.92	02:11:11.156
9 -	1:50.163	1.356	68.62	02:13:01.319
10 -	1:49.791	0.984	68.85	02:14:51.110
11 -	1:59.727	P 10.920	63.14	02:16:50.837
12 -	3:27.335	1:38.528	36.46	02:20:18.172
13 -	1:51.202	2.395	67.98	02:22:09.374
14 -	1:51.696	2.889	67.68	02:24:01.070
15 -	1:49.143 (2)	0.336	69.26	02:25:50.213
16 -	1:49.553 (3)	0.746	69.00	02:27:39.766
17 -	1:48.807 (1)		69.48	02:29:28.573
18 -	1:49.712	0.905	68.90	02:31:18.285
19 -	1:50.153	1.346	68.63	02:33:08.438
20 -	1:54.088	5.281	66.26	02:35:02.526
21 -	1:54.542	5.735	66.00	02:36:57.068

P10 23 BAKER / MELLOR				
LAP	LAP TIME	DIFF	MPH	TIME OF DAY
1 -	2:05.591	17.463	60.19	01:58:18.977
2 -	1:51.618	3.490	67.73	02:00:10.595
3 -	1:50.563	2.435	68.37	02:02:01.158
4 -	1:50.855	2.727	68.19	02:03:52.013
5 -	1:48.128 (1)		69.91	02:05:40.141
6 -	1:48.371 (2)	0.243	69.76	02:07:28.512
7 -	1:48.621 (3)	0.493	69.59	02:09:17.133
8 -	1:48.723	0.595	69.53	02:11:05.856
9 -	1:48.961	0.833	69.38	02:12:54.817
10 -	1:49.957	1.829	68.75	02:14:44.774
11 -	1:50.339	2.211	68.51	02:16:35.113
12 -	1:53.136	P 5.008	66.82	02:18:28.249
13 -	3:29.969	1:41.841	36.00	02:21:58.218
14 -	1:54.767	6.639	65.87	02:23:52.985
15 -	1:53.570	5.442	66.56	02:25:46.555
16 -	1:54.226	6.098	66.18	02:27:40.781
17 -	1:53.163	5.035	66.80	02:29:33.944
18 -	1:53.199	5.071	66.78	02:31:27.143
19 -	1:53.072	4.944	66.86	02:33:20.215
20 -	1:53.181	5.053	66.79	02:35:13.396
21 -	1:57.040	8.912	64.59	02:37:10.436

P11 4 NORTON / PLACE				
LAP	LAP TIME	DIFF	MPH	TIME OF DAY
1 -	1:59.379	8.812	63.32	01:58:12.765

CSCC 24 Hour Race Meeting - Anglesey - 1st/2nd July 2023

Co-ordsport Tin Tops / Puma Cup / Lohen Turbo Tin Tops

RACE 1c - LAP ANALYSIS

DIFF = Difference To Personal Best Lap

2 -	1:53.327	2.760	66.70	02:00:06.092
3 -	1:52.513	1.946	67.19	02:01:58.605
4 -	1:53.163	2.596	66.80	02:03:51.768
5 -	1:51.012 (3)	0.445	68.10	02:05:42.780
6 -	1:50.567 (1)		68.37	02:07:33.347
7 -	1:51.196	0.629	67.98	02:09:24.543
8 -	1:51.664	1.097	67.70	02:11:16.207
9 -	1:51.790	1.223	67.62	02:13:07.997
10 -	1:50.867 (2)	0.300	68.18	02:14:58.864
11 -	1:54.019 P	3.452	66.30	02:16:52.883
12 -	3:30.785	1:40.218	35.86	02:20:23.668
13 -	1:53.892	3.325	66.37	02:22:17.560
14 -	1:53.939	3.372	66.35	02:24:11.499
15 -	1:53.063	2.496	66.86	02:26:04.562
16 -	1:54.197	3.630	66.20	02:27:58.759
17 -	1:54.348	3.781	66.11	02:29:53.107
18 -	1:54.431	3.864	66.06	02:31:47.538
19 -	1:52.889	2.322	66.96	02:33:40.427
20 -	1:52.315	1.748	67.31	02:35:32.742
21 -	1:53.321	2.754	66.71	02:37:26.063

P12 159 HOUSE / TATE

LAP	LAP TIME	DIFF	MPH	TIME OF DAY
1 -	1:58.728	8.744	63.67	01:58:12.114
2 -	1:50.898	0.914	68.17	02:00:03.012
3 -	1:51.809	1.825	67.61	02:01:54.821
4 -	1:50.607 (3)	0.623	68.35	02:03:45.428
5 -	1:50.617	0.633	68.34	02:05:36.045
6 -	1:50.378 (2)	0.394	68.49	02:07:26.423
7 -	1:49.984 (1)		68.73	02:09:16.407
8 -	1:51.139	1.155	68.02	02:11:07.546
9 -	1:50.619	0.635	68.34	02:12:58.165
10 -	1:55.516 P	5.532	65.44	02:14:53.681
11 -	3:53.307	2:03.323	32.40	02:18:46.988
12 -	1:50.928	0.944	68.15	02:20:37.916
13 -	1:52.133	2.149	67.41	02:22:30.049
14 -	1:53.077	3.093	66.85	02:24:23.126
15 -	1:54.086	4.102	66.26	02:26:17.212
16 -	1:53.464	3.480	66.62	02:28:10.676
17 -	1:52.423	2.439	67.24	02:30:03.099
18 -	1:53.828	3.844	66.41	02:31:56.927
19 -	1:52.594	2.610	67.14	02:33:49.521
20 -	1:53.598	3.614	66.55	02:35:43.119
21 -	1:53.320	3.336	66.71	02:37:36.439

P13 55 FLETCHER / FLETCHER

LAP	LAP TIME	DIFF	MPH	TIME OF DAY
1 -	2:03.841	11.601	61.04	01:58:17.227
2 -	1:55.194	2.954	65.62	02:00:12.421
3 -	1:53.091	0.851	66.84	02:02:05.512
4 -	1:52.730 (3)	0.490	67.06	02:03:58.242
5 -	1:54.345	2.105	66.11	02:05:52.587
6 -	1:54.408	2.168	66.07	02:07:46.995
7 -	1:53.406	1.166	66.66	02:09:40.401
8 -	1:53.077	0.837	66.85	02:11:33.478
9 -	1:54.674	2.434	65.92	02:13:28.152
10 -	1:55.597	3.357	65.39	02:15:23.749
11 -	1:55.477 P	3.237	65.46	02:17:19.226
12 -	3:33.788	1:41.548	35.36	02:20:53.014
13 -	1:52.358 (2)	0.118	67.28	02:22:45.372
14 -	1:53.780	1.540	66.44	02:24:39.152
15 -	1:52.240 (1)		67.35	02:26:31.392
16 -	1:54.425	2.185	66.06	02:28:25.817
17 -	1:54.673	2.433	65.92	02:30:20.490

DIFF = Difference To Personal Best Lap

18 -	1:56.807	4.567	64.72	02:32:17.297
19 -	1:55.193	2.953	65.62	02:34:12.490
20 -	1:54.292	2.052	66.14	02:36:06.782
21 -	1:55.137	2.897	65.66	02:38:01.919

P14 97 SEAGERS / GRIMM

LAP	LAP TIME	DIFF	MPH	TIME OF DAY
1 -	2:00.166	9.873	62.91	01:58:13.552
2 -	1:51.423	1.130	67.84	02:00:04.975
3 -	1:50.870	0.577	68.18	02:01:55.845
4 -	1:50.487 (3)	0.194	68.42	02:03:46.332
5 -	1:50.572	0.279	68.37	02:05:36.904
6 -	1:50.792	0.499	68.23	02:07:27.696
7 -	1:50.671	0.378	68.31	02:09:18.367
8 -	1:50.293 (1)		68.54	02:11:08.660
9 -	1:50.475 (2)	0.182	68.43	02:12:59.135
10 -	1:55.701 P	5.408	65.34	02:14:54.836
11 -	3:56.837	2:06.544	31.92	02:18:51.673
12 -	1:57.133	6.840	64.54	02:20:48.806
13 -	1:55.569	5.276	65.41	02:22:44.375
14 -	1:58.584	8.291	63.75	02:24:42.959
15 -	1:59.005	8.712	63.52	02:26:41.964
16 -	1:58.975	8.682	63.54	02:28:40.939
17 -	1:58.021	7.728	64.05	02:30:38.960
18 -	1:57.542	7.249	64.31	02:32:36.502
19 -	1:56.724	6.431	64.76	02:34:33.226
20 -	1:54.093	3.800	66.26	02:36:27.319
21 -	1:53.337	3.044	66.70	02:38:20.656

P15 196 GLOVER / CHAPPELL

LAP	LAP TIME	DIFF	MPH	TIME OF DAY
1 -	2:08.467	14.559	58.84	01:58:21.853
2 -	1:58.406	4.498	63.84	02:00:20.259
3 -	1:56.966	3.058	64.63	02:02:17.225
4 -	1:57.758	3.850	64.19	02:04:14.983
5 -	1:56.302	2.394	65.00	02:06:11.285
6 -	1:55.524	1.616	65.44	02:08:06.809
7 -	1:56.170	2.262	65.07	02:10:02.979
8 -	1:59.041 P	5.133	63.50	02:12:02.020
9 -	3:25.665	1:31.757	36.75	02:15:27.685
10 -	1:56.897	2.989	64.67	02:17:24.582
11 -	1:56.137	2.229	65.09	02:19:20.719
12 -	1:56.778	2.870	64.73	02:21:17.497
13 -	1:56.702	2.794	64.78	02:23:14.199
14 -	1:54.997	1.089	65.74	02:25:09.196
15 -	1:54.519 (3)	0.611	66.01	02:27:03.715
16 -	1:54.845	0.937	65.82	02:28:58.560
17 -	1:54.805	0.897	65.85	02:30:53.365
18 -	1:55.769	1.861	65.30	02:32:49.134
19 -	1:54.519 (3)	0.611	66.01	02:34:43.653
20 -	1:53.956 (2)	0.048	66.34	02:36:37.609
21 -	1:53.908 (1)		66.36	02:38:31.517

P16 12 Stephen WARNER

LAP	LAP TIME	DIFF	MPH	TIME OF DAY
1 -	2:09.846	16.662	58.22	01:58:23.232
2 -	1:56.264	3.080	65.02	02:00:19.496
3 -	1:53.948	0.764	66.34	02:02:13.444
4 -	1:54.875	1.691	65.81	02:04:08.319
5 -	1:54.879	1.695	65.80	02:06:03.198
6 -	1:55.506	2.322	65.45	02:07:58.704
7 -	1:55.704	2.520	65.33	02:09:54.408
8 -	1:55.819	2.635	65.27	02:11:50.227

CSCC 24 Hour Race Meeting - Anglesey - 1st/2nd July 2023

Co-ordsport Tin Tops / Puma Cup / Lohen Turbo Tin Tops

RACE 1c - LAP ANALYSIS

DIFF = Difference To Personal Best Lap

9 -	1:57.053	3.869	64.58	02:13:47.280
10 -	1:56.141	2.957	65.09	02:15:43.421
11 -	1:58.253	5.069	63.93	02:17:41.674
12 -	2:00.069	P 6.885	62.96	02:19:41.743
13 -	3:34.457	1:41.273	35.25	02:23:16.200
14 -	1:54.799	1.615	65.85	02:25:10.999
15 -	1:53.757	(3) 0.573	66.45	02:27:04.756
16 -	1:55.614	2.430	65.39	02:29:00.370
17 -	1:54.512	1.328	66.01	02:30:54.882
18 -	1:56.539	3.355	64.87	02:32:51.421
19 -	1:54.419	1.235	66.07	02:34:45.840
20 -	1:53.350	(2) 0.166	66.69	02:36:39.190
21 -	1:53.184	(1) 0.000	66.79	02:38:32.374

P17 66 BRIAN / BOWCOCK

LAP	LAP TIME	DIFF	MPH	TIME OF DAY
1 -	2:04.939	12.721	60.50	01:58:18.325
2 -	1:54.462	2.244	66.04	02:00:12.787
3 -	1:54.632	2.414	65.95	02:02:07.419
4 -	1:54.156	1.938	66.22	02:04:01.575
5 -	1:52.218	(1) 0.000	67.36	02:05:53.793
6 -	1:52.522	(2) 0.304	67.18	02:07:46.315
7 -	1:53.135	0.917	66.82	02:09:39.450
8 -	1:52.780	(3) 0.562	67.03	02:11:32.230
9 -	1:58.325	P 6.107	63.89	02:13:30.555
10 -	4:09.674	2:17.456	30.27	02:17:40.229
11 -	1:56.220	4.002	65.04	02:19:36.449
12 -	1:55.997	3.779	65.17	02:21:32.446
13 -	1:56.188	3.970	65.06	02:23:28.634
14 -	1:56.703	4.485	64.77	02:25:25.337
15 -	1:57.481	5.263	64.35	02:27:22.818
16 -	1:56.241	4.023	65.03	02:29:19.059
17 -	1:55.811	3.593	65.27	02:31:14.870
18 -	1:56.568	4.350	64.85	02:33:11.438
19 -	1:55.571	3.353	65.41	02:35:07.009
20 -	1:56.486	4.268	64.90	02:37:03.495

P18 110 Gareth COTGROVE

LAP	LAP TIME	DIFF	MPH	TIME OF DAY
1 -	2:08.903	12.572	58.64	01:58:22.289
2 -	1:56.650	0.319	64.80	02:00:18.939
3 -	1:58.536	2.205	63.77	02:02:17.475
4 -	2:07.030	10.699	59.51	02:04:24.505
5 -	2:01.500	5.169	62.22	02:06:26.005
6 -	1:56.554	0.223	64.86	02:08:22.559
7 -	1:56.526	(3) 0.195	64.87	02:10:19.085
8 -	2:03.218	P 6.887	61.35	02:12:22.303
9 -	3:27.834	1:31.503	36.37	02:15:50.137
10 -	1:56.983	0.652	64.62	02:17:47.120
11 -	1:56.613	0.282	64.82	02:19:43.733
12 -	1:56.331	(1) 0.000	64.98	02:21:40.064
13 -	1:57.181	0.850	64.51	02:23:37.245
14 -	1:57.320	0.989	64.43	02:25:34.565
15 -	1:57.049	0.718	64.58	02:27:31.614
16 -	1:56.435	(2) 0.104	64.92	02:29:28.049
17 -	1:57.453	1.122	64.36	02:31:25.502
18 -	1:57.962	1.631	64.08	02:33:23.464
19 -	1:57.865	1.534	64.14	02:35:21.329
20 -	1:56.553	0.222	64.86	02:37:17.882

P19 124 James MANNING

LAP	LAP TIME	DIFF	MPH	TIME OF DAY
1 -	2:11.440	19.372	57.51	01:58:24.826

DIFF = Difference To Personal Best Lap

2 -	2:01.247	9.179	62.35	02:00:26.073
3 -	2:02.178	10.110	61.87	02:02:28.251
4 -	1:57.575	5.507	64.29	02:04:25.826
5 -	2:01.964	9.896	61.98	02:06:27.790
6 -	2:00.049	7.981	62.97	02:08:27.839
7 -	2:00.780	8.712	62.59	02:10:28.619
8 -	2:01.280	9.212	62.33	02:12:29.899
9 -	1:59.537	7.469	63.24	02:14:29.436
10 -	1:59.549	7.481	63.23	02:16:28.985
11 -	2:03.630	P 11.562	61.15	02:18:32.615
12 -	3:31.554	1:39.486	35.73	02:22:04.169
13 -	1:58.445	6.377	63.82	02:24:02.614
14 -	1:56.941	4.873	64.64	02:25:59.555
15 -	1:57.048	4.980	64.58	02:27:56.603
16 -	1:57.458	5.390	64.36	02:29:54.061
17 -	1:56.711	4.643	64.77	02:31:50.772
18 -	1:54.046	(2) 1.978	66.28	02:33:44.818
19 -	1:56.167	(3) 4.099	65.07	02:35:40.985
20 -	1:52.068	(1) 0.000	67.45	02:37:33.053

P20 187 KOEBERLE / EACOCK

LAP	LAP TIME	DIFF	MPH	TIME OF DAY
1 -	2:12.764	18.968	56.94	01:58:26.150
2 -	2:01.524	7.728	62.20	02:00:27.674
3 -	2:01.603	7.807	62.16	02:02:29.277
4 -	1:59.666	5.870	63.17	02:04:28.943
5 -	2:04.830	P 11.034	60.56	02:06:33.773
6 -	4:12.113	2:18.317	29.98	02:10:45.886
7 -	1:57.959	4.163	64.09	02:12:43.845
8 -	1:57.558	3.762	64.30	02:14:41.403
9 -	1:57.553	3.757	64.31	02:16:38.956
10 -	1:56.270	2.474	65.02	02:18:35.226
11 -	1:55.619	1.823	65.38	02:20:30.845
12 -	1:55.199	1.403	65.62	02:22:26.044
13 -	1:54.809	(3) 1.013	65.84	02:24:20.853
14 -	1:55.028	1.232	65.72	02:26:15.881
15 -	1:55.933	2.137	65.21	02:28:11.814
16 -	1:53.796	(1) 0.000	66.43	02:30:05.610
17 -	1:55.266	1.470	65.58	02:32:00.876
18 -	1:55.319	1.523	65.55	02:33:56.195
19 -	1:55.012	1.216	65.73	02:35:51.207
20 -	1:54.429	(2) 0.633	66.06	02:37:45.636

P21 69 GRIFFITHS / MAINWARING

LAP	LAP TIME	DIFF	MPH	TIME OF DAY
1 -	2:20.898	18.801	53.65	01:58:34.284
2 -	2:06.941	4.844	59.55	02:00:41.225
3 -	2:05.153	3.056	60.40	02:02:46.378
4 -	2:06.564	4.467	59.73	02:04:52.942
5 -	2:07.703	5.606	59.19	02:07:00.645
6 -	2:05.642	3.545	60.17	02:09:06.287
7 -	2:06.963	4.866	59.54	02:11:13.250
8 -	2:04.725	2.628	60.61	02:13:17.975
9 -	2:07.268	5.171	59.40	02:15:25.243
10 -	2:02.681	(2) 0.584	61.62	02:17:27.924
11 -	2:11.147	P 9.050	57.64	02:19:39.071
12 -	3:40.883	1:38.786	34.22	02:23:19.954
13 -	2:04.119	2.022	60.90	02:25:24.073
14 -	2:04.832	2.735	60.56	02:27:28.905
15 -	2:02.097	(1) 0.000	61.91	02:29:31.002
16 -	2:03.571	(3) 1.474	61.17	02:31:34.573
17 -	2:04.585	2.488	60.68	02:33:39.158
18 -	2:05.515	3.418	60.23	02:35:44.673
19 -	2:03.891	1.794	61.02	02:37:48.564

CSCC 24 Hour Race Meeting - Anglesey - 1st/2nd July 2023

Co-ordsport Tin Tops / Puma Cup / Lohen Turbo Tin Tops

RACE 1c - LAP ANALYSIS

DIFF = Difference To Personal Best Lap

P22 78 BROWN / TURNER				
LAP	LAP TIME	DIFF	MPH	TIME OF DAY
1 -	2:15.575	15.967	55.76	01:58:28.961
2 -	2:01.860	2.252	62.03	02:00:30.821
3 -	2:01.840	2.232	62.04	02:02:32.661
4 -	2:02.796	3.188	61.56	02:04:35.457
5 -	2:02.173	2.565	61.87	02:06:37.630
6 -	2:01.499 (3)	1.891	62.22	02:08:39.129
7 -	2:01.089 (2)	1.481	62.43	02:10:40.218
8 -	1:59.608 (1)		63.20	02:12:39.826
9 -	2:04.933 P	5.325	60.51	02:14:44.759
10 -	5:10.079	3:10.471	24.38	02:19:54.838
11 -	2:13.536	13.928	56.61	02:22:08.374
12 -	2:09.807	10.199	58.24	02:24:18.181
13 -	2:08.915	9.307	58.64	02:26:27.096
14 -	2:09.337	9.729	58.45	02:28:36.433
15 -	2:06.767	7.159	59.63	02:30:43.200
16 -	2:10.844	11.236	57.77	02:32:54.044
17 -	2:02.050	2.442	61.94	02:34:56.094
18 -	2:05.903	6.295	60.04	02:37:01.997

P23 88 SALYER / ROGERSON				
LAP	LAP TIME	DIFF	MPH	TIME OF DAY
1 -	2:14.018	14.797	56.41	01:58:27.404
2 -	2:01.920	2.699	62.00	02:00:29.324
3 -	2:00.683	1.462	62.64	02:02:30.007
4 -	2:00.084	0.863	62.95	02:04:30.091
5 -	2:00.275	1.054	62.85	02:06:30.366
6 -	1:59.644 (3)	0.423	63.18	02:08:30.010
7 -	2:01.231	2.010	62.36	02:10:31.241
8 -	2:00.788	1.567	62.58	02:12:32.029
9 -	1:59.221 (1)		63.41	02:14:31.250
10 -	1:59.320 (2)	0.099	63.35	02:16:30.570
11 -	2:00.333	1.112	62.82	02:18:30.903
12 -	2:07.418 P	8.197	59.33	02:20:38.321
13 -	4:40.896	2:41.675	26.91	02:25:19.217
14 -	2:20.571 P	21.350	53.78	02:27:39.788
15 -	2:55.558	56.337	43.06	02:30:35.346
16 -	2:08.854	9.633	58.67	02:32:44.200
17 -	2:10.239	11.018	58.04	02:34:54.439
18 -	2:08.938	9.717	58.63	02:37:03.377

P24 1 Adam BROWN				
LAP	LAP TIME	DIFF	MPH	TIME OF DAY
1 -	1:44.355	2.487	72.44	01:57:57.741
2 -	1:41.868 (1)		74.21	01:59:39.609
3 -	1:42.087 (2)	0.219	74.05	02:01:21.696
4 -	1:42.101 (3)	0.233	74.04	02:03:03.797
5 -	1:42.257	0.389	73.93	02:04:46.054
6 -	1:43.527	1.659	73.02	02:06:29.581
7 -	1:42.693	0.825	73.61	02:08:12.274
8 -	1:44.019 P	2.151	72.67	02:09:56.293

CSCC 24 Hour Race Meeting - Anglesey - 1st/2nd July 2023

Co-ordsport Tin Tops / Puma Cup / Lohen Turbo Tin Tops

RACE 1c - PIT STOP ANALYSIS

P1 5 TA Phill BRIGGS Seat Leon (T) 1987							
STOP	IN TIME	DRIVER IN	STINT TIME	STOP TIME	TOTAL STOP TIME	OUT TIME	DRIVER OUT
1 -	02:09:59.735	Phill BRIGGS	13:46.349	1:37.452	1:37.452	02:11:37.187	Phill BRIGGS
-	Finish	Phill BRIGGS	25:10.956				

P2 2 D ELY / ROEBUCK Honda Civic 1800 / Peugeot 205 GTi 1580							
STOP	IN TIME	DRIVER IN	STINT TIME	STOP TIME	TOTAL STOP TIME	OUT TIME	DRIVER OUT
1 -	02:14:06.549	ELY / ROEBUCK	17:53.163	1:35.750	1:35.750	02:15:42.299	ELY / ROEBUCK
-	Finish	ELY / ROEBUCK	21:17.229				

P3 112 A Manoj PATEL Honda Civic Type R 1998							
STOP	IN TIME	DRIVER IN	STINT TIME	STOP TIME	TOTAL STOP TIME	OUT TIME	DRIVER OUT
1 -	02:19:29.364	Manoj PATEL	23:15.978	1:32.669	1:32.669	02:21:02.033	Manoj PATEL
-	Finish	Manoj PATEL	15:57.868				

P4 234 B2 James WILSON Peugeot 206 GTi 1997							
STOP	IN TIME	DRIVER IN	STINT TIME	STOP TIME	TOTAL STOP TIME	OUT TIME	DRIVER OUT
1 -	02:14:15.408	James WILSON	18:02.022	1:34.296	1:34.296	02:15:49.704	James WILSON
-	Finish	James WILSON	21:35.580				

P5 59 TE Andrew MARSON Abarth Assetto Corse (T) 1398							
STOP	IN TIME	DRIVER IN	STINT TIME	STOP TIME	TOTAL STOP TIME	OUT TIME	DRIVER OUT
1 -	02:17:35.616	Andrew MARSON	21:22.230	1:33.323	1:33.323	02:19:08.939	Andrew MARSON
-	Finish	Andrew MARSON	18:31.783				

P6 6 TE Richard MARSON Abarth Assetto Corsa (T) 1400							
STOP	IN TIME	DRIVER IN	STINT TIME	STOP TIME	TOTAL STOP TIME	OUT TIME	DRIVER OUT
1 -	02:14:50.036	Richard MARSON	18:36.650	1:29.154	1:29.154	02:16:19.190	Richard MARSON
-	Finish	Richard MARSON	21:32.701				

P7 7 TD SELBY / HARRIS Ford Fiesta ST180 (T) 1600							
STOP	IN TIME	DRIVER IN	STINT TIME	STOP TIME	TOTAL STOP TIME	OUT TIME	DRIVER OUT
1 -	02:14:48.314	SELBY / HARRIS	18:34.928	1:45.665	1:45.665	02:16:33.979	SELBY / HARRIS
-	Finish	SELBY / HARRIS	21:40.903				

P8 999 TC FRANCIS / WORTLEY MINI Cooper S R53 (S/C) 1600							
STOP	IN TIME	DRIVER IN	STINT TIME	STOP TIME	TOTAL STOP TIME	OUT TIME	DRIVER OUT
1 -	02:14:51.798	FRANCIS / WORTLEY	18:38.412	1:30.004	1:30.004	02:16:21.802	FRANCIS / WORTLEY
-	Finish	FRANCIS / WORTLEY	21:54.800				

P9 155 B2 SPENCER / WALKER Renault Clio 172 1998							
STOP	IN TIME	DRIVER IN	STINT TIME	STOP TIME	TOTAL STOP TIME	OUT TIME	DRIVER OUT
1 -	02:16:50.837	SPENCER / WALKER	20:37.451	1:50.305	1:50.305	02:18:41.142	SPENCER / WALKER
-	Finish	SPENCER / WALKER	18:15.926				

CSCC 24 Hour Race Meeting - Anglesey - 1st/2nd July 2023

Co-ordsport Tin Tops / Puma Cup / Lohen Turbo Tin Tops

RACE 1c - PIT STOP ANALYSIS

P10	23 B2	BAKER / MELLOR						Renault Clio 172 2000
STOP	IN TIME	DRIVER IN	STINT TIME	STOP TIME	TOTAL STOP TIME	OUT TIME	DRIVER OUT	

1 -	02:18:28.249	BAKER / MELLOR	22:14.863	1:40.849	1:40.849	02:20:09.098	BAKER / MELLOR
-	Finish	BAKER / MELLOR	17:01.337				

P11	4 B2	NORTON / PLACE						Peugeot 206 GTi 2000 / Toyota Corolla T Sport
STOP	IN TIME	DRIVER IN	STINT TIME	STOP TIME	TOTAL STOP TIME	OUT TIME	DRIVER OUT	

1 -	02:16:52.883	NORTON / PLACE	20:39.497	1:37.709	1:37.709	02:18:30.592	NORTON / PLACE
-	Finish	NORTON / PLACE	18:55.471				

P12	159 TD	HOUSE / TATE						Renault Clio Cup Gen 4 (T) 1600
STOP	IN TIME	DRIVER IN	STINT TIME	STOP TIME	TOTAL STOP TIME	OUT TIME	DRIVER OUT	

1 -	02:14:53.681	HOUSE / TATE	18:40.295	2:03.501	2:03.501	02:16:57.182	HOUSE / TATE
-	Finish	HOUSE / TATE	20:39.257				

P13	55 E	FLETCHER / FLETCHER						Alfa Romeo 33 1800
STOP	IN TIME	DRIVER IN	STINT TIME	STOP TIME	TOTAL STOP TIME	OUT TIME	DRIVER OUT	

1 -	02:17:19.226	FLETCHER / FLETCHER	21:05.840	1:39.952	1:39.952	02:18:59.178	FLETCHER / FLETCHER
-	Finish	FLETCHER / FLETCHER	19:02.741				

P14	97 TD	SEAGERS / GRIMM						MINI Cooper S JCW R56 (T) 1600
STOP	IN TIME	DRIVER IN	STINT TIME	STOP TIME	TOTAL STOP TIME	OUT TIME	DRIVER OUT	

1 -	02:14:54.836	SEAGERS / GRIMM	18:41.450	1:59.009	1:59.009	02:16:53.845	SEAGERS / GRIMM
-	Finish	SEAGERS / GRIMM	21:26.811				

P15	196 PC	GLOVER / CHAPPELL						Ford Puma 1700
STOP	IN TIME	DRIVER IN	STINT TIME	STOP TIME	TOTAL STOP TIME	OUT TIME	DRIVER OUT	

1 -	02:12:02.020	GLOVER / CHAPPELL	15:48.634	1:30.452	1:30.452	02:13:32.472	GLOVER / CHAPPELL
-	Finish	GLOVER / CHAPPELL	24:59.044				

P16	12 TC	Stephen WARNER						MINI Cooper S R53 (S/C) 1600
STOP	IN TIME	DRIVER IN	STINT TIME	STOP TIME	TOTAL STOP TIME	OUT TIME	DRIVER OUT	

1 -	02:19:41.743	Stephen WARNER	23:28.357	1:38.480	1:38.480	02:21:20.223	Stephen WARNER
-	Finish	Stephen WARNER	17:12.151				

P17	66 B2	BRIAN / BOWCOCK						Renault Clio 172 2000
STOP	IN TIME	DRIVER IN	STINT TIME	STOP TIME	TOTAL STOP TIME	OUT TIME	DRIVER OUT	

1 -	02:13:30.555	BRIAN / BOWCOCK	17:17.169	2:09.526	2:09.526	02:15:40.081	BRIAN / BOWCOCK
-	Finish	BRIAN / BOWCOCK	21:23.414				

P18	110 PC	Gareth COTGROVE						Ford Puma 1700
STOP	IN TIME	DRIVER IN	STINT TIME	STOP TIME	TOTAL STOP TIME	OUT TIME	DRIVER OUT	

1 -	02:12:22.303	Gareth COTGROVE	16:08.917	1:30.901	1:30.901	02:13:53.204	Gareth COTGROVE
-	Finish	Gareth COTGROVE	23:24.678				

CSCC 24 Hour Race Meeting - Anglesey - 1st/2nd July 2023

Co-ordsport Tin Tops / Puma Cup / Lohen Turbo Tin Tops

RACE 1c - PIT STOP ANALYSIS

STOP	IN TIME	DRIVER IN	STINT TIME	STOP TIME	TOTAL STOP TIME	OUT TIME	DRIVER OUT
1 -	02:18:32.615	James MANNING	22:19.229	1:31.862	1:31.862	02:20:04.477	James MANNING
-	Finish	James MANNING	17:28.576				

STOP	IN TIME	DRIVER IN	STINT TIME	STOP TIME	TOTAL STOP TIME	OUT TIME	DRIVER OUT
1 -	02:06:33.773	KOEBERLE / EACOCK	10:20.387	2:12.890	2:12.890	02:08:46.663	KOEBERLE / EACOCK
-	Finish	KOEBERLE / EACOCK	28:58.973				

STOP	IN TIME	DRIVER IN	STINT TIME	STOP TIME	TOTAL STOP TIME	OUT TIME	DRIVER OUT
1 -	02:19:39.071	GRIFFITHS / MAINWARII	23:25.685	1:37.541	1:37.541	02:21:16.612	GRIFFITHS / MAINWARING
-	Finish	GRIFFITHS / MAINWAF	16:31.952				

STOP	IN TIME	DRIVER IN	STINT TIME	STOP TIME	TOTAL STOP TIME	OUT TIME	DRIVER OUT
1 -	02:14:44.759	BROWN / TURNER	18:31.373	2:58.496	2:58.496	02:17:43.255	BROWN / TURNER
-	Finish	BROWN / TURNER	19:18.742				

STOP	IN TIME	DRIVER IN	STINT TIME	STOP TIME	TOTAL STOP TIME	OUT TIME	DRIVER OUT
1 -	02:20:38.321	SALYER / ROGERSON	24:24.935	2:23.972	2:23.972	02:23:02.293	SALYER / ROGERSON
2 -	02:27:39.788	SALYER / ROGERSON	4:37.495	44.172	3:08.144	02:28:23.960	SALYER / ROGERSON
-	Finish	SALYER / ROGERSON	8:39.417				

STOP	IN TIME	DRIVER IN	STINT TIME	STOP TIME	TOTAL STOP TIME	OUT TIME	DRIVER OUT
1 -	02:09:56.293	Adam BROWN					Adam BROWN

CSCC 24 Hour Race Meeting - Anglesey - 1st/2nd July 2023

Co-ordsport Tin Tops / Puma Cup / Lohen Turbo Tin Tops

RACE 1c - STATISTICS

Competitors Started	24
Planned Start	2023-07-02 @ 01:50:00.000
Actual Start	2023-07-02 @ 01:56:13.385
Finish Time	2023-07-02 @ 02:36:47.752
Track Length	2.1000mi.
Total Laps	487
Total Distance Covered	1022.7000mi.

Session Fastest Lap History

NO	CL	NAME	LAP TIME	TIME OF DAY	LAP	VEHICLE
1	C	Adam BROWN	1:44.355	01:57:57.784	1	Ford Fiesta ST150 1999
1	C	Adam BROWN	1:41.868	01:59:39.650	2	Ford Fiesta ST150 1999
5	TA	Phill BRIGGS	1:41.783	02:01:22.215	3	Seat Leon (T) 1987

Session Leader History

NO	CL	NAME	FROM LAP	LAPS LED	DISTANCE	VEHICLE
1	C	Adam BROWN	1	8	16.80 miles	Ford Fiesta ST150 1999
59	TE	Andrew MARSON	9	4	8.40 miles	Abarth Assetto Corse (T) 1398
112	A	Manoj PATEL	13	1	2.10 miles	Honda Civic Type R 1998
5	TA	Phill BRIGGS	14	9	18.90 miles	Seat Leon (T) 1987

Flag History

TYPE	TIME OF DAY
GREEN	01:56:13.385
FINISH	02:36:47.752

Flag Statistics

TYPE	COUNT	TOTAL LAPS	TOTAL TIME
Green	1	22	42:25.078
Red	0	0	0.000
Safety Car	0	0	0.000
FCY	0	0	0.000

CSCC 24 Hour Race Meeting - Anglesey - 1st/2nd July 2023

Co-ordsport Tin Tops / Puma Cup / Lohen Turbo Tin Tops

RACE 1c - STATISTICS

CLASS : A

2 Starters

Fastest Lap History

NO	NAME	LAP TIME	TIME OF DAY	LAP	VEHICLE
112	Manoj PATEL	1:47.616	01:58:01.069	1	Honda Civic Type R 1998
112	Manoj PATEL	1:46.924	01:59:47.993	2	Honda Civic Type R 1998
112	Manoj PATEL	1:46.341	02:03:24.534	4	Honda Civic Type R 1998
112	Manoj PATEL	1:46.112	02:05:10.647	5	Honda Civic Type R 1998
112	Manoj PATEL	1:45.998	02:08:43.081	7	Honda Civic Type R 1998
112	Manoj PATEL	1:45.823	02:14:03.003	10	Honda Civic Type R 1998
112	Manoj PATEL	1:45.296	02:15:48.300	11	Honda Civic Type R 1998
112	Manoj PATEL	1:44.369	02:36:59.966	22	Honda Civic Type R 1998

Leader History

NO	NAME	FROM LAP	LAPS LED	DISTANCE	VEHICLE
112	Manoj PATEL	1	22	46.20 miles	Honda Civic Type R 1998

CSCC 24 Hour Race Meeting - Anglesey - 1st/2nd July 2023

Co-ordsport Tin Tops / Puma Cup / Lohen Turbo Tin Tops

RACE 1c - STATISTICS

CLASS : B2

5 Starters

Fastest Lap History

NO	NAME	LAP TIME	TIME OF DAY	LAP	VEHICLE
234	James WILSON	1:55.444	01:58:08.866	1	Peugeot 206 GTi 1997
234	James WILSON	1:46.938	01:59:55.803	2	Peugeot 206 GTi 1997
234	James WILSON	1:46.500	02:07:04.202	6	Peugeot 206 GTi 1997
234	James WILSON	1:46.420	02:08:50.623	7	Peugeot 206 GTi 1997
234	James WILSON	1:46.345	02:10:36.967	8	Peugeot 206 GTi 1997
234	James WILSON	1:45.938	02:32:03.801	19	Peugeot 206 GTi 1997

Leader History

NO	NAME	FROM LAP	LAPS LED	DISTANCE	VEHICLE
234	James WILSON	1	10	21.00 miles	Peugeot 206 GTi 1997
23	BAKER / MELLOR	11	2	4.20 miles	Renault Clio 172 2000
234	James WILSON	13	10	21.00 miles	Peugeot 206 GTi 1997

CSCC 24 Hour Race Meeting - Anglesey - 1st/2nd July 2023

Co-ordsport Tin Tops / Puma Cup / Lohen Turbo Tin Tops

RACE 1c - STATISTICS

CLASS : C

2 Starters

Fastest Lap History

NO	NAME	LAP TIME	TIME OF DAY	LAP	VEHICLE
1	Adam BROWN	1:44.355	01:57:57.784	1	Ford Fiesta ST150 1999
1	Adam BROWN	1:41.868	01:59:39.650	2	Ford Fiesta ST150 1999

Leader History

NO	NAME	FROM LAP	LAPS LED	DISTANCE	VEHICLE
1	Adam BROWN	1	8	16.80 miles	Ford Fiesta ST150 1999
69	GRIFFITHS / MAINWARING	9	11	23.10 miles	Ford Fiesta ST 2000

CSCC 24 Hour Race Meeting - Anglesey - 1st/2nd July 2023

Co-ordsport Tin Tops / Puma Cup / Lohen Turbo Tin Tops

RACE 1c - STATISTICS

CLASS : D

1 Starters

Fastest Lap History

NO	NAME	LAP TIME	TIME OF DAY	LAP	VEHICLE
2	ELY / ROEBUCK	1:52.261	01:58:05.674	1	Honda Civic 1800 / Peugeot 205 GTi 1580
2	ELY / ROEBUCK	1:48.777	01:59:54.452	2	Honda Civic 1800 / Peugeot 205 GTi 1580
2	ELY / ROEBUCK	1:48.525	02:01:42.977	3	Honda Civic 1800 / Peugeot 205 GTi 1580
2	ELY / ROEBUCK	1:46.559	02:03:29.535	4	Honda Civic 1800 / Peugeot 205 GTi 1580
2	ELY / ROEBUCK	1:46.160	02:07:02.770	6	Honda Civic 1800 / Peugeot 205 GTi 1580
2	ELY / ROEBUCK	1:45.379	02:08:48.149	7	Honda Civic 1800 / Peugeot 205 GTi 1580
2	ELY / ROEBUCK	1:44.506	02:12:18.207	9	Honda Civic 1800 / Peugeot 205 GTi 1580
2	ELY / ROEBUCK	1:44.456	02:29:59.460	18	Honda Civic 1800 / Peugeot 205 GTi 1580
2	ELY / ROEBUCK	1:44.347	02:31:43.807	19	Honda Civic 1800 / Peugeot 205 GTi 1580

Leader History

NO	NAME	FROM LAP	LAPS LED	DISTANCE	VEHICLE
2	ELY / ROEBUCK	1	22	46.20 miles	Honda Civic 1800 / Peugeot 205 GTi 1580

CSCC 24 Hour Race Meeting - Anglesey - 1st/2nd July 2023

Co-ordsport Tin Tops / Puma Cup / Lohen Turbo Tin Tops

RACE 1c - STATISTICS

CLASS : E

1 Starters

Fastest Lap History

NO	NAME	LAP TIME	TIME OF DAY	LAP	VEHICLE
55	FLETCHER / FLETCHER	2:03.841	01:58:17.267	1	Alfa Romeo 33 1800
55	FLETCHER / FLETCHER	1:55.194	02:00:12.461	2	Alfa Romeo 33 1800
55	FLETCHER / FLETCHER	1:53.091	02:02:05.551	3	Alfa Romeo 33 1800
55	FLETCHER / FLETCHER	1:52.730	02:03:58.281	4	Alfa Romeo 33 1800
55	FLETCHER / FLETCHER	1:52.358	02:22:45.410	13	Alfa Romeo 33 1800
55	FLETCHER / FLETCHER	1:52.240	02:26:31.430	15	Alfa Romeo 33 1800

Leader History

NO	NAME	FROM LAP	LAPS LED	DISTANCE	VEHICLE
55	FLETCHER / FLETCHER	1	21	44.10 miles	Alfa Romeo 33 1800

CSCC 24 Hour Race Meeting - Anglesey - 1st/2nd July 2023

Co-ordsport Tin Tops / Puma Cup / Lohen Turbo Tin Tops

RACE 1c - STATISTICS

CLASS : F

1 Starters

Fastest Lap History

NO	NAME	LAP TIME	TIME OF DAY	LAP	VEHICLE
88	SALYER / ROGERSON	2:14.018	01:58:27.438	1	Ford KA 1300
88	SALYER / ROGERSON	2:01.920	02:00:29.358	2	Ford KA 1300
88	SALYER / ROGERSON	2:00.683	02:02:30.042	3	Ford KA 1300
88	SALYER / ROGERSON	2:00.084	02:04:30.125	4	Ford KA 1300
88	SALYER / ROGERSON	1:59.644	02:08:30.043	6	Ford KA 1300
88	SALYER / ROGERSON	1:59.221	02:14:31.283	9	Ford KA 1300

Leader History

NO	NAME	FROM LAP	LAPS LED	DISTANCE	VEHICLE
88	SALYER / ROGERSON	1	18	37.80 miles	Ford KA 1300

CSCC 24 Hour Race Meeting - Anglesey - 1st/2nd July 2023

Co-ordsport Tin Tops / Puma Cup / Lohen Turbo Tin Tops

RACE 1c - STATISTICS

CLASS : PC

3 Starters

Fastest Lap History

NO	NAME	LAP TIME	TIME OF DAY	LAP	VEHICLE
196	GLOVER / CHAPPELL	2:08.467	01:58:21.898	1	Ford Puma 1700
110	Gareth COTGROVE	1:56.650	02:00:18.997	2	Ford Puma 1700
196	GLOVER / CHAPPELL	1:56.302	02:06:11.329	5	Ford Puma 1700
196	GLOVER / CHAPPELL	1:55.524	02:08:06.854	6	Ford Puma 1700
187	KOEBERLE / EACOCK	1:55.199	02:22:26.089	12	Ford Puma 1700
187	KOEBERLE / EACOCK	1:54.809	02:24:20.897	13	Ford Puma 1700
196	GLOVER / CHAPPELL	1:54.519	02:27:03.760	15	Ford Puma 1700
187	KOEBERLE / EACOCK	1:53.796	02:30:05.656	16	Ford Puma 1700

Leader History

NO	NAME	FROM LAP	LAPS LED	DISTANCE	VEHICLE
196	GLOVER / CHAPPELL	1	1	2.10 miles	Ford Puma 1700
110	Gareth COTGROVE	2	1	2.10 miles	Ford Puma 1700
196	GLOVER / CHAPPELL	3	19	39.90 miles	Ford Puma 1700

CSCC 24 Hour Race Meeting - Anglesey - 1st/2nd July 2023

Co-ordsport Tin Tops / Puma Cup / Lohen Turbo Tin Tops

RACE 1c - STATISTICS

CLASS : TA

1 Starters

Fastest Lap History

NO	NAME	LAP TIME	TIME OF DAY	LAP	VEHICLE
5	Phill BRIGGS	1:44.647	01:57:58.065	1	Seat Leon (T) 1987
5	Phill BRIGGS	1:42.367	01:59:40.433	2	Seat Leon (T) 1987
5	Phill BRIGGS	1:41.783	02:01:22.215	3	Seat Leon (T) 1987

Leader History

NO	NAME	FROM LAP	LAPS LED	DISTANCE	VEHICLE
5	Phill BRIGGS	1	22	46.20 miles	Seat Leon (T) 1987

CSCC 24 Hour Race Meeting - Anglesey - 1st/2nd July 2023

Co-ordsport Tin Tops / Puma Cup / Lohen Turbo Tin Tops

RACE 1c - STATISTICS

CLASS : TC

2 Starters

Fastest Lap History

NO	NAME	LAP TIME	TIME OF DAY	LAP	VEHICLE
999	FRANCIS / WORTLEY	1:56.176	01:58:09.590	1	MINI Cooper S R53 (S/C) 1600
999	FRANCIS / WORTLEY	1:51.335	02:00:00.924	2	MINI Cooper S R53 (S/C) 1600
999	FRANCIS / WORTLEY	1:51.236	02:01:52.160	3	MINI Cooper S R53 (S/C) 1600
999	FRANCIS / WORTLEY	1:50.865	02:05:35.011	5	MINI Cooper S R53 (S/C) 1600
999	FRANCIS / WORTLEY	1:50.607	02:07:25.618	6	MINI Cooper S R53 (S/C) 1600
999	FRANCIS / WORTLEY	1:50.252	02:09:15.870	7	MINI Cooper S R53 (S/C) 1600
999	FRANCIS / WORTLEY	1:49.697	02:20:01.271	12	MINI Cooper S R53 (S/C) 1600
999	FRANCIS / WORTLEY	1:49.691	02:23:41.199	14	MINI Cooper S R53 (S/C) 1600
999	FRANCIS / WORTLEY	1:49.214	02:29:14.255	17	MINI Cooper S R53 (S/C) 1600
999	FRANCIS / WORTLEY	1:47.982	02:32:51.881	19	MINI Cooper S R53 (S/C) 1600
999	FRANCIS / WORTLEY	1:47.301	02:38:16.630	22	MINI Cooper S R53 (S/C) 1600

Leader History

NO	NAME	FROM LAP	LAPS LED	DISTANCE	VEHICLE
999	FRANCIS / WORTLEY	1	10	21.00 miles	MINI Cooper S R53 (S/C) 1600
12	Stephen WARNER	11	2	4.20 miles	MINI Cooper S R53 (S/C) 1600
999	FRANCIS / WORTLEY	13	10	21.00 miles	MINI Cooper S R53 (S/C) 1600

CSCC 24 Hour Race Meeting - Anglesey - 1st/2nd July 2023

Co-ordsport Tin Tops / Puma Cup / Lohen Turbo Tin Tops

RACE 1c - STATISTICS

CLASS : TD

3 Starters

Fastest Lap History

NO	NAME	LAP TIME	TIME OF DAY	LAP	VEHICLE
7	SELBY / HARRIS	1:53.886	01:58:07.314	1	Ford Fiesta ST180 (T) 1600
7	SELBY / HARRIS	1:51.825	01:59:59.126	2	Ford Fiesta ST180 (T) 1600
159	HOUSE / TATE	1:50.898	02:00:03.042	2	Renault Clio Cup Gen 4 (T) 1600
97	SEAGERS / GRIMM	1:50.870	02:01:55.873	3	MINI Cooper S JCW R56 (T) 1600
7	SELBY / HARRIS	1:50.769	02:03:41.544	4	Ford Fiesta ST180 (T) 1600
159	HOUSE / TATE	1:50.607	02:03:45.458	4	Renault Clio Cup Gen 4 (T) 1600
97	SEAGERS / GRIMM	1:50.487	02:03:46.361	4	MINI Cooper S JCW R56 (T) 1600
159	HOUSE / TATE	1:50.378	02:07:26.453	6	Renault Clio Cup Gen 4 (T) 1600
7	SELBY / HARRIS	1:49.721	02:09:13.418	7	Ford Fiesta ST180 (T) 1600
7	SELBY / HARRIS	1:46.929	02:20:09.547	12	Ford Fiesta ST180 (T) 1600
7	SELBY / HARRIS	1:46.513	02:25:32.573	15	Ford Fiesta ST180 (T) 1600
7	SELBY / HARRIS	1:46.379	02:29:07.348	17	Ford Fiesta ST180 (T) 1600

Leader History

NO	NAME	FROM LAP	LAPS LED	DISTANCE	VEHICLE
7	SELBY / HARRIS	1	22	46.20 miles	Ford Fiesta ST180 (T) 1600

CSCC 24 Hour Race Meeting - Anglesey - 1st/2nd July 2023

Co-ordsport Tin Tops / Puma Cup / Lohen Turbo Tin Tops

RACE 1c - STATISTICS

CLASS : TE

3 Starters

Fastest Lap History

NO	NAME	LAP TIME	TIME OF DAY	LAP	VEHICLE
59	Andrew MARSON	1:49.267	01:58:02.686	1	Abarth Assetto Corse (T) 1398
59	Andrew MARSON	1:45.775	01:59:48.461	2	Abarth Assetto Corse (T) 1398
59	Andrew MARSON	1:45.065	02:14:01.457	10	Abarth Assetto Corse (T) 1398


Leader History

NO	NAME	FROM LAP	LAPS LED	DISTANCE	VEHICLE
59	Andrew MARSON	1	22	46.20 miles	Abarth Assetto Corse (T) 1398

CSCC 24 Hour Race Meeting - Anglesey - 1st/2nd July 2023

Co-ordsport Tin Tops / Puma Cup / Lohen Turbo Tin Tops

RACE 1d - GRID (40 minutes) - AMENDED

ROW 15		29	888 Andrew WINDMILL	
ROW 14	28	176 PHILLIPS / GRIFFITHS	27	21 Christopher HURWOOD
ROW 13	26	14 Steve PAPWORTH	25	3 David MARSON
ROW 12	24	1 Adam BROWN	23	88 SALYER / ROGERSON
ROW 11	22	78 BROWN / TURNER	21	69 GRIFFITHS / MAINWARING
ROW 10	20	187 KOEBERLE / EACOCK	19	124 James MANNING
ROW 9	18	110 Gareth COTGROVE	17	66 BRIAN / BOWCOCK
ROW 8	16	12 Stephen WARNER	15	196 GLOVER / CHAPPELL
ROW 7	14	97 SEAGERS / GRIMM	13	55 FLETCHER / FLETCHER
ROW 6	12	159 HOUSE / TATE	11	4 NORTON / PLACE
ROW 5	10	23 BAKER / MELLOR	9	155 SPENCER / WALKER
ROW 4	8	999 FRANCIS / WORTLEY	7	7 SELBY / HARRIS
ROW 3	6	6 Richard MARSON	5	59 Andrew MARSON
ROW 2	4	234 James WILSON	3	112 Manoj PATEL
ROW 1	2	2 ELY / ROEBUCK	1	5 Phill BRIGGS
Pole				
				

Anglesey International GP: 2.1000 miles

These results are provisional until the conclusion of any judicial and technical matters.

Clerk Of Course :	Stewards :	Timekeeper : Lisa Sneader
-------------------	------------	---------------------------



CSCC 24 Hour Race Meeting - Anglesey - 1st/2nd July 2023

Co-ordsport Tin Tops / Puma Cup / Lohen Turbo Tin Tops

RACE 1d - CLASSIFICATION

POS	NO	CL	PIC NAME	ENTRY	LAPS	TIME	GAP	DIFF	MPH	BEST	ON
1	888	A	1 Andrew WINDMILL	Honda Civic Type R Leggera 1998	23	40:50.476			70.95	1:40.164	15
2	112	A	2 Manoj PATEL	Honda Civic Type R 1998	23	40:58.443	7.967	7.967	70.72	1:41.780	13
3	5	TA	1 Phill BRIGGS	Seat Leon (T) 1987	23	41:21.938	31.462	23.495	70.05	1:41.640	5
4	2	D	1 ELY / ROEBUCK	Honda Civic 1800 / Peugeot 205 GTi 1580	23	41:42.207	51.731	20.269	69.49	1:43.712	18
5	3	TE	1 David MARSON	Abarth 500 (T) 1400	23	41:56.644	1:06.168	14.437	69.09	1:43.350	16
6	234	B2	1 James WILSON	Peugeot 206 GTi 1997	23	42:12.387	1:21.911	15.743	68.66	1:44.559	7
7	6*	TE	2 Richard MARSON	Abarth Assetto Corsa (T) 1400	23	42:29.225	1:38.749	16.838	68.20	1:44.508	11
8	1	C	1 Adam BROWN	Ford Fiesta ST150 1999	23	42:34.271	1:43.795	5.046	68.07	1:44.796	12
9	7	TD	1 SELBY / HARRIS	Ford Fiesta ST180 (T) 1600	22	40:57.956	1 Lap	1 Lap	67.66	1:43.866	13
10	59	TE	3 Andrew MARSON	Abarth Assetto Corse (T) 1398	22	41:26.275	1 Lap	28.319	66.89	1:46.724	9
11	21	C	2 Christopher HURWOOD	Ford Fiesta ST 2000	22	41:30.234	1 Lap	3.959	66.78	1:46.682	6
12	23	B2	2 BAKER / MELLOR	Renault Clio 172 2000	22	41:33.192	1 Lap	2.958	66.70	1:47.166	5
13	14	A	3 Steve PAPWORTH	Honda Civic Type R 1998	22	41:35.736	1 Lap	2.544	66.64	1:44.603	16
14	999	TC	1 FRANCIS / WORTLEY	MINI Cooper S R53 (S/C) 1600	22	41:54.036	1 Lap	18.300	66.15	1:47.562	6
15	155	B2	3 SPENCER / WALKER	Renault Clio 172 1998	22	42:35.264	1 Lap	41.228	65.08	1:48.244	4
16	124	TE	4 James MANNING	Abarth 500 Assetto Corse (T) 1400	21	40:56.965	2 Laps	1 Lap	64.61	1:48.612	7
17	187	PC	1 KOEBERLE / EACOCK	Ford Puma 1700	21	41:16.241	2 Laps	19.276	64.11	1:50.521	14
18	66	B2	4 BRIAN / BOWCOCK	Renault Clio 172 2000	21	41:18.707	2 Laps	2.466	64.04	1:51.285	21
19	12	TC	2 Stephen WARNER	MINI Cooper S R53 (S/C) 1600	21	41:26.118	2 Laps	7.411	63.85	1:50.759	3
20	196	PC	2 GLOVER / CHAPPELL	Ford Puma 1700	21	41:40.840	2 Laps	14.722	63.48	1:52.471	15
21	110	PC	3 Gareth COTGROVE	Ford Puma 1700	21	41:48.887	2 Laps	8.047	63.27	1:53.361	3
22	97*	TD	2 SEAGERS / GRIMM	MINI Cooper S JCW R56 (T) 1600	21	42:33.285	2 Laps	44.398	62.17	1:44.962	9
23	88	F	1 SALYER / ROGERSON	Ford KA 1300	20	42:40.541	3 Laps	1 Lap	59.05	1:58.365	8
24	69	C	3 GRIFFITHS / MAINWARING	Ford Fiesta ST 2000	19	41:31.318	4 Laps	1 Lap	57.65	2:03.239	15
25	159	TD	3 HOUSE / TATE	Renault Clio Cup Gen 4 (T) 1600	17	41:45.579	6 Laps	2 Laps	51.29	1:47.746	14

NOT CLASSIFIED

DNF	4	B2	NORTON / PLACE	Peugeot 206 GTi 2000 / Toyota Corolla T S	17	33:30.846	6 Laps		63.91	1:49.924	5
DNF	78	A	BROWN / TURNER	Honda Civic FN2 1998	17	35:48.155	6 Laps	2:17.309	59.82	1:57.429	17

FASTEST LAP

888	A	Andrew WINDMILL	Honda Civic Type R Leggera 1998	15	1:40.164	75.47 mph	121.46 kph
5	TA	Phill BRIGGS	Seat Leon (T) 1987	5	1:41.640	74.38 mph	119.70 kph
3	TE	David MARSON	Abarth 500 (T) 1400	16	1:43.350	73.14 mph	117.72 kph
2	D	ELY / ROEBUCK	Honda Civic 1800 / Peugeot 205 GTi 1580	18	1:43.712	72.89 mph	117.31 kph
7	TD	SELBY / HARRIS	Ford Fiesta ST180 (T) 1600	13	1:43.866	72.78 mph	117.13 kph
234	B2	James WILSON	Peugeot 206 GTi 1997	7	1:44.559	72.30 mph	116.36 kph
1	C	Adam BROWN	Ford Fiesta ST150 1999	12	1:44.796	72.14 mph	116.09 kph
999	TC	FRANCIS / WORTLEY	MINI Cooper S R53 (S/C) 1600	6	1:47.562	70.28 mph	113.11 kph
187	PC	KOEBERLE / EACOCK	Ford Puma 1700	14	1:50.521	68.40 mph	110.08 kph
88	F	SALYER / ROGERSON	Ford KA 1300	8	1:58.365	63.87 mph	102.78 kph

Car 6 - 30.04 second penalty applied for incorrect/short pit stop duration/pitting outside window ref Series Infringements

Car 97 - 35.81 second penalty applied for incorrect/short pit stop duration/pitting outside window ref Series Infringements

Weather / Track : Bright / Dry

These results are provisional until the conclusion of any judicial and technical matters.

Race Distance: 23 Laps / 48.30 miles

Anglesey International GP: 2.1000 miles

Date: 02/07/2023 Start: 08:48 Finish: 09:28

Clerk Of Course :

Stewards :

Timekeeper : Lisa Sneider



CSCC 24 Hour Race Meeting - Anglesey - 1st/2nd July 2023

Co-ordsport Tin Tops / Puma Cup / Lohen Turbo Tin Tops

RACE 1d - CLASSIFICATION BY CLASS

CLASS : Tin Tops - A

POS	NO	NAME	ENTRY	LAPS	TIME	GAP	DIFF	MPH	BEST	ON
1	888	Andrew WINDMILL	Honda Civic Type R Leggera 1998	23	40:50.476			70.95	1:40.164	15
2	112	Manoj PATEL	Honda Civic Type R 1998	23	40:58.443	7.967	7.967	70.72	1:41.780	13
3	14	Steve PAPWORTH	Honda Civic Type R 1998	22	41:35.736	1 Lap	1 Lap	66.64	1:44.603	16
DNF	78	BROWN / TURNER	Honda Civic FN2 1998	17	35:48.155	6 Laps	5 Laps	59.82	1:57.429	17

CLASS : Tin Tops - B2

POS	NO	NAME	ENTRY	LAPS	TIME	GAP	DIFF	MPH	BEST	ON
1	234	James WILSON	Peugeot 206 GTi 1997	23	42:12.387			68.66	1:44.559	7
2	23	BAKER / MELLOR	Renault Clio 172 2000	22	41:33.192	1 Lap	1 Lap	66.70	1:47.166	5
3	155	SPENCER / WALKER	Renault Clio 172 1998	22	42:35.264	1 Lap	1:02.072	65.08	1:48.244	4
4	66	BRIAN / BOWCOCK	Renault Clio 172 2000	21	41:18.707	2 Laps	1 Lap	64.04	1:51.285	21
DNF	4	NORTON / PLACE	Peugeot 206 GTi 2000 / Toyota Corol	17	33:30.846	6 Laps	4 Laps	63.91	1:49.924	5

CLASS : Tin Tops - C

POS	NO	NAME	ENTRY	LAPS	TIME	GAP	DIFF	MPH	BEST	ON
1	1	Adam BROWN	Ford Fiesta ST150 1999	23	42:34.271			68.07	1:44.796	12
2	21	Christopher HURWOOD	Ford Fiesta ST 2000	22	41:30.234	1 Lap	1 Lap	66.78	1:46.682	6
3	69	GRIFFITHS / MAINWARING	Ford Fiesta ST 2000	19	41:31.318	4 Laps	3 Laps	57.65	2:03.239	15

CLASS : Tin Tops - D

POS	NO	NAME	ENTRY	LAPS	TIME	GAP	DIFF	MPH	BEST	ON
1	2	ELY / ROEBUCK	Honda Civic 1800 / Peugeot 205 GTi	23	41:42.207			69.49	1:43.712	18

CLASS : Tin Tops - F

POS	NO	NAME	ENTRY	LAPS	TIME	GAP	DIFF	MPH	BEST	ON
1	88	SALYER / ROGERSON	Ford KA 1300	20	42:40.541			59.05	1:58.365	8

CLASS : Tin Tops - PC

POS	NO	NAME	ENTRY	LAPS	TIME	GAP	DIFF	MPH	BEST	ON
1	187	KOEBERLE / EACOCK	Ford Puma 1700	21	41:16.241			64.11	1:50.521	14
2	196	GLOVER / CHAPPELL	Ford Puma 1700	21	41:40.840	24.599	24.599	63.48	1:52.471	15
3	110	Gareth COTGROVE	Ford Puma 1700	21	41:48.887	32.646	8.047	63.27	1:53.361	3

CLASS : Turbo Tin Tops - TA

POS	NO	NAME	ENTRY	LAPS	TIME	GAP	DIFF	MPH	BEST	ON
1	5	Phill BRIGGS	Seat Leon (T) 1987	23	41:21.938			70.05	1:41.640	5

CLASS : Turbo Tin Tops - TC

POS	NO	NAME	ENTRY	LAPS	TIME	GAP	DIFF	MPH	BEST	ON
1	999	FRANCIS / WORTLEY	MINI Cooper S R53 (S/C) 1600	22	41:54.036			66.15	1:47.562	6
2	12	Stephen WARNER	MINI Cooper S R53 (S/C) 1600	21	41:26.118	1 Lap	1 Lap	63.85	1:50.759	3

CLASS : Turbo Tin Tops - TD

POS	NO	NAME	ENTRY	LAPS	TIME	GAP	DIFF	MPH	BEST	ON
1	7	SELBY / HARRIS	Ford Fiesta ST180 (T) 1600	22	40:57.956			67.66	1:43.866	13
2	97 *	SEAGERS / GRIMM	MINI Cooper S JCW R56 (T) 1600	21	42:33.285	1 Lap	1 Lap	62.17	1:44.962	9
3	159	HOUSE / TATE	Renault Clio Cup Gen 4 (T) 1600	17	41:45.579	5 Laps	4 Laps	51.29	1:47.746	14

Weather / Track : Bright / Dry

These results are provisional until the conclusion of any judicial and technical matters.

Race Distance: 23 Laps / 48.30 miles

Anglesey International GP: 2.1000 miles

Date: 02/07/2023 Start: 08:48 Finish: 09:28

Clerk Of Course :

Stewards :

Timekeeper : Lisa Sneader



CSCC 24 Hour Race Meeting - Anglesey - 1st/2nd July 2023

Co-ordsport Tin Tops / Puma Cup / Lohen Turbo Tin Tops

RACE 1d - CLASSIFICATION BY CLASS

CLASS : Turbo Tin Tops - TE

POS	NO	NAME	ENTRY	LAPS	TIME	GAP	DIFF	MPH	BEST	ON
1	3	David MARSON	Abarth 500 (T) 1400	23	41:56.644			69.09	1:43.350	16
2	6 *	Richard MARSON	Abarth Assetto Corsa (T) 1400	23	42:29.225	32.581	32.581	68.20	1:44.508	11
3	59	Andrew MARSON	Abarth Assetto Corse (T) 1398	22	41:26.275	1 Lap	1 Lap	66.89	1:46.724	9
4	124	James MANNING	Abarth 500 Assetto Corse (T) 1400	21	40:56.965	2 Laps	1 Lap	64.61	1:48.612	7

FASTEST LAP

888	A	Andrew WINDMILL	Honda Civic Type R Leggera 1998	15	1:40.164		75.47 mph	121.46 kph
5	TA	Phill BRIGGS	Seat Leon (T) 1987	5	1:41.640		74.38 mph	119.70 kph
3	TE	David MARSON	Abarth 500 (T) 1400	16	1:43.350		73.14 mph	117.72 kph
2	D	ELY / ROEBUCK	Honda Civic 1800 / Peugeot 205 GTi 1	18	1:43.712		72.89 mph	117.31 kph
7	TD	SELBY / HARRIS	Ford Fiesta ST180 (T) 1600	13	1:43.866		72.78 mph	117.13 kph
234	B2	James WILSON	Peugeot 206 GTi 1997	7	1:44.559		72.30 mph	116.36 kph
1	C	Adam BROWN	Ford Fiesta ST150 1999	12	1:44.796		72.14 mph	116.09 kph
999	TC	FRANCIS / WORTLEY	MINI Cooper S R53 (S/C) 1600	6	1:47.562		70.28 mph	113.11 kph
187	PC	KOEBERLE / EACOCK	Ford Puma 1700	14	1:50.521		68.40 mph	110.08 kph
88	F	SALYER / ROGERSON	Ford KA 1300	8	1:58.365		63.87 mph	102.78 kph

Car 6 - 30.04 second penalty applied for incorrect/short pit stop duration/pitting outside window ref Series Infringements

Car 97 - 35.81 second penalty applied for incorrect/short pit stop duration/pitting outside window ref Series Infringements

Weather / Track : Bright / Dry

These results are provisional until the conclusion of any judicial and technical matters.

Race Distance: 23 Laps / 48.30 miles
Anglesey International GP: 2.1000 miles
Date: 02/07/2023 Start: 08:48 Finish: 09:28

Clerk Of Course :	Stewards :	Timekeeper : Lisa Sneader
-------------------	------------	---------------------------

CSCC 24 Hour Race Meeting - Anglesey - 1st/2nd July 2023

Co-ordsport Tin Tops / Puma Cup / Lohen Turbo Tin Tops

RACE 1d - LAP CHART

LAP 1 @ 08:49:49.855			LAP 2 @ 08:51:32.478			LAP 3 @ 08:53:14.798			LAP 4 @ 08:54:58.251			LAP 5 @ 08:56:39.891		
NO	BEHIND	LAP TIME	NO	BEHIND	LAP TIME	NO	BEHIND	LAP TIME	NO	BEHIND	LAP TIME	NO	BEHIND	LAP TIME
5		1:46.284	5		1:42.623	5		1:42.320	5		1:43.453	5		1:41.640
112	0.848	1:47.132	112	1.790	1:43.565	112	2.681	1:43.211	112	1.719	1:42.491	69	1 Lap	2:04.834
2	1.130	1:47.414	2	2.720	1:44.213	2	4.365	1:43.965	2	4.921	1:44.009	112	2.546	1:42.467
234	2.848	1:49.132	6	6.024	1:45.711	6	9.352	1:45.648	6	10.961	1:45.062	2	8.019	1:44.738
6	2.936	1:49.220	234	7.423	1:47.198	234	10.300	1:45.197	888	11.153	1:41.460	888	10.739	1:41.226
7	5.091	1:51.375	7	11.159	1:48.691	888	13.146	1:42.535	234	12.562	1:45.715	6	14.240	1:44.919
59	5.744	1:52.028	888	12.931	1:44.267	7	17.497	1:48.658	1	19.853	1:44.968	234	15.572	1:44.650
999	7.051	1:53.335	999	13.899	1:49.471	1	18.338	1:45.694	7	21.905	1:47.861	1	23.574	1:45.361
23	8.057	1:54.341	23	14.451	1:49.017	23	19.832	1:47.701	3	22.309	1:45.421	7	27.389	1:47.124
4	9.294	1:55.578	1	14.964	1:45.781	3	20.341	1:46.230	23	24.010	1:47.631	3	28.077	1:47.408
97	9.555	1:55.839	59	15.337	1:52.216	97	22.303	1:48.834	97	24.359	1:45.509	23	29.536	1:47.166
155	10.294	1:56.578	97	15.789	1:48.857	14	22.817	1:47.284	14	24.851	1:45.487	97	29.822	1:47.103
159	11.171	1:57.455	3	16.431	1:45.300	999	23.645	1:52.066	999	29.117	1:48.925	14	30.262	1:47.051
888	11.287	1:57.571	14	17.853	1:45.849	155	25.034	1:49.070	155	29.825	1:48.244	999	36.077	1:48.600
1	11.806	1:58.090	155	18.284	1:50.613	59	27.449	1:54.432	59	32.736	1:48.740	155	37.444	1:49.259
12	13.663	1:59.947	4	19.618	1:52.947	4	28.158	1:50.860	4	35.140	1:50.435	59	41.017	1:49.921
3	13.754	2:00.038	12	22.513	1:51.473	12	30.952	1:50.759	21	36.663	1:48.373	21	42.928	1:47.905
14	14.627	2:00.911	21	25.404	1:49.335	21	31.743	1:48.659	12	39.169	1:51.670	4	43.424	1:49.924
66	16.943	2:03.227	66	28.243	1:53.923	66	39.305	1:53.382	66	48.186	1:52.334	12	48.877	1:51.348
110	17.815	2:04.099	110	29.303	1:54.111	110	40.344	1:53.361	124	49.927	1:51.027	66	59.042	1:52.496
21	18.692	2:04.976	124	31.338	1:53.310	124	42.353	1:53.335	110	50.820	1:53.929	124	59.371	1:51.084
196	19.554	2:05.838	196	32.958	1:56.027	196	44.695	1:54.057	159	51.366	1:49.371	159	1:00.189	1:50.463
124	20.651	2:06.935	187	34.552	1:55.020	159	45.448	1:50.296	196	55.445	1:54.203	110	1:04.122	1:54.942
187	22.155	2:08.439	159	37.472	2:08.924	187	46.333	1:54.101	187	56.829	1:53.949	196	1:07.313	1:53.508
88	26.034	2:12.318	88	42.553	1:59.142	88	59.199	1:58.966	88	1:14.745	1:58.999	187	1:08.903	1:53.714
78	27.265	2:13.549	78	44.303	1:59.661	78	1:01.415	1:59.432	78	1:16.191	1:58.229	88	1:32.022	1:58.917
69	33.777	2:20.061	69	57.467	2:06.313	69	1:20.437	2:05.290				78	1:32.984	1:58.433

CSCC 24 Hour Race Meeting - Anglesey - 1st/2nd July 2023

Co-ordsport Tin Tops / Puma Cup / Lohen Turbo Tin Tops

RACE 1d - LAP CHART

LAP 6 @ 08:58:22.064			LAP 7 @ 09:00:05.214			LAP 8 @ 09:01:49.056			LAP 9 @ 09:03:31.061			LAP 10 @ 09:05:13.706		
NO	BEHIND	LAP TIME	NO	BEHIND	LAP TIME	NO	BEHIND	LAP TIME	NO	BEHIND	LAP TIME	NO	BEHIND	LAP TIME
5		1:42.173	5		1:43.150	112		1:42.102	112		1:42.005	112		1:42.645
112	2.447	1:42.074	112	1.740	1:42.443	5	0.071	1:43.913 P	2	1 Lap	1:46.237	196	1 Lap	1:54.680
888	9.858	1:41.292	78	1 Lap	1:59.127	2	1 Lap	3:20.257	234	25.692	1:46.400 P	110	1 Lap	1:56.185 P
2	12.500	1:46.654 P	88	1 Lap	2:00.833	888	6.147	1:42.421 P	1	32.360	1:45.019	6	1 Lap	3:15.016
6	17.065	1:44.998	888	7.568	1:40.860	6	21.158	1:46.215 P	3	37.044	1:44.987	2	1 Lap	1:45.745
234	18.217	1:44.818	6	18.785	1:44.870	234	21.297	1:45.513	78	1 Lap	1:58.000	1	36.535	1:46.820 P
69	1 Lap	2:05.646	234	19.626	1:44.559	78	1 Lap	1:59.422	88	1 Lap	1:58.365	7	1 Lap	3:18.990
1	26.326	1:44.925	1	28.305	1:45.129	88	1 Lap	2:00.950	21	1 Lap	3:14.861	3	41.665	1:47.266 P
3	31.092	1:45.188	3	32.844	1:44.902	1	29.346	1:44.883	97	45.526	1:44.962	21	1 Lap	1:48.321
7	32.545	1:47.329	7	38.248	1:48.853	3	34.062	1:45.060	23	50.234	1:47.904	23	56.008	1:48.419
23	34.971	1:47.608	97	39.011	1:47.014	97	42.569	1:47.400	999	58.922	1:49.651	88	1 Lap	1:58.974
97	35.147	1:47.498	14	39.776	1:47.154	7	44.202	1:49.796 P	59	1:01.639	1:46.724	78	1 Lap	2:03.380 P
14	35.772	1:47.683	23	40.450	1:48.629	23	44.335	1:47.727	155	1:04.736	1:49.507	97	1:01.246	1:58.365 P
999	41.466	1:47.562	69	1 Lap	2:04.495	14	44.466	1:48.532	4	1:13.554	1:50.140	999	1:04.151	1:47.874
155	44.964	1:49.693	999	46.849	1:48.533	999	51.276	1:48.269	12	1:26.329	1:53.106	59	1:06.897	1:47.903
21	47.437	1:46.682	155	50.703	1:48.889	59	56.920	1:48.182	124	1:27.945	1:50.588	155	1:11.717	1:49.626
59	47.965	1:49.121	59	52.580	1:47.765	155	57.234	1:50.373	14	1:30.879	2:28.418	4	1:21.837	1:50.928
4	51.315	1:50.064	21	53.557	1:49.270 P	4	1:05.419	1:50.696	159	1:31.997	1:53.690 P	12	1:35.430	1:51.746
12	58.647	1:51.943	4	58.565	1:50.400	69	1 Lap	2:05.775	69	1 Lap	2:08.129	124	1:36.279	1:50.979
124	1:08.617	1:51.419	12	1:07.128	1:51.631	12	1:15.228	1:51.942	187	1 Lap	3:27.165	5	1:37.339	1:42.482
66	1:09.470	1:52.601	124	1:14.079	1:48.612	124	1:19.362	1:49.125	5	1:37.502	3:19.436	888	1:37.610	1:41.732
159	1:10.121	1:52.105	159	1:15.007	1:48.036	159	1:20.312	1:49.147	888	1:38.523	3:14.381	14	1:41.172	1:52.938
110	1:15.848	1:53.899	66	1:19.702	1:53.382	66	1:28.529	1:52.669	66	1:40.284	1:53.760			
196	1:18.209	1:53.069	110	1:26.301	1:53.603	110	1:36.377	1:53.918						
187	1:20.235	1:53.505	196	1:27.760	1:52.701	196	1:36.832	1:52.914						
			187	1:33.407	1:56.322 P									

CSCC 24 Hour Race Meeting - Anglesey - 1st/2nd July 2023

Co-ordsport Tin Tops / Puma Cup / Lohen Turbo Tin Tops

RACE 1d - LAP CHART

LAP 11 @ 09:06:55.910			LAP 12 @ 09:08:39.211			LAP 13 @ 09:10:20.991			LAP 14 @ 09:12:03.729			LAP 15 @ 09:15:15.160		
NO	BEHIND	LAP TIME	NO	BEHIND	LAP TIME	NO	BEHIND	LAP TIME	NO	BEHIND	LAP TIME	NO	BEHIND	LAP TIME
112		1:42.204	112		1:43.301	112		1:41.780	112		1:42.738 P	112		3:11.431
187	2 Laps	1:52.909	124	1 Lap	1:52.719	124	1 Lap	1:52.797 P	14	2 Laps	3:22.951	999	1 Lap	1:54.147
66	1 Lap	1:55.598	14	1 Lap	1:48.187 P	12	1 Lap	1:52.392	159	2 Laps	1:51.648	888	1.647	1:40.164
6	1 Lap	1:45.162	12	1 Lap	1:56.139	6	1 Lap	1:45.086	6	1 Lap	1:45.235	5	8.995	1:42.578
234	1 Lap	3:15.068	110	2 Laps	3:25.314	110	2 Laps	1:53.969	2	1 Lap	1:44.466	155	1 Lap	1:52.839
2	1 Lap	1:45.271	187	2 Laps	1:51.009	2	1 Lap	1:44.307	234	1 Lap	1:45.842	14	1 Lap	1:45.373
69	2 Laps	2:08.124	6	1 Lap	1:44.508	187	2 Laps	1:52.568	187	2 Laps	1:52.932	4	1 Lap	1:52.490
196	1 Lap	1:54.916 P	2	1 Lap	1:44.914	234	1 Lap	1:44.894	12	1 Lap	1:58.229 P	159	1 Lap	1:47.746
7	1 Lap	1:45.207	234	1 Lap	1:45.843	196	2 Laps	3:27.916	110	2 Laps	1:55.273	78	2 Laps	1:57.498
21	1 Lap	1:48.176	66	1 Lap	1:54.908	1	1 Lap	1:44.796	196	2 Laps	1:53.527	2	38.205	1:43.756
23	1:03.625	1:49.821 P	1	1 Lap	3:19.095	3	1 Lap	1:43.688	3	1 Lap	1:43.644	6	40.559	1:45.540
59	1:12.857	1:48.164	3	1 Lap	3:15.998	66	1 Lap	1:55.179 P	1	1 Lap	1:45.745	124	1 Lap	1:53.020
88	1 Lap	1:58.884	69	2 Laps	2:07.550 P	7	1 Lap	1:43.962	7	1 Lap	1:43.866	234	45.160	1:47.202
999	1:14.734	1:52.787 P	7	1 Lap	1:44.999	97	1 Lap	1:51.245	69	3 Laps	3:38.963	12	1 Lap	3:28.633
155	1:20.783	1:51.270 P	97	1 Lap	3:14.817	23	1 Lap	3:26.557	97	1 Lap	1:50.259	3	52.953	1:45.269
159	1 Lap	3:24.397	21	1 Lap	1:47.303	21	1 Lap	1:49.331	23	1 Lap	1:49.226	1	55.252	1:45.618
4	1:31.569	1:51.936 P	78	2 Laps	3:42.324	999	1 Lap	3:22.542	21	1 Lap	1:49.113	88	2 Laps	2:07.092
888	1:36.812	1:41.406	59	1:19.057	1:49.501 P	155	1 Lap	3:29.013	59	1 Lap	3:20.267	66	1 Lap	1:53.171
5	1:38.270	1:43.135	888	1:34.630	1:41.119	78	2 Laps	1:58.472	999	1 Lap	1:48.834	187	1 Lap	1:50.521
			88	1 Lap	2:04.635 P	4	1 Lap	3:27.528	888	1:32.914	1:41.547	7	1:05.014	1:45.894
			159	1 Lap	1:49.122	888	1:34.105	1:41.255	155	1 Lap	1:52.739	196	1 Lap	1:54.296
			5	1:37.459	1:42.490	5	1:38.159	1:42.480	5	1:37.848	1:42.427	110	1 Lap	1:55.655
									4	1 Lap	1:54.568	97	1:35.849	1:49.539
									14	1 Lap	1:45.192	23	1:37.348	1:48.523
									78	2 Laps	1:59.680	21	1:38.078	1:48.479
									159	1 Lap	1:48.292	59	1:38.969	1:47.496
									88	2 Laps	3:50.206			
									124	1 Lap	3:31.181			
									2	2:05.880	1:43.848			
									6	2:06.450	1:44.958			
									234	2:09.389	1:44.718			
									66	1 Lap	3:23.131			
									3	2:19.115	1:44.143			
									1	2:21.065	1:44.917			
									187	1 Lap	1:51.336			
									110	1 Lap	1:53.900			
									196	1 Lap	1:53.656			
									7	2:30.551	1:43.998			
									97	2:57.741	1:50.197			
									69	2 Laps	2:03.967			
									23	3:00.256	1:48.667			
									21	3:01.030	1:48.883			
									59	3:02.904	1:48.098			

CSCC 24 Hour Race Meeting - Anglesey - 1st/2nd July 2023

Co-ordsport Tin Tops / Puma Cup / Lohen Turbo Tin Tops

RACE 1d - LAP CHART

LAP 16 @ 09:16:57.705			LAP 17 @ 09:18:40.258			LAP 18 @ 09:20:21.481			LAP 19 @ 09:22:03.670			LAP 20 @ 09:23:45.114		
NO	BEHIND	LAP TIME	NO	BEHIND	LAP TIME	NO	BEHIND	LAP TIME	NO	BEHIND	LAP TIME	NO	BEHIND	LAP TIME
112		1:42.545	888		1:42.274	888		1:41.223	888		1:42.189	888		1:41.444
888	0.279	1:41.177	112	1.052	1:43.605	88	3 Laps	2:05.426	196	2 Laps	1:54.049	112	6.455	1:42.884
69	3 Laps	2:04.216	97	1 Lap	1:51.776	112	2.547	1:42.718	112	5.015	1:44.657	78	3 Laps	1:57.429
999	1 Lap	1:51.300	21	1 Lap	1:50.117	59	1 Lap	1:47.136	110	2 Laps	1:55.913	196	2 Laps	1:53.894
5	10.358	1:43.908	59	1 Lap	1:49.663	21	1 Lap	1:49.456	59	1 Lap	1:47.003	110	2 Laps	1:54.996
14	1 Lap	1:44.991	23	1 Lap	1:52.382	23	1 Lap	1:49.347	21	1 Lap	1:47.930	59	1 Lap	1:47.134
155	1 Lap	1:52.545	5	13.359	1:45.554	5	17.795	1:45.659	23	1 Lap	1:48.248	21	1 Lap	1:47.246
159	1 Lap	1:49.269	999	1 Lap	1:52.563	999	1 Lap	1:50.924	5	20.503	1:44.897	5	23.758	1:44.699
4	1 Lap	1:52.651	14	1 Lap	1:44.603	14	1 Lap	1:45.431	88	3 Laps	2:04.910	23	1 Lap	1:49.312
2	39.416	1:43.756	69	3 Laps	2:05.524	97	1 Lap	2:14.270	14	1 Lap	1:45.697	14	1 Lap	1:44.932
6	43.123	1:45.109	155	1 Lap	1:51.475	2	43.246	1:43.712	999	1 Lap	1:51.039	999	1 Lap	1:48.603
234	47.832	1:45.217	2	40.757	1:43.894	155	1 Lap	1:51.843	2	45.571	1:44.514	88	3 Laps	2:04.949
78	2 Laps	1:58.432	4	1 Lap	1:52.285	6	52.880	1:46.518	6	55.900	1:45.209	2	47.871	1:43.744
124	1 Lap	1:50.030	6	47.585	1:47.015	69	3 Laps	2:03.239	155	1 Lap	1:56.275	6	1:00.670	1:46.214
3	53.758	1:43.350	234	50.404	1:45.125	234	55.886	1:46.705	3	1:00.180	1:44.259	3	1:02.592	1:43.856
1	58.296	1:45.589	3	55.420	1:44.215	3	58.110	1:43.913	234	1:00.884	1:47.187	234	1:05.954	1:46.514
12	1 Lap	1:54.048	124	1 Lap	1:51.586	1	1:07.778	1:45.836	97	1 Lap	2:17.535	155	1 Lap	1:54.815
66	1 Lap	1:52.055	1	1:03.165	1:47.422	124	1 Lap	1:52.000	1	1:11.885	1:46.296	1	1:18.794	1:48.353
7	1:08.126	1:45.657	78	2 Laps	2:00.998	4	1 Lap	2:07.416 P	69	3 Laps	2:03.749	124	1 Lap	1:51.106
187	1 Lap	1:51.019	12	1 Lap	1:53.376	7	1:23.926	1:52.591	124	1 Lap	1:52.600	69	3 Laps	2:05.314
88	2 Laps	2:04.731	7	1:12.558	1:46.985	12	1 Lap	1:54.597	7	1:31.577	1:49.840	7	1:39.816	1:49.683
196	1 Lap	1:52.471	66	1 Lap	1:52.545	66	1 Lap	1:53.829	12	1 Lap	1:54.080			
110	1 Lap	1:53.867	187	1 Lap	1:50.814	187	1 Lap	1:53.432	66	1 Lap	1:52.262			
			196	1 Lap	1:53.399	78	2 Laps	2:04.089	187	1 Lap	1:52.481			
			110	1 Lap	1:54.368									

CSCC 24 Hour Race Meeting - Anglesey - 1st/2nd July 2023

Co-ordsport Tin Tops / Puma Cup / Lohen Turbo Tin Tops

RACE 1d - LAP CHART

LAP 21 @ 09:25:27.068			LAP 22 @ 09:27:08.872			LAP 23 @ 09:28:54.047		
NO	BEHIND	LAP TIME	NO	BEHIND	LAP TIME	NO	BEHIND	LAP TIME
888		1:41.954	888		1:41.804	888		1:45.175
97	2 Laps	2:17.883	124	2 Laps	1:52.590	124	2 Laps	1:50.922
112	6.685	1:42.184	7	1 Lap	1:49.329	7	1 Lap	1:47.268
12	2 Laps	1:56.084	112	9.458	1:44.577	112	7.967	1:43.684
187	2 Laps	1:52.720	187	2 Laps	1:51.440	187	2 Laps	1:50.845
66	2 Laps	1:53.957	69	4 Laps	2:05.848	66	2 Laps	1:51.285
5	25.348	1:43.544	66	2 Laps	1:53.013	5	31.462	1:47.683
196	2 Laps	1:54.689	12	2 Laps	1:56.653	12	2 Laps	1:56.322
59	1 Lap	1:48.893	5	28.954	1:45.410	59	1 Lap	1:47.789
21	1 Lap	1:49.360	59	1 Lap	1:48.099	21	1 Lap	1:48.229
23	1 Lap	1:47.867	97	2 Laps	2:12.590	69	4 Laps	2:04.281
110	2 Laps	1:56.567	21	1 Lap	1:48.229	23	1 Lap	1:48.846
14	1 Lap	1:44.749	23	1 Lap	1:48.253	14	1 Lap	1:47.332
2	50.257	1:44.340	196	2 Laps	1:55.493	196	2 Laps	1:55.537
999	1 Lap	1:49.222	14	1 Lap	1:44.991	2	51.731	1:44.517
6	1:04.129	1:45.413	159	6 Laps	10:20.535	159	6 Laps	1:55.083
3	1:04.473	1:43.835	110	2 Laps	1:55.737	110	2 Laps	1:55.281
88	3 Laps	2:04.634	2	52.389	1:43.936	999	1 Lap	1:48.279
234	1:11.049	1:47.049	999	1 Lap	1:49.510	3	1:06.168	1:44.741
1	1:24.780	1:47.940	3	1:06.602	1:43.933	97	2 Laps	2:15.983
155	1 Lap	1:55.067	6	1:08.502	1:46.177	6	1:08.709	1:45.382
			234	1:17.654	1:48.409	234	1:21.911	1:49.432
			88	3 Laps	2:03.858	1	1:43.795	1:50.520
			1	1:38.450	1:55.474	155	1 Lap	1:50.714
			155	1 Lap	1:54.817	88	3 Laps	2:03.752

CSCC 24 Hour Race Meeting - Anglesey - 1st/2nd July 2023

Co-ordsport Tin Tops / Puma Cup / Lohen Turbo Tin Tops

RACE 1d - POSITION CHART

No	Name	Lap Pos																							
			1	2	3	4	5	6	7	8	9	10	11	12	13	14	15	16	17	18	19	20	21	22	23
5	BRIGGS	1	5	5	5	5	5	5	5	5	112	112	112	112	112	112	112	112	888	888	888	888	888	888	888
2	ELY / ROEBUCK	2	112	112	112	112	112	112	112	5	234	1	23	59	888	888	888	888	112	112	112	112	112	112	112
112	PATEL	3	2	2	2	2	2	888	888	888	1	3	59	888	5	5	5	5	5	5	5	5	5	5	
234	WILSON	4	234	6	6	6	888	2	6	6	3	23	999	5	6	2	2	2	2	2	2	2	2	2	
59	MARSON	5	6	234	234	888	6	6	234	234	97	97	155	124	2	6	6	6	6	6	6	6	6	3	
6	MARSON	6	7	7	888	234	234	234	1	1	23	999	4	12	234	234	234	234	234	234	3	3	3	6	
7	SELBY / HARRIS	7	59	888	7	1	1	1	3	3	999	59	888	6	12	3	3	3	3	3	3	234	234	234	
999	FRANCIS / WORTLEY	8	999	999	1	7	7	3	7	97	59	155	5	2	3	1	1	1	1	1	1	1	1		
155	SPENCER / WALKER	9	23	23	23	3	3	7	97	7	155	4	124	234	1	7	7	7	7	7	7	7	7		
23	BAKER / MELLOR	10	4	1	3	23	23	23	14	23	4	12	14	1	7	97	97	97	59	59	59	59	59		
4	NORTON / PLACE	11	97	59	97	97	97	97	23	14	12	124	12	3	97	23	23	21	21	21	21	21	21		
159	HOUSE / TATE	12	155	97	14	14	14	14	999	999	124	5	6	66	23	21	21	59	23	23	23	23	23		
97	SEAGERS / GRIMM	13	159	3	999	999	999	999	155	59	14	888	2	7	21	59	59	23	999	14	14	14	14		
196	GLOVER / CHAPPELL	14	888	14	155	155	155	155	59	155	159	14	234	97	59	999	999	999	14	999	999	999	999		
12	WARNER	15	1	155	59	59	59	21	21	4	5	66	66	23	999	155	14	14	97	155	155	155	155		
66	BRIAN / BOWCOCK	16	12	4	4	4	21	59	4	12	888	6	1	21	155	14	155	155	155	97	124	124	124		
110	COTGROVE	17	3	12	12	21	4	4	12	124	66	234	3	999	4	4	159	4	124	124	97	187	187		
124	MANNING	18	14	21	21	12	12	12	124	159	196	2	7	155	14	159	4	124	4	12	12	66	66		
187	KOEBERLE / EACOCK	19	66	66	66	66	66	124	159	66	110	196	97	4	159	124	124	12	12	66	187	12	12		
69	GRIFFITHS / MAINWAR	20	110	110	110	124	124	66	66	110	6	7	21	14	124	12	12	66	66	187	66	97	196		
78	BROWN / TURNER	21	21	124	124	110	159	159	110	196	2	21	88	159	66	66	66	187	187	196	196	196	110		
88	SALYER / ROGERSON	22	196	196	196	159	110	110	196	2	7	88	159	187	187	187	187	196	196	110	110	110	97		
1	BROWN	23	124	187	159	196	196	196	187	78	21	159	110	110	110	196	196	110	110	88	88	88	88		
3	MARSON	24	187	159	187	187	187	187	2	88	88	110	187	196	196	110	110	78	78	69	69				
14	PAPWORTH	25	88	88	88	88	88	78	78	21	78	187	196	78	78	78	78	88	88						
21	HURWOOD	26	78	78	78	78	78	88	88	69	187	69	78	88	88	88	88	69	69						
888	WINDMILL	27	69	69	69	69	69	69	69	187	69	78	69	69	69	69	69	159	159						

CSCC 24 Hour Race Meeting - Anglesey - 1st/2nd July 2023

Co-ordsport Tin Tops / Puma Cup / Lohen Turbo Tin Tops

RACE 1d - LAP ANALYSIS

DIFF = Difference To Personal Best Lap

P1 888 Andrew WINDMILL				
LAP	LAP TIME	DIFF	MPH	TIME OF DAY
1 -	1:57.571	17.407	64.30	08:50:01.142
2 -	1:44.267	4.103	72.50	08:51:45.409
3 -	1:42.535	2.371	73.73	08:53:27.944
4 -	1:41.460	1.296	74.51	08:55:09.404
5 -	1:41.226	1.062	74.68	08:56:50.630
6 -	1:41.292	1.128	74.63	08:58:31.922
7 -	1:40.860 (2)	0.696	74.95	09:00:12.782
8 -	1:42.421 P	2.257	73.81	09:01:55.203
9 -	3:14.381	1:34.217	38.89	09:05:09.584
10 -	1:41.732	1.568	74.31	09:06:51.316
11 -	1:41.406	1.242	74.55	09:08:32.722
12 -	1:41.119 (3)	0.955	74.76	09:10:13.841
13 -	1:41.255	1.091	74.66	09:11:55.096
14 -	1:41.547	1.383	74.44	09:13:36.643
15 -	1:40.164 (1)		75.47	09:15:16.807
16 -	1:41.177	1.013	74.72	09:16:57.984
17 -	1:42.274	2.110	73.91	09:18:40.258
18 -	1:41.223	1.059	74.68	09:20:21.481
19 -	1:42.189	2.025	73.98	09:22:03.670
20 -	1:41.444	1.280	74.52	09:23:45.114
21 -	1:41.954	1.790	74.15	09:25:27.068
22 -	1:41.804	1.640	74.26	09:27:08.872
23 -	1:45.175	5.011	71.88	09:28:54.047

P2 112 Manoj PATEL				
LAP	LAP TIME	DIFF	MPH	TIME OF DAY
1 -	1:47.132	5.352	70.56	08:49:50.703
2 -	1:43.565	1.785	72.99	08:51:34.268
3 -	1:43.211	1.431	73.24	08:53:17.479
4 -	1:42.491	0.711	73.76	08:54:59.970
5 -	1:42.467	0.687	73.77	08:56:42.437
6 -	1:42.074 (3)	0.294	74.06	08:58:24.511
7 -	1:42.443	0.663	73.79	09:00:06.954
8 -	1:42.102	0.322	74.04	09:01:49.056
9 -	1:42.005 (2)	0.225	74.11	09:03:31.061
10 -	1:42.645	0.865	73.65	09:05:13.706
11 -	1:42.204	0.424	73.96	09:06:55.910
12 -	1:43.301	1.521	73.18	09:08:39.211
13 -	1:41.780 (1)		74.27	09:10:20.991
14 -	1:42.738 P	0.958	73.58	09:12:03.729
15 -	3:11.431	1:29.651	39.49	09:15:15.160
16 -	1:42.545	0.765	73.72	09:16:57.705
17 -	1:43.605	1.825	72.96	09:18:41.310
18 -	1:42.718	0.938	73.59	09:20:24.028
19 -	1:44.657	2.877	72.23	09:22:08.685
20 -	1:42.884	1.104	73.48	09:23:51.569
21 -	1:42.184	0.404	73.98	09:25:33.753
22 -	1:44.577	2.797	72.29	09:27:18.330
23 -	1:43.684	1.904	72.91	09:29:02.014

P3 5 Phill BRIGGS				
LAP	LAP TIME	DIFF	MPH	TIME OF DAY
1 -	1:46.284	4.644	71.12	08:49:49.855
2 -	1:42.623	0.983	73.66	08:51:32.478
3 -	1:42.320 (3)	0.680	73.88	08:53:14.798
4 -	1:43.453	1.813	73.07	08:54:58.251
5 -	1:41.640 (1)		74.38	08:56:39.891
6 -	1:42.173 (2)	0.533	73.99	08:58:22.064
7 -	1:43.150	1.510	73.29	09:00:05.214
8 -	1:43.913 P	2.273	72.75	09:01:49.127
9 -	3:19.436	1:37.796	37.90	09:05:08.563

DIFF = Difference To Personal Best Lap

10 -	1:42.482	0.842	73.76	09:06:51.045
11 -	1:43.135	1.495	73.30	09:08:34.180
12 -	1:42.490	0.850	73.76	09:10:16.670
13 -	1:42.480	0.840	73.77	09:11:59.150
14 -	1:42.427	0.787	73.80	09:13:41.577
15 -	1:42.578	0.938	73.70	09:15:24.155
16 -	1:43.908	2.268	72.75	09:17:08.063
17 -	1:45.554	3.914	71.62	09:18:53.617
18 -	1:45.659	4.019	71.55	09:20:39.276
19 -	1:44.897	3.257	72.07	09:22:24.173
20 -	1:44.699	3.059	72.20	09:24:08.872
21 -	1:43.544	1.904	73.01	09:25:52.416
22 -	1:45.410	3.770	71.71	09:27:37.826
23 -	1:47.683	6.043	70.20	09:29:25.509

P4 2 ELY / ROEBUCK				
LAP	LAP TIME	DIFF	MPH	TIME OF DAY
1 -	1:47.414	3.702	70.38	08:49:50.985
2 -	1:44.213	0.501	72.54	08:51:35.198
3 -	1:43.965	0.253	72.71	08:53:19.163
4 -	1:44.009	0.297	72.68	08:55:03.172
5 -	1:44.738	1.026	72.18	08:56:47.910
6 -	1:46.654 P	2.942	70.88	08:58:34.564
7 -	3:20.257	1:36.545	37.75	09:01:54.821
8 -	1:46.237	2.525	71.16	09:03:41.058
9 -	1:45.745	2.033	71.49	09:05:26.803
10 -	1:45.271	1.559	71.81	09:07:12.074
11 -	1:44.914	1.202	72.05	09:08:56.988
12 -	1:44.307	0.595	72.47	09:10:41.295
13 -	1:44.466	0.754	72.36	09:12:25.761
14 -	1:43.848	0.136	72.79	09:14:09.609
15 -	1:43.756 (3)	0.044	72.86	09:15:53.365
16 -	1:43.756 (3)	0.044	72.86	09:17:37.121
17 -	1:43.894	0.182	72.76	09:19:21.015
18 -	1:43.712 (1)		72.89	09:21:04.727
19 -	1:44.514	0.802	72.33	09:22:49.241
20 -	1:43.744 (2)	0.032	72.87	09:24:32.985
21 -	1:44.340	0.628	72.45	09:26:17.325
22 -	1:43.936	0.224	72.73	09:28:01.261
23 -	1:44.517	0.805	72.33	09:29:45.778

P5 3 David MARSON				
LAP	LAP TIME	DIFF	MPH	TIME OF DAY
1 -	2:00.038	16.688	62.97	08:50:03.609
2 -	1:45.300	1.950	71.79	08:51:48.909
3 -	1:46.230	2.880	71.16	08:53:35.139
4 -	1:45.421	2.071	71.71	08:55:20.560
5 -	1:47.408	4.058	70.38	08:57:07.968
6 -	1:45.188	1.838	71.87	08:58:53.156
7 -	1:44.902	1.552	72.06	09:00:38.058
8 -	1:45.060	1.710	71.95	09:02:23.118
9 -	1:44.987	1.637	72.00	09:04:08.105
10 -	1:47.266 P	3.916	70.47	09:05:55.371
11 -	3:15.998	1:32.648	38.57	09:09:11.369
12 -	1:43.688 (3)	0.338	72.91	09:10:55.057
13 -	1:43.644 (2)	0.294	72.94	09:12:38.701
14 -	1:44.143	0.793	72.59	09:14:22.844
15 -	1:45.269	1.919	71.81	09:16:08.113
16 -	1:43.350 (1)		73.14	09:17:51.463
17 -	1:44.215	0.865	72.54	09:19:35.678
18 -	1:43.913	0.563	72.75	09:21:19.591
19 -	1:44.259	0.909	72.51	09:23:03.850
20 -	1:43.856	0.506	72.79	09:24:47.706
21 -	1:43.835	0.485	72.80	09:26:31.541

CSCC 24 Hour Race Meeting - Anglesey - 1st/2nd July 2023

Co-ordsport Tin Tops / Puma Cup / Lohen Turbo Tin Tops

RACE 1d - LAP ANALYSIS

DIFF = Difference To Personal Best Lap

22 -	1:43.933	0.583	72.73	09:28:15.474
23 -	1:44.741	1.391	72.17	09:30:00.215

P6 234 James WILSON				
LAP	LAP TIME	DIFF	MPH	TIME OF DAY
1 -	1:49.132	4.573	69.27	08:49:52.703
2 -	1:47.198	2.639	70.52	08:51:39.901
3 -	1:45.197	0.638	71.86	08:53:25.098
4 -	1:45.715	1.156	71.51	08:55:10.813
5 -	1:44.650 (2)	0.091	72.24	08:56:55.463
6 -	1:44.818	0.259	72.12	08:58:40.281
7 -	1:44.559 (1)		72.30	09:00:24.840
8 -	1:45.513	0.954	71.64	09:02:10.353
9 -	1:46.400 P	1.841	71.05	09:03:56.753
10 -	3:15.068	1:30.509	38.75	09:07:11.821
11 -	1:45.843	1.284	71.42	09:08:57.664
12 -	1:44.894	0.335	72.07	09:10:42.558
13 -	1:45.842	1.283	71.42	09:12:28.400
14 -	1:44.718 (3)	0.159	72.19	09:14:13.118
15 -	1:47.202	2.643	70.52	09:16:00.320
16 -	1:45.217	0.658	71.85	09:17:45.537
17 -	1:45.125	0.566	71.91	09:19:30.662
18 -	1:46.705	2.146	70.84	09:21:17.367
19 -	1:47.187	2.628	70.53	09:23:04.554
20 -	1:46.514	1.955	70.97	09:24:51.068
21 -	1:47.049	2.490	70.62	09:26:38.117
22 -	1:48.409	3.850	69.73	09:28:26.526
23 -	1:49.432	4.873	69.08	09:30:15.958

P7 6 Richard MARSON				
LAP	LAP TIME	DIFF	MPH	TIME OF DAY
1 -	1:49.220	4.712	69.21	08:49:52.791
2 -	1:45.711	1.203	71.51	08:51:38.502
3 -	1:45.648	1.140	71.55	08:53:24.150
4 -	1:45.062	0.554	71.95	08:55:09.212
5 -	1:44.919 (3)	0.411	72.05	08:56:54.131
6 -	1:44.998	0.490	72.00	08:58:39.129
7 -	1:44.870 (2)	0.362	72.08	09:00:23.999
8 -	1:46.215 P	1.707	71.17	09:02:10.214
9 -	3:15.016	1:30.508	38.76	09:05:25.230
10 -	1:45.162	0.654	71.88	09:07:10.392
11 -	1:44.508 (1)		72.33	09:08:54.900
12 -	1:45.086	0.578	71.94	09:10:39.986
13 -	1:45.235	0.727	71.83	09:12:25.221
14 -	1:44.958	0.450	72.02	09:14:10.179
15 -	1:45.540	1.032	71.63	09:15:55.719
16 -	1:45.109	0.601	71.92	09:17:40.828
17 -	1:47.015	2.507	70.64	09:19:27.843
18 -	1:46.518	2.010	70.97	09:21:14.361
19 -	1:45.209	0.701	71.85	09:22:59.570
20 -	1:46.214	1.706	71.17	09:24:45.784
21 -	1:45.413	0.905	71.71	09:26:31.197
22 -	1:46.177	1.669	71.20	09:28:17.374
23 -	1:45.382	0.874	71.73	09:30:02.756

P8 1 Adam BROWN				
LAP	LAP TIME	DIFF	MPH	TIME OF DAY
1 -	1:58.090	13.294	64.01	08:50:01.661
2 -	1:45.781	0.985	71.46	08:51:47.442
3 -	1:45.694	0.898	71.52	08:53:33.136
4 -	1:44.968	0.172	72.02	08:55:18.104
5 -	1:45.361	0.565	71.75	08:57:03.465
6 -	1:44.925	0.129	72.05	08:58:48.390

DIFF = Difference To Personal Best Lap

7 -	1:45.129	0.333	71.91	09:00:33.519
8 -	1:44.883 (2)	0.087	72.08	09:02:18.402
9 -	1:45.019	0.223	71.98	09:04:03.421
10 -	1:46.820 P	2.024	70.77	09:05:50.241
11 -	3:19.095	1:34.299	37.97	09:09:09.336
12 -	1:44.796 (1)		72.14	09:10:54.132
13 -	1:45.745	0.949	71.49	09:12:39.877
14 -	1:44.917 (3)	0.121	72.05	09:14:24.794
15 -	1:45.618	0.822	71.57	09:16:10.412
16 -	1:45.589	0.793	71.59	09:17:56.001
17 -	1:47.422	2.626	70.37	09:19:43.423
18 -	1:45.836	1.040	71.43	09:21:29.259
19 -	1:46.296	1.500	71.12	09:23:15.555
20 -	1:48.353	3.557	69.77	09:25:03.908
21 -	1:47.940	3.144	70.03	09:26:51.848
22 -	1:55.474	10.678	65.46	09:28:47.322
23 -	1:50.520	5.724	68.40	09:30:37.842

P9 7 SELBY / HARRIS				
LAP	LAP TIME	DIFF	MPH	TIME OF DAY
1 -	1:51.375	7.509	67.87	08:49:54.946
2 -	1:48.691	4.825	69.55	08:51:43.637
3 -	1:48.658	4.792	69.57	08:53:32.295
4 -	1:47.861	3.995	70.09	08:55:20.156
5 -	1:47.124	3.258	70.57	08:57:07.280
6 -	1:47.329	3.463	70.43	08:58:54.609
7 -	1:48.853	4.987	69.45	09:00:43.462
8 -	1:49.796 P	5.930	68.85	09:02:33.258
9 -	3:18.990	1:35.124	37.99	09:05:52.248
10 -	1:45.207	1.341	71.85	09:07:37.455
11 -	1:44.999	1.133	72.00	09:09:22.454
12 -	1:43.962 (2)	0.096	72.71	09:11:06.416
13 -	1:43.866 (1)		72.78	09:12:50.282
14 -	1:43.998 (3)	0.132	72.69	09:14:34.280
15 -	1:45.894	2.028	71.39	09:16:20.174
16 -	1:45.657	1.791	71.55	09:18:05.831
17 -	1:46.985	3.119	70.66	09:19:52.816
18 -	1:52.591	8.725	67.14	09:21:45.407
19 -	1:49.840	5.974	68.82	09:23:35.247
20 -	1:49.683	5.817	68.92	09:25:24.930
21 -	1:49.329	5.463	69.14	09:27:14.259
22 -	1:47.268	3.402	70.47	09:29:01.527

P10 59 Andrew MARSON				
LAP	LAP TIME	DIFF	MPH	TIME OF DAY
1 -	1:52.028	5.304	67.48	08:49:55.599
2 -	1:52.216	5.492	67.37	08:51:47.815
3 -	1:54.432	7.708	66.06	08:53:42.247
4 -	1:48.740	2.016	69.52	08:55:30.987
5 -	1:49.921	3.197	68.77	08:57:20.908
6 -	1:49.121	2.397	69.28	08:59:10.029
7 -	1:47.765	1.041	70.15	09:00:57.794
8 -	1:48.182	1.458	69.88	09:02:45.976
9 -	1:46.724 (1)		70.83	09:04:32.700
10 -	1:47.903	1.179	70.06	09:06:20.603
11 -	1:48.164	1.440	69.89	09:08:08.767
12 -	1:49.501 P	2.777	69.04	09:09:58.268
13 -	3:20.267	1:33.543	37.74	09:13:18.535
14 -	1:48.098	1.374	69.93	09:15:06.633
15 -	1:47.496	0.772	70.32	09:16:54.129
16 -	1:49.663	2.939	68.93	09:18:43.792
17 -	1:47.136	0.412	70.56	09:20:30.928
18 -	1:47.003 (2)	0.279	70.65	09:22:17.931
19 -	1:47.134 (3)	0.410	70.56	09:24:05.065

CSCC 24 Hour Race Meeting - Anglesey - 1st/2nd July 2023

Co-ordsport Tin Tops / Puma Cup / Lohen Turbo Tin Tops

RACE 1d - LAP ANALYSIS

DIFF = Difference To Personal Best Lap

20 -	1:48.893	2.169	69.42	09:25:53.958
21 -	1:48.099	1.375	69.93	09:27:42.057
22 -	1:47.789	1.065	70.13	09:29:29.846

P11 21 Christopher HURWOOD

LAP	LAP TIME	DIFF	MPH	TIME OF DAY
1 -	2:04.976	18.294	60.49	08:50:08.547
2 -	1:49.335	2.653	69.14	08:51:57.882
3 -	1:48.659	1.977	69.57	08:53:46.541
4 -	1:48.373	1.691	69.75	08:55:34.914
5 -	1:47.905	1.223	70.06	08:57:22.819
6 -	1:46.682 (1)		70.86	08:59:09.501
7 -	1:49.270	P 2.588	69.18	09:00:58.771
8 -	3:14.861	1:28.179	38.79	09:04:13.632
9 -	1:48.321	1.639	69.79	09:06:01.953
10 -	1:48.176	1.494	69.88	09:07:50.129
11 -	1:47.303	(3) 0.621	70.45	09:09:37.432
12 -	1:49.331	2.649	69.14	09:11:26.763
13 -	1:49.113	2.431	69.28	09:13:15.876
14 -	1:48.883	2.201	69.43	09:15:04.759
15 -	1:48.479	1.797	69.69	09:16:53.238
16 -	1:50.117	3.435	68.65	09:18:43.355
17 -	1:49.456	2.774	69.06	09:20:32.811
18 -	1:47.930	1.248	70.04	09:22:20.741
19 -	1:47.246	(2) 0.564	70.49	09:24:07.987
20 -	1:49.360	2.678	69.12	09:25:57.347
21 -	1:48.229	1.547	69.85	09:27:45.576
22 -	1:48.229	1.547	69.85	09:29:33.805

P12 23 BAKER / MELLOR

LAP	LAP TIME	DIFF	MPH	TIME OF DAY
1 -	1:54.341	7.175	66.11	08:49:57.912
2 -	1:49.017	1.851	69.34	08:51:46.929
3 -	1:47.701	0.535	70.19	08:53:34.630
4 -	1:47.631	(3) 0.465	70.23	08:55:22.261
5 -	1:47.166 (1)		70.54	08:57:09.427
6 -	1:47.608	(2) 0.442	70.25	08:58:57.035
7 -	1:48.629	1.463	69.59	09:00:45.664
8 -	1:47.727	0.561	70.17	09:02:33.391
9 -	1:47.904	0.738	70.06	09:04:21.295
10 -	1:48.419	1.253	69.72	09:06:09.714
11 -	1:49.821	P 2.655	68.83	09:07:59.535
12 -	3:26.557	1:39.391	36.60	09:11:26.092
13 -	1:49.226	2.060	69.21	09:13:15.318
14 -	1:48.667	1.501	69.57	09:15:03.985
15 -	1:48.523	1.357	69.66	09:16:52.508
16 -	1:52.382	5.216	67.27	09:18:44.890
17 -	1:49.347	2.181	69.13	09:20:34.237
18 -	1:48.248	1.082	69.83	09:22:22.485
19 -	1:49.312	2.146	69.15	09:24:11.797
20 -	1:47.867	0.701	70.08	09:25:59.664
21 -	1:48.253	1.087	69.83	09:27:47.917
22 -	1:48.846	1.680	69.45	09:29:36.763

P13 14 Steve PAPWORTH

LAP	LAP TIME	DIFF	MPH	TIME OF DAY
1 -	2:00.911	16.308	62.52	08:50:04.482
2 -	1:45.849	1.246	71.42	08:51:50.331
3 -	1:47.284	2.681	70.46	08:53:37.615
4 -	1:45.487	0.884	71.66	08:55:23.102
5 -	1:47.051	2.448	70.62	08:57:10.153
6 -	1:47.683	3.080	70.20	08:58:57.836
7 -	1:47.154	2.551	70.55	09:00:44.990

DIFF = Difference To Personal Best Lap

8 -	1:48.532	3.929	69.65	09:02:33.522
9 -	2:28.418	43.815	50.93	09:05:01.940
10 -	1:52.938	8.335	66.93	09:06:54.878
11 -	1:48.187	P 3.584	69.87	09:08:43.065
12 -	3:22.951	1:38.348	37.25	09:12:06.016
13 -	1:45.192	0.589	71.86	09:13:51.208
14 -	1:45.373	0.770	71.74	09:15:36.581
15 -	1:44.991	0.388	72.00	09:17:21.572
16 -	1:44.603 (1)		72.27	09:19:06.175
17 -	1:45.431	0.828	71.70	09:20:51.606
18 -	1:45.697	1.094	71.52	09:22:37.303
19 -	1:44.932	(3) 0.329	72.04	09:24:22.235
20 -	1:44.749	(2) 0.146	72.17	09:26:06.984
21 -	1:44.991	0.388	72.00	09:27:51.975
22 -	1:47.332	2.729	70.43	09:29:39.307

P14 999 FRANCIS / WORTLEY

LAP	LAP TIME	DIFF	MPH	TIME OF DAY
1 -	1:53.335	5.773	66.70	08:49:56.906
2 -	1:49.471	1.909	69.05	08:51:46.377
3 -	1:52.066	4.504	67.46	08:53:38.443
4 -	1:48.925	1.363	69.40	08:55:27.368
5 -	1:48.600	1.038	69.61	08:57:15.968
6 -	1:47.562 (1)		70.28	08:59:03.530
7 -	1:48.533	0.971	69.65	09:00:52.063
8 -	1:48.269	(3) 0.707	69.82	09:02:40.332
9 -	1:49.651	2.089	68.94	09:04:29.983
10 -	1:47.874	(2) 0.312	70.08	09:06:17.857
11 -	1:52.787	P 5.225	67.02	09:08:10.644
12 -	3:22.542	1:34.980	37.32	09:11:33.186
13 -	1:48.834	1.272	69.46	09:13:22.020
14 -	1:54.147	6.585	66.23	09:15:16.167
15 -	1:51.300	3.738	67.92	09:17:07.467
16 -	1:52.563	5.001	67.16	09:19:00.030
17 -	1:50.924	3.362	68.15	09:20:50.954
18 -	1:51.039	3.477	68.08	09:22:41.993
19 -	1:48.603	1.041	69.61	09:24:30.596
20 -	1:49.222	1.660	69.21	09:26:19.818
21 -	1:49.510	1.948	69.03	09:28:09.328
22 -	1:48.279	0.717	69.81	09:29:57.607

P15 155 SPENCER / WALKER

LAP	LAP TIME	DIFF	MPH	TIME OF DAY
1 -	1:56.578	8.334	64.84	08:50:00.149
2 -	1:50.613	2.369	68.34	08:51:50.762
3 -	1:49.070	(3) 0.826	69.31	08:53:39.832
4 -	1:48.244 (1)		69.84	08:55:28.076
5 -	1:49.259	1.015	69.19	08:57:17.335
6 -	1:49.693	1.449	68.91	08:59:07.028
7 -	1:48.889	(2) 0.645	69.42	09:00:55.917
8 -	1:50.373	2.129	68.49	09:02:46.290
9 -	1:49.507	1.263	69.03	09:04:35.797
10 -	1:49.626	1.382	68.96	09:06:25.423
11 -	1:51.270	P 3.026	67.94	09:08:16.693
12 -	3:29.013	1:40.769	36.16	09:11:45.706
13 -	1:52.739	4.495	67.05	09:13:38.445
14 -	1:52.839	4.595	66.99	09:15:31.284
15 -	1:52.545	4.301	67.17	09:17:23.829
16 -	1:51.475	3.231	67.81	09:19:15.304
17 -	1:51.843	3.599	67.59	09:21:07.147
18 -	1:56.275	8.031	65.01	09:23:03.422
19 -	1:54.815	6.571	65.84	09:24:58.237
20 -	1:55.067	6.823	65.70	09:26:53.304
21 -	1:54.817	6.573	65.84	09:28:48.121

CSCC 24 Hour Race Meeting - Anglesey - 1st/2nd July 2023

Co-ordsport Tin Tops / Puma Cup / Lohen Turbo Tin Tops

RACE 1d - LAP ANALYSIS

DIFF = Difference To Personal Best Lap

22 - 1:50.714 2.470 68.28 09:30:38.835

P16 124 James MANNING

LAP	LAP TIME	DIFF	MPH	TIME OF DAY
1 -	2:06.935	18.323	59.55	08:50:10.506
2 -	1:53.310	4.698	66.71	08:52:03.816
3 -	1:53.335	4.723	66.70	08:53:57.151
4 -	1:51.027	2.415	68.09	08:55:48.178
5 -	1:51.084	2.472	68.05	08:57:39.262
6 -	1:51.419	2.807	67.85	08:59:30.681
7 -	1:48.612 (1)		69.60	09:01:19.293
8 -	1:49.125 (2)	0.513	69.27	09:03:08.418
9 -	1:50.588	1.976	68.36	09:04:59.006
10 -	1:50.979	2.367	68.12	09:06:49.985
11 -	1:52.719	4.107	67.06	09:08:42.704
12 -	1:52.797 P	4.185	67.02	09:10:35.501
13 -	3:31.181	1:42.569	35.79	09:14:06.682
14 -	1:53.020	4.408	66.89	09:15:59.702
15 -	1:50.030 (3)	1.418	68.70	09:17:49.732
16 -	1:51.586	2.974	67.75	09:19:41.318
17 -	1:52.000	3.388	67.50	09:21:33.318
18 -	1:52.600	3.988	67.14	09:23:25.918
19 -	1:51.106	2.494	68.04	09:25:17.024
20 -	1:52.590	3.978	67.14	09:27:09.614
21 -	1:50.922	2.310	68.15	09:29:00.536

P17 187 KOEBERLE / EACOCK

LAP	LAP TIME	DIFF	MPH	TIME OF DAY
1 -	2:08.439	17.918	58.86	08:50:12.010
2 -	1:55.020	4.499	65.72	08:52:07.030
3 -	1:54.101	3.580	66.25	08:54:01.131
4 -	1:53.949	3.428	66.34	08:55:55.080
5 -	1:53.714	3.193	66.48	08:57:48.794
6 -	1:53.505	2.984	66.60	08:59:42.299
7 -	1:56.322 P	5.801	64.99	09:01:38.621
8 -	3:27.165	1:36.644	36.49	09:05:05.786
9 -	1:52.909	2.388	66.95	09:06:58.695
10 -	1:51.009	0.488	68.10	09:08:49.704
11 -	1:52.568	2.047	67.15	09:10:42.272
12 -	1:52.932	2.411	66.94	09:12:35.204
13 -	1:51.336	0.815	67.90	09:14:26.540
14 -	1:50.521 (1)		68.40	09:16:17.061
15 -	1:51.019	0.498	68.09	09:18:08.080
16 -	1:50.814 (2)	0.293	68.22	09:19:58.894
17 -	1:53.432	2.911	66.64	09:21:52.326
18 -	1:52.481	1.960	67.21	09:23:44.807
19 -	1:52.720	2.199	67.06	09:25:37.527
20 -	1:51.440	0.919	67.83	09:27:28.967
21 -	1:50.845 (3)	0.324	68.20	09:29:19.812

P18 66 BRIAN / BOWCOCK

LAP	LAP TIME	DIFF	MPH	TIME OF DAY
1 -	2:03.227	11.942	61.35	08:50:06.798
2 -	1:53.923	2.638	66.36	08:52:00.721
3 -	1:53.382	2.097	66.67	08:53:54.103
4 -	1:52.334	1.049	67.29	08:55:46.437
5 -	1:52.496	1.211	67.20	08:57:38.933
6 -	1:52.601	1.316	67.13	08:59:31.534
7 -	1:53.382	2.097	66.67	09:01:24.916
8 -	1:52.669	1.384	67.09	09:03:17.585
9 -	1:53.760	2.475	66.45	09:05:11.345
10 -	1:55.598	4.313	65.39	09:07:06.943
11 -	1:54.908	3.623	65.79	09:09:01.851

DIFF = Difference To Personal Best Lap

12 - 1:55.179 P 3.894 65.63 09:10:57.030
13 - 3:23.131 1:31.846 37.21 09:14:20.161
14 - 1:53.171 1.886 66.80 09:16:13.332
15 - 1:52.055 (2) 0.770 67.46 09:18:05.387
16 - 1:52.545 1.260 67.17 09:19:57.932
17 - 1:53.829 2.544 66.41 09:21:51.761
18 - 1:52.262 (3) 0.977 67.34 09:23:44.023
19 - 1:53.957 2.672 66.34 09:25:37.980
20 - 1:53.013 1.728 66.89 09:27:30.993
21 - **1:51.285 (1)** **67.93** **09:29:22.278**

P19 12 Stephen WARNER

LAP	LAP TIME	DIFF	MPH	TIME OF DAY
1 -	1:59.947	9.188	63.02	08:50:03.518
2 -	1:51.473 (3)	0.714	67.81	08:51:54.991
3 -	1:50.759 (1)		68.25	08:53:45.750
4 -	1:51.670	0.911	67.69	08:55:37.420
5 -	1:51.348 (2)	0.589	67.89	08:57:28.768
6 -	1:51.943	1.184	67.53	08:59:20.711
7 -	1:51.631	0.872	67.72	09:01:12.342
8 -	1:51.942	1.183	67.53	09:03:04.284
9 -	1:53.106	2.347	66.83	09:04:57.390
10 -	1:51.746	0.987	67.65	09:06:49.136
11 -	1:56.139	5.380	65.09	09:08:45.275
12 -	1:52.392	1.633	67.26	09:10:37.667
13 -	1:58.229 P	7.470	63.94	09:12:35.896
14 -	3:28.633	1:37.874	36.23	09:16:04.529
15 -	1:54.048	3.289	66.28	09:17:58.577
16 -	1:53.376	2.617	66.68	09:19:51.953
17 -	1:54.597	3.838	65.97	09:21:46.550
18 -	1:54.080	3.321	66.26	09:23:40.630
19 -	1:56.084	5.325	65.12	09:25:36.714
20 -	1:56.653	5.894	64.80	09:27:33.367
21 -	1:56.322	5.563	64.99	09:29:29.689

P20 196 GLOVER / CHAPPELL

LAP	LAP TIME	DIFF	MPH	TIME OF DAY
1 -	2:05.838	13.367	60.07	08:50:09.409
2 -	1:56.027	3.556	65.15	08:52:05.436
3 -	1:54.057	1.586	66.28	08:53:59.493
4 -	1:54.203	1.732	66.19	08:55:53.696
5 -	1:53.508	1.037	66.60	08:57:47.204
6 -	1:53.069	0.598	66.86	08:59:40.273
7 -	1:52.701 (2)	0.230	67.08	09:01:32.974
8 -	1:52.914 (3)	0.443	66.95	09:03:25.888
9 -	1:54.680	2.209	65.92	09:05:20.568
10 -	1:54.916 P	2.445	65.78	09:07:15.484
11 -	3:27.916	1:35.445	36.36	09:10:43.400
12 -	1:53.527	1.056	66.59	09:12:36.927
13 -	1:53.656	1.185	66.51	09:14:30.583
14 -	1:54.296	1.825	66.14	09:16:24.879
15 -	1:52.471 (1)		67.21	09:18:17.350
16 -	1:53.399	0.928	66.66	09:20:10.749
17 -	1:54.049	1.578	66.28	09:22:04.798
18 -	1:53.894	1.423	66.37	09:23:58.692
19 -	1:54.689	2.218	65.91	09:25:53.381
20 -	1:55.493	3.022	65.45	09:27:48.874
21 -	1:55.537	3.066	65.43	09:29:44.411

P21 110 Gareth COTGROVE

LAP	LAP TIME	DIFF	MPH	TIME OF DAY
1 -	2:04.099	10.738	60.91	08:50:07.670
2 -	1:54.111	0.750	66.25	08:52:01.781

CSCC 24 Hour Race Meeting - Anglesey - 1st/2nd July 2023

Co-ordsport Tin Tops / Puma Cup / Lohen Turbo Tin Tops

RACE 1d - LAP ANALYSIS

DIFF = Difference To Personal Best Lap

3 -	1:53.361 (1)		66.68	08:53:55.142
4 -	1:53.929	0.568	66.35	08:55:49.071
5 -	1:54.942	1.581	65.77	08:57:44.013
6 -	1:53.899	0.538	66.37	08:59:37.912
7 -	1:53.603 (2)	0.242	66.54	09:01:31.515
8 -	1:53.918	0.557	66.36	09:03:25.433
9 -	1:56.185 P	2.824	65.06	09:05:21.618
10 -	3:25.314	1:31.953	36.82	09:08:46.932
11 -	1:53.969	0.608	66.33	09:10:40.901
12 -	1:55.273	1.912	65.58	09:12:36.174
13 -	1:53.900	0.539	66.37	09:14:30.074
14 -	1:55.655	2.294	65.36	09:16:25.729
15 -	1:53.867 (3)	0.506	66.39	09:18:19.596
16 -	1:54.368	1.007	66.10	09:20:13.964
17 -	1:55.913	2.552	65.22	09:22:09.877
18 -	1:54.996	1.635	65.74	09:24:04.873
19 -	1:56.567	3.206	64.85	09:26:01.440
20 -	1:55.737	2.376	65.32	09:27:57.177
21 -	1:55.281	1.920	65.57	09:29:52.458

P22 97 SEAGERS / GRIMM

LAP	LAP TIME	DIFF	MPH	TIME OF DAY
1 -	1:55.839	10.877	65.26	08:49:59.410
2 -	1:48.857	3.895	69.44	08:51:48.267
3 -	1:48.834	3.872	69.46	08:53:37.101
4 -	1:45.509 (2)	0.547	71.65	08:55:22.610
5 -	1:47.103	2.141	70.58	08:57:09.713
6 -	1:47.498	2.536	70.32	08:58:57.211
7 -	1:47.014 (3)	2.052	70.64	09:00:44.225
8 -	1:47.400	2.438	70.39	09:02:31.625
9 -	1:44.962 (1)		72.02	09:04:16.587
10 -	1:58.365 P	13.403	63.87	09:06:14.952
11 -	3:14.817	1:29.855	38.80	09:09:29.769
12 -	1:51.245	6.283	67.95	09:11:21.014
13 -	1:50.259	5.297	68.56	09:13:11.273
14 -	1:50.197	5.235	68.60	09:15:01.470
15 -	1:49.539	4.577	69.01	09:16:51.009
16 -	1:51.776	6.814	67.63	09:18:42.785
17 -	2:14.270	29.308	56.30	09:20:57.055
18 -	2:17.535	32.573	54.96	09:23:14.590
19 -	2:17.883	32.921	54.82	09:25:32.473
20 -	2:12.590	27.628	57.01	09:27:45.063
21 -	2:15.983	31.021	55.59	09:30:01.046

P23 88 SALYER / ROGERSON

LAP	LAP TIME	DIFF	MPH	TIME OF DAY
1 -	2:12.318	13.953	57.13	08:50:15.889
2 -	1:59.142	0.777	63.45	08:52:15.031
3 -	1:58.966	0.601	63.54	08:54:13.997
4 -	1:58.999	0.634	63.52	08:56:12.996
5 -	1:58.917 (3)	0.552	63.57	08:58:11.913
6 -	2:00.833	2.468	62.56	09:00:12.746
7 -	2:00.950	2.585	62.50	09:02:13.696
8 -	1:58.365 (1)		63.87	09:04:12.061
9 -	1:58.974	0.609	63.54	09:06:11.035
10 -	1:58.884 (2)	0.519	63.59	09:08:09.919
11 -	2:04.635 P	6.270	60.65	09:10:14.554
12 -	3:50.206	1:51.841	32.84	09:14:04.760
13 -	2:07.092	8.727	59.48	09:16:11.852
14 -	2:04.731	6.366	60.61	09:18:16.583
15 -	2:05.426	7.061	60.27	09:20:22.009
16 -	2:04.910	6.545	60.52	09:22:26.919
17 -	2:04.949	6.584	60.50	09:24:31.868
18 -	2:04.634	6.269	60.65	09:26:36.502

DIFF = Difference To Personal Best Lap

19 -	2:03.858	5.493	61.03	09:28:40.360
20 -	2:03.752	5.387	61.08	09:30:44.112

P24 69 GRIFFITHS / MAINWARING

LAP	LAP TIME	DIFF	MPH	TIME OF DAY
1 -	2:20.061	16.822	53.97	08:50:23.632
2 -	2:06.313	3.074	59.85	08:52:29.945
3 -	2:05.290	2.051	60.34	08:54:35.235
4 -	2:04.834	1.595	60.56	08:56:40.069
5 -	2:05.646	2.407	60.16	08:58:45.715
6 -	2:04.495	1.256	60.72	09:00:50.210
7 -	2:05.775	2.536	60.10	09:02:55.985
8 -	2:08.129	4.890	59.00	09:05:04.114
9 -	2:08.124	4.885	59.00	09:07:12.238
10 -	2:07.550 P	4.311	59.27	09:09:19.788
11 -	3:38.963	1:35.724	34.52	09:12:58.751
12 -	2:03.967 (3)	0.728	60.98	09:15:02.718
13 -	2:04.216	0.977	60.86	09:17:06.934
14 -	2:05.524	2.285	60.22	09:19:12.458
15 -	2:03.239 (1)		61.34	09:21:15.697
16 -	2:03.749 (2)	0.510	61.09	09:23:19.446
17 -	2:05.314	2.075	60.32	09:25:24.760
18 -	2:05.848	2.609	60.07	09:27:30.608
19 -	2:04.281	1.042	60.82	09:29:34.889

P25 159 HOUSE / TATE

LAP	LAP TIME	DIFF	MPH	TIME OF DAY
1 -	1:57.455	9.709	64.36	08:50:01.026
2 -	2:08.924	21.178	58.63	08:52:09.950
3 -	1:50.296	2.550	68.54	08:54:00.246
4 -	1:49.371	1.625	69.12	08:55:49.617
5 -	1:50.463	2.717	68.43	08:57:40.080
6 -	1:52.105	4.359	67.43	08:59:32.185
7 -	1:48.036 (2)	0.290	69.97	09:01:20.221
8 -	1:49.147	1.401	69.26	09:03:09.368
9 -	1:53.690 P	5.944	66.49	09:05:03.058
10 -	3:24.397	1:36.651	36.98	09:08:27.455
11 -	1:49.122	1.376	69.28	09:10:16.577
12 -	1:51.648	3.902	67.71	09:12:08.225
13 -	1:48.292 (3)	0.546	69.81	09:13:56.517
14 -	1:47.746 (1)		70.16	09:15:44.263
15 -	1:49.269	1.523	69.18	09:17:33.532
16 -	10:20.535	8:32.789	12.18	09:27:54.067
17 -	1:55.083	7.337	65.69	09:29:49.150

P26 4 NORTON / PLACE

LAP	LAP TIME	DIFF	MPH	TIME OF DAY
1 -	1:55.578	5.654	65.41	08:49:59.149
2 -	1:52.947	3.023	66.93	08:51:52.096
3 -	1:50.860	0.936	68.19	08:53:42.956
4 -	1:50.435	0.511	68.45	08:55:33.391
5 -	1:49.924 (1)		68.77	08:57:23.315
6 -	1:50.064 (2)	0.140	68.68	08:59:13.379
7 -	1:50.400	0.476	68.47	09:01:03.779
8 -	1:50.696	0.772	68.29	09:02:54.475
9 -	1:50.140 (3)	0.216	68.63	09:04:44.615
10 -	1:50.928	1.004	68.15	09:06:35.543
11 -	1:51.936 P	2.012	67.53	09:08:27.479
12 -	3:27.528	1:37.604	36.42	09:11:55.007
13 -	1:54.568	4.644	65.98	09:13:49.575
14 -	1:52.490	2.566	67.20	09:15:42.065
15 -	1:52.651	2.727	67.10	09:17:34.716
16 -	1:52.285	2.361	67.32	09:19:27.001

CSCC 24 Hour Race Meeting - Anglesey - 1st/2nd July 2023

Co-ordsport Tin Tops / Puma Cup / Lohen Turbo Tin Tops

RACE 1d - LAP ANALYSIS

DIFF = Difference To Personal Best Lap

17 - 2:07.416 **P** 17.492 59.33 09:21:34.417

P27 78 BROWN / TURNER				
LAP	LAP TIME	DIFF	MPH	TIME OF DAY
1 -	2:13.549	16.120	56.60	08:50:17.120
2 -	1:59.661	2.232	63.17	08:52:16.781
3 -	1:59.432	2.003	63.29	08:54:16.213
4 -	1:58.229	0.800	63.94	08:56:14.442
5 -	1:58.433	1.004	63.83	08:58:12.875
6 -	1:59.127	1.698	63.46	09:00:12.002
7 -	1:59.422	1.993	63.30	09:02:11.424
8 -	1:58.000 (3)	0.571	64.06	09:04:09.424
9 -	2:03.380 P	5.951	61.27	09:06:12.804
10 -	3:42.324	1:44.895	34.00	09:09:55.128
11 -	1:58.472	1.043	63.81	09:11:53.600
12 -	1:59.680	2.251	63.16	09:13:53.280
13 -	1:57.498 (2)	0.069	64.34	09:15:50.778
14 -	1:58.432	1.003	63.83	09:17:49.210
15 -	2:00.998	3.569	62.48	09:19:50.208
16 -	2:04.089	6.660	60.92	09:21:54.297
17 -	1:57.429 (1)		64.37	09:23:51.726

CSCC 24 Hour Race Meeting - Anglesey - 1st/2nd July 2023

Co-ordsport Tin Tops / Puma Cup / Lohen Turbo Tin Tops

RACE 1d - PIT STOP ANALYSIS

P1 888 A Andrew WINDMILL Honda Civic Type R Leggera 1998							
STOP	IN TIME	DRIVER IN	STINT TIME	STOP TIME	TOTAL STOP TIME	OUT TIME	DRIVER OUT
1 -	09:01:55.203	Andrew WINDMILL	13:51.632	1:32.327	1:32.327	09:03:27.530	Andrew WINDMILL
-	Finish	Andrew WINDMILL	25:26.517				

P2 112 A Manoj PATEL Honda Civic Type R 1998							
STOP	IN TIME	DRIVER IN	STINT TIME	STOP TIME	TOTAL STOP TIME	OUT TIME	DRIVER OUT
1 -	09:12:03.729	Manoj PATEL	24:00.158	1:30.254	1:30.254	09:13:33.983	Manoj PATEL
-	Finish	Manoj PATEL	15:28.030				

P3 5 TA Phill BRIGGS Seat Leon (T) 1987							
STOP	IN TIME	DRIVER IN	STINT TIME	STOP TIME	TOTAL STOP TIME	OUT TIME	DRIVER OUT
1 -	09:01:49.127	Phill BRIGGS	13:45.556	1:36.093	1:36.093	09:03:25.220	Phill BRIGGS
-	Finish	Phill BRIGGS	26:00.289				

P4 2 D ELY / ROEBUCK Honda Civic 1800 / Peugeot 205 GTi 1580							
STOP	IN TIME	DRIVER IN	STINT TIME	STOP TIME	TOTAL STOP TIME	OUT TIME	DRIVER OUT
1 -	08:58:34.564	ELY / ROEBUCK	10:30.993	1:30.756	1:30.756	09:00:05.320	ELY / ROEBUCK
-	Finish	ELY / ROEBUCK	29:40.458				

P5 3 TE David MARSON Abarth 500 (T) 1400							
STOP	IN TIME	DRIVER IN	STINT TIME	STOP TIME	TOTAL STOP TIME	OUT TIME	DRIVER OUT
1 -	09:05:55.371	David MARSON	17:51.800	1:31.052	1:31.052	09:07:26.423	David MARSON
-	Finish	David MARSON	22:33.792				

P6 234 B2 James WILSON Peugeot 206 GTi 1997							
STOP	IN TIME	DRIVER IN	STINT TIME	STOP TIME	TOTAL STOP TIME	OUT TIME	DRIVER OUT
1 -	09:03:56.753	James WILSON	15:53.182	1:30.984	1:30.984	09:05:27.737	James WILSON
-	Finish	James WILSON	24:48.221				

P7 6 TE Richard MARSON Abarth Assetto Corsa (T) 1400							
STOP	IN TIME	DRIVER IN	STINT TIME	STOP TIME	TOTAL STOP TIME	OUT TIME	DRIVER OUT
1 -	09:02:10.214	Richard MARSON	14:06.643	1:29.956	1:29.956	09:03:40.170	Richard MARSON
-	Finish	Richard MARSON	26:22.586				

P8 1 C Adam BROWN Ford Fiesta ST150 1999							
STOP	IN TIME	DRIVER IN	STINT TIME	STOP TIME	TOTAL STOP TIME	OUT TIME	DRIVER OUT
1 -	09:05:50.241	Adam BROWN	17:46.670	1:33.945	1:33.945	09:07:24.186	Adam BROWN
-	Finish	Adam BROWN	23:13.656				

P9 7 TD SELBY / HARRIS Ford Fiesta ST180 (T) 1600							
STOP	IN TIME	DRIVER IN	STINT TIME	STOP TIME	TOTAL STOP TIME	OUT TIME	DRIVER OUT
1 -	09:02:33.258	SELBY / HARRIS	14:29.687	1:33.342	1:33.342	09:04:06.600	SELBY / HARRIS
-	Finish	SELBY / HARRIS	24:54.927				

CSCC 24 Hour Race Meeting - Anglesey - 1st/2nd July 2023

Co-ordsport Tin Tops / Puma Cup / Lohen Turbo Tin Tops

RACE 1d - PIT STOP ANALYSIS

P10 59 TE		Andrew MARSON		Abarth Assetto Corse (T) 1398			
STOP	IN TIME	DRIVER IN	STINT TIME	STOP TIME	TOTAL STOP TIME	OUT TIME	DRIVER OUT
1 -	09:09:58.268	Andrew MARSON	21:54.697	1:31.392	1:31.392	09:11:29.660	Andrew MARSON
-	Finish	Andrew MARSON	18:00.186				

P11 21 C		Christopher HURWOOD		Ford Fiesta ST 2000			
STOP	IN TIME	DRIVER IN	STINT TIME	STOP TIME	TOTAL STOP TIME	OUT TIME	DRIVER OUT
1 -	09:00:58.771	Christopher HURWOOD	12:55.200	1:30.433	1:30.433	09:02:29.204	Christopher HURWOOD
-	Finish	Christopher HURWOOD	27:04.600				

P12 23 B2		BAKER / MELLOR		Renault Clio 172 2000			
STOP	IN TIME	DRIVER IN	STINT TIME	STOP TIME	TOTAL STOP TIME	OUT TIME	DRIVER OUT
1 -	09:07:59.535	BAKER / MELLOR	19:55.964	1:38.032	1:38.032	09:09:37.567	BAKER / MELLOR
-	Finish	BAKER / MELLOR	19:59.195				

P13 14 A		Steve PAPWORTH		Honda Civic Type R 1998			
STOP	IN TIME	DRIVER IN	STINT TIME	STOP TIME	TOTAL STOP TIME	OUT TIME	DRIVER OUT
1 -	09:08:43.065	Steve PAPWORTH	20:39.494	1:37.427	1:37.427	09:10:20.492	Steve PAPWORTH
-	Finish	Steve PAPWORTH	19:18.815				

P14 999 TC		FRANCIS / WORTLEY		MINI Cooper S R53 (S/C) 1600			
STOP	IN TIME	DRIVER IN	STINT TIME	STOP TIME	TOTAL STOP TIME	OUT TIME	DRIVER OUT
1 -	09:08:10.644	FRANCIS / WORTLEY	20:07.073	1:32.762	1:32.762	09:09:43.406	FRANCIS / WORTLEY
-	Finish	FRANCIS / WORTLEY	20:14.201				

P15 155 B2		SPENCER / WALKER		Renault Clio 172 1998			
STOP	IN TIME	DRIVER IN	STINT TIME	STOP TIME	TOTAL STOP TIME	OUT TIME	DRIVER OUT
1 -	09:08:16.693	SPENCER / WALKER	20:13.122	1:38.083	1:38.083	09:09:54.776	SPENCER / WALKER
-	Finish	SPENCER / WALKER	20:44.058				

P16 124 TE		James MANNING		Abarth 500 Assetto Corse (T) 1400			
STOP	IN TIME	DRIVER IN	STINT TIME	STOP TIME	TOTAL STOP TIME	OUT TIME	DRIVER OUT
1 -	09:10:35.501	James MANNING	22:31.930	1:39.902	1:39.902	09:12:15.403	James MANNING
-	Finish	James MANNING	16:45.133				

P17 187 PC		KOEBERLE / EACOCK		Ford Puma 1700			
STOP	IN TIME	DRIVER IN	STINT TIME	STOP TIME	TOTAL STOP TIME	OUT TIME	DRIVER OUT
1 -	09:01:38.621	KOEBERLE / EACOCK	13:35.050	1:35.621	1:35.621	09:03:14.242	KOEBERLE / EACOCK
-	Finish	KOEBERLE / EACOCK	26:05.570				

P18 66 B2		BRIAN / BOWCOCK		Renault Clio 172 2000			
STOP	IN TIME	DRIVER IN	STINT TIME	STOP TIME	TOTAL STOP TIME	OUT TIME	DRIVER OUT
1 -	09:10:57.030	BRIAN / BOWCOCK	22:53.459	1:31.013	1:31.013	09:12:28.043	BRIAN / BOWCOCK
-	Finish	BRIAN / BOWCOCK	16:54.235				

CSCC 24 Hour Race Meeting - Anglesey - 1st/2nd July 2023

Co-ordsport Tin Tops / Puma Cup / Lohen Turbo Tin Tops

RACE 1d - PIT STOP ANALYSIS

STOP	IN TIME	DRIVER IN	STINT TIME	STOP TIME	TOTAL STOP TIME	OUT TIME	DRIVER OUT
1 -	09:12:35.896	Stephen WARNER	24:32.325	1:33.603	1:33.603	09:14:09.499	Stephen WARNER
-	Finish	Stephen WARNER	15:20.190				

STOP	IN TIME	DRIVER IN	STINT TIME	STOP TIME	TOTAL STOP TIME	OUT TIME	DRIVER OUT
1 -	09:07:15.484	GLOVER / CHAPPELL	19:11.913	1:33.577	1:33.577	09:08:49.061	GLOVER / CHAPPELL
-	Finish	GLOVER / CHAPPELL	20:55.349				

STOP	IN TIME	DRIVER IN	STINT TIME	STOP TIME	TOTAL STOP TIME	OUT TIME	DRIVER OUT
1 -	09:05:21.618	Gareth COTGROVE	17:18.047	1:31.220	1:31.220	09:06:52.838	Gareth COTGROVE
-	Finish	Gareth COTGROVE	22:59.620				

STOP	IN TIME	DRIVER IN	STINT TIME	STOP TIME	TOTAL STOP TIME	OUT TIME	DRIVER OUT
1 -	09:06:14.952	SEAGERS / GRIMM	18:11.381	1:24.186	1:24.186	09:07:39.138	SEAGERS / GRIMM
-	Finish	SEAGERS / GRIMM	22:21.908				

STOP	IN TIME	DRIVER IN	STINT TIME	STOP TIME	TOTAL STOP TIME	OUT TIME	DRIVER OUT
1 -	09:10:14.554	SALYER / ROGERSON	22:10.983	1:43.762	1:43.762	09:11:58.316	SALYER / ROGERSON
-	Finish	SALYER / ROGERSON	18:45.796				

STOP	IN TIME	DRIVER IN	STINT TIME	STOP TIME	TOTAL STOP TIME	OUT TIME	DRIVER OUT
1 -	09:09:19.788	GRIFFITHS / MAINWARING	21:16.217	1:37.098	1:37.098	09:10:56.886	GRIFFITHS / MAINWARING
-	Finish	GRIFFITHS / MAINWAR	18:38.003				

STOP	IN TIME	DRIVER IN	STINT TIME	STOP TIME	TOTAL STOP TIME	OUT TIME	DRIVER OUT
1 -	09:05:03.058	HOUSE / TATE	16:59.487	1:38.149	1:38.149	09:06:41.207	HOUSE / TATE
-	Finish	HOUSE / TATE	23:07.943				

STOP	IN TIME	DRIVER IN	STINT TIME	STOP TIME	TOTAL STOP TIME	OUT TIME	DRIVER OUT
1 -	09:08:27.479	NORTON / PLACE	20:23.908	1:34.779	1:34.779	09:10:02.258	NORTON / PLACE
2 -	09:21:34.417	NORTON / PLACE					NORTON / PLACE

STOP	IN TIME	DRIVER IN	STINT TIME	STOP TIME	TOTAL STOP TIME	OUT TIME	DRIVER OUT
1 -	09:06:12.804	BROWN / TURNER	18:09.233	1:43.452	1:43.452	09:07:56.256	BROWN / TURNER
-	Finish	BROWN / TURNER	15:55.470				

CSCC 24 Hour Race Meeting - Anglesey - 1st/2nd July 2023

Co-ordsport Tin Tops / Puma Cup / Lohen Turbo Tin Tops

RACE 1d - STATISTICS

Competitors Started 27
Planned Start 2023-07-02 @ 08:50:00.000
Actual Start 2023-07-02 @ 08:48:03.570
Finish Time 2023-07-02 @ 09:28:52.195
Track Length 2.1000mi.
Total Laps 575
Total Distance Covered 1207.5000mi.

Session Fastest Lap History

NO	CL	NAME	LAP TIME	TIME OF DAY	LAP	VEHICLE
5	TA	Phill BRIGGS	1:46.284	08:49:49.888	1	Seat Leon (T) 1987
5	TA	Phill BRIGGS	1:42.623	08:51:32.509	2	Seat Leon (T) 1987
5	TA	Phill BRIGGS	1:42.320	08:53:14.831	3	Seat Leon (T) 1987
888	A	Andrew WINDMILL	1:41.460	08:55:09.429	4	Honda Civic Type R Leggera
888	A	Andrew WINDMILL	1:41.226	08:56:50.655	5	Honda Civic Type R Leggera
888	A	Andrew WINDMILL	1:40.860	09:00:12.782	7	Honda Civic Type R Leggera
888	A	Andrew WINDMILL	1:40.164	09:15:16.832	15	Honda Civic Type R Leggera

Session Leader History

NO	CL	NAME	FROM LAP	LAPS LED	DISTANCE	VEHICLE
5	TA	Phill BRIGGS	1	7	14.70 miles	Seat Leon (T) 1987
112	A	Manoj PATEL	8	9	18.90 miles	Honda Civic Type R 1998
888	A	Andrew WINDMILL	17	7	14.70 miles	Honda Civic Type R Leggera

Flag History

TYPE	TIME OF DAY
GREEN	08:48:03.570
FINISH	09:28:52.195

Flag Statistics

TYPE	COUNT	TOTAL LAPS	TOTAL TIME
Green	1	23	42:51.284
Red	0	0	0.000
Safety Car	0	0	0.000
FCY	0	0	0.000

CSCC 24 Hour Race Meeting - Anglesey - 1st/2nd July 2023

Co-ordsport Tin Tops / Puma Cup / Lohen Turbo Tin Tops

RACE 1d - STATISTICS

CLASS : A

4 Starters

Fastest Lap History

NO	NAME	LAP TIME	TIME OF DAY	LAP	VEHICLE
112	Manoj PATEL	1:47.132	08:49:50.769	1	Honda Civic Type R 1998
112	Manoj PATEL	1:43.565	08:51:34.332	2	Honda Civic Type R 1998
112	Manoj PATEL	1:43.211	08:53:17.543	3	Honda Civic Type R 1998
888	Andrew WINDMILL	1:42.535	08:53:27.970	3	Honda Civic Type R Leggera 1998
112	Manoj PATEL	1:42.491	08:55:00.035	4	Honda Civic Type R 1998
888	Andrew WINDMILL	1:41.460	08:55:09.429	4	Honda Civic Type R Leggera 1998
888	Andrew WINDMILL	1:41.226	08:56:50.655	5	Honda Civic Type R Leggera 1998
888	Andrew WINDMILL	1:40.860	09:00:12.782	7	Honda Civic Type R Leggera 1998
888	Andrew WINDMILL	1:40.164	09:15:16.832	15	Honda Civic Type R Leggera 1998

Leader History

NO	NAME	FROM LAP	LAPS LED	DISTANCE	VEHICLE
112	Manoj PATEL	1	16	33.60 miles	Honda Civic Type R 1998
888	Andrew WINDMILL	17	7	14.70 miles	Honda Civic Type R Leggera 1998

CSCC 24 Hour Race Meeting - Anglesey - 1st/2nd July 2023

Co-ordsport Tin Tops / Puma Cup / Lohen Turbo Tin Tops

RACE 1d - STATISTICS

CLASS : B2

5 Starters

Fastest Lap History

NO	NAME	LAP TIME	TIME OF DAY	LAP	VEHICLE
234	James WILSON	1:49.132	08:49:52.741	1	Peugeot 206 GTi 1997
234	James WILSON	1:47.198	08:51:39.935	2	Peugeot 206 GTi 1997
234	James WILSON	1:45.197	08:53:25.133	3	Peugeot 206 GTi 1997
234	James WILSON	1:44.650	08:56:55.497	5	Peugeot 206 GTi 1997
234	James WILSON	1:44.559	09:00:24.874	7	Peugeot 206 GTi 1997

Leader History

NO	NAME	FROM LAP	LAPS LED	DISTANCE	VEHICLE
234	James WILSON	1	9	18.90 miles	Peugeot 206 GTi 1997
23	BAKER / MELLOR	10	2	4.20 miles	Renault Clio 172 2000
234	James WILSON	12	12	25.20 miles	Peugeot 206 GTi 1997

CSCC 24 Hour Race Meeting - Anglesey - 1st/2nd July 2023

Co-ordsport Tin Tops / Puma Cup / Lohen Turbo Tin Tops

RACE 1d - STATISTICS

CLASS : C

3 Starters

Fastest Lap History

NO	NAME	LAP TIME	TIME OF DAY	LAP	VEHICLE
1	Adam BROWN	1:58.090	08:50:01.707	1	Ford Fiesta ST150 1999
1	Adam BROWN	1:45.781	08:51:47.487	2	Ford Fiesta ST150 1999
1	Adam BROWN	1:45.694	08:53:33.181	3	Ford Fiesta ST150 1999
1	Adam BROWN	1:44.968	08:55:18.148	4	Ford Fiesta ST150 1999
1	Adam BROWN	1:44.925	08:58:48.433	6	Ford Fiesta ST150 1999
1	Adam BROWN	1:44.883	09:02:18.446	8	Ford Fiesta ST150 1999
1	Adam BROWN	1:44.796	09:10:54.176	12	Ford Fiesta ST150 1999

Leader History

NO	NAME	FROM LAP	LAPS LED	DISTANCE	VEHICLE
1	Adam BROWN	1	23	48.30 miles	Ford Fiesta ST150 1999

CSCC 24 Hour Race Meeting - Anglesey - 1st/2nd July 2023

Co-ordsport Tin Tops / Puma Cup / Lohen Turbo Tin Tops

RACE 1d - STATISTICS

CLASS : D

1 Starters

Fastest Lap History

NO	NAME	LAP TIME	TIME OF DAY	LAP	VEHICLE
2	ELY / ROEBUCK	1:47.414	08:49:51.026	1	Honda Civic 1800 / Peugeot 205 GTi 1580
2	ELY / ROEBUCK	1:44.213	08:51:35.240	2	Honda Civic 1800 / Peugeot 205 GTi 1580
2	ELY / ROEBUCK	1:43.965	08:53:19.202	3	Honda Civic 1800 / Peugeot 205 GTi 1580
2	ELY / ROEBUCK	1:43.848	09:14:09.636	14	Honda Civic 1800 / Peugeot 205 GTi 1580
2	ELY / ROEBUCK	1:43.756	09:15:53.392	15	Honda Civic 1800 / Peugeot 205 GTi 1580
2	ELY / ROEBUCK	1:43.712	09:21:04.753	18	Honda Civic 1800 / Peugeot 205 GTi 1580

Leader History

NO	NAME	FROM LAP	LAPS LED	DISTANCE	VEHICLE
2	ELY / ROEBUCK	1	23	48.30 miles	Honda Civic 1800 / Peugeot 205 GTi 1580

CSCC 24 Hour Race Meeting - Anglesey - 1st/2nd July 2023

Co-ordsport Tin Tops / Puma Cup / Lohen Turbo Tin Tops

RACE 1d - STATISTICS

CLASS : F

1 Starters

Fastest Lap History

NO	NAME	LAP TIME	TIME OF DAY	LAP	VEHICLE
88	SALYER / ROGERSON	2:12.318	08:50:15.923	1	Ford KA 1300
88	SALYER / ROGERSON	1:59.142	08:52:15.064	2	Ford KA 1300
88	SALYER / ROGERSON	1:58.966	08:54:14.030	3	Ford KA 1300
88	SALYER / ROGERSON	1:58.917	08:58:11.947	5	Ford KA 1300
88	SALYER / ROGERSON	1:58.365	09:04:12.094	8	Ford KA 1300

Leader History

NO	NAME	FROM LAP	LAPS LED	DISTANCE	VEHICLE
88	SALYER / ROGERSON	1	20	42.00 miles	Ford KA 1300

CSCC 24 Hour Race Meeting - Anglesey - 1st/2nd July 2023

Co-ordsport Tin Tops / Puma Cup / Lohen Turbo Tin Tops

RACE 1d - STATISTICS

CLASS : PC

3 Starters

Fastest Lap History

NO	NAME	LAP TIME	TIME OF DAY	LAP	VEHICLE
110	Gareth COTGROVE	2:04.099	08:50:07.717	1	Ford Puma 1700
110	Gareth COTGROVE	1:54.111	08:52:01.829	2	Ford Puma 1700
110	Gareth COTGROVE	1:53.361	08:53:55.190	3	Ford Puma 1700
196	GLOVER / CHAPPELL	1:53.069	08:59:40.319	6	Ford Puma 1700
196	GLOVER / CHAPPELL	1:52.701	09:01:33.020	7	Ford Puma 1700
187	KOEBERLE / EACOCK	1:51.009	09:08:49.750	10	Ford Puma 1700
187	KOEBERLE / EACOCK	1:50.521	09:16:17.106	14	Ford Puma 1700

Leader History

NO	NAME	FROM LAP	LAPS LED	DISTANCE	VEHICLE
110	Gareth COTGROVE	1	8	16.80 miles	Ford Puma 1700
196	GLOVER / CHAPPELL	9	2	4.20 miles	Ford Puma 1700
110	Gareth COTGROVE	11	1	2.10 miles	Ford Puma 1700
187	KOEBERLE / EACOCK	12	10	21.00 miles	Ford Puma 1700

CSCC 24 Hour Race Meeting - Anglesey - 1st/2nd July 2023

Co-ordsport Tin Tops / Puma Cup / Lohen Turbo Tin Tops

RACE 1d - STATISTICS

CLASS : TA

1 Starters

Fastest Lap History

NO	NAME	LAP TIME	TIME OF DAY	LAP	VEHICLE
5	Phill BRIGGS	1:46.284	08:49:49.888	1	Seat Leon (T) 1987
5	Phill BRIGGS	1:42.623	08:51:32.509	2	Seat Leon (T) 1987
5	Phill BRIGGS	1:42.320	08:53:14.831	3	Seat Leon (T) 1987
5	Phill BRIGGS	1:41.640	08:56:39.924	5	Seat Leon (T) 1987

Leader History

NO	NAME	FROM LAP	LAPS LED	DISTANCE	VEHICLE
5	Phill BRIGGS	1	23	48.30 miles	Seat Leon (T) 1987

CSCC 24 Hour Race Meeting - Anglesey - 1st/2nd July 2023

Co-ordsport Tin Tops / Puma Cup / Lohen Turbo Tin Tops

RACE 1d - STATISTICS

CLASS : TC

2 Starters

Fastest Lap History

NO	NAME	LAP TIME	TIME OF DAY	LAP	VEHICLE
999	FRANCIS / WORTLEY	1:53.335	08:49:56.932	1	MINI Cooper S R53 (S/C) 1600
999	FRANCIS / WORTLEY	1:49.471	08:51:46.406	2	MINI Cooper S R53 (S/C) 1600
999	FRANCIS / WORTLEY	1:48.925	08:55:27.394	4	MINI Cooper S R53 (S/C) 1600
999	FRANCIS / WORTLEY	1:48.600	08:57:15.996	5	MINI Cooper S R53 (S/C) 1600
999	FRANCIS / WORTLEY	1:47.562	08:59:03.558	6	MINI Cooper S R53 (S/C) 1600

Leader History

NO	NAME	FROM LAP	LAPS LED	DISTANCE	VEHICLE
999	FRANCIS / WORTLEY	1	11	23.10 miles	MINI Cooper S R53 (S/C) 1600
12	Stephen WARNER	12	2	4.20 miles	MINI Cooper S R53 (S/C) 1600
999	FRANCIS / WORTLEY	14	9	18.90 miles	MINI Cooper S R53 (S/C) 1600

CSCC 24 Hour Race Meeting - Anglesey - 1st/2nd July 2023

Co-ordsport Tin Tops / Puma Cup / Lohen Turbo Tin Tops

RACE 1d - STATISTICS

CLASS : TD

3 Starters

Fastest Lap History

NO	NAME	LAP TIME	TIME OF DAY	LAP	VEHICLE
7	SELBY / HARRIS	1:51.375	08:49:54.982	1	Ford Fiesta ST180 (T) 1600
7	SELBY / HARRIS	1:48.691	08:51:43.670	2	Ford Fiesta ST180 (T) 1600
7	SELBY / HARRIS	1:48.658	08:53:32.320	3	Ford Fiesta ST180 (T) 1600
7	SELBY / HARRIS	1:47.861	08:55:20.200	4	Ford Fiesta ST180 (T) 1600
97	SEAGERS / GRIMM	1:45.509	08:55:22.636	4	MINI Cooper S JCW R56 (T) 1600
97	SEAGERS / GRIMM	1:44.962	09:04:16.612	9	MINI Cooper S JCW R56 (T) 1600
7	SELBY / HARRIS	1:43.962	09:11:06.460	12	Ford Fiesta ST180 (T) 1600
7	SELBY / HARRIS	1:43.866	09:12:50.319	13	Ford Fiesta ST180 (T) 1600

Leader History

NO	NAME	FROM LAP	LAPS LED	DISTANCE	VEHICLE
7	SELBY / HARRIS	1	7	14.70 miles	Ford Fiesta ST180 (T) 1600
97	SEAGERS / GRIMM	8	3	6.30 miles	MINI Cooper S JCW R56 (T) 1600
7	SELBY / HARRIS	11	12	25.20 miles	Ford Fiesta ST180 (T) 1600

CSCC 24 Hour Race Meeting - Anglesey - 1st/2nd July 2023

Co-ordsport Tin Tops / Puma Cup / Lohen Turbo Tin Tops

RACE 1d - STATISTICS

CLASS : TE

4 Starters

Fastest Lap History

NO	NAME	LAP TIME	TIME OF DAY	LAP	VEHICLE
6	Richard MARSON	1:49.220	08:49:52.791	1	Abarth Assetto Corsa (T) 1400
6	Richard MARSON	1:45.711	08:51:38.532	2	Abarth Assetto Corsa (T) 1400
3	David MARSON	1:45.300	08:51:48.940	2	Abarth 500 (T) 1400
6	Richard MARSON	1:45.062	08:55:09.241	4	Abarth Assetto Corsa (T) 1400
6	Richard MARSON	1:44.919	08:56:54.161	5	Abarth Assetto Corsa (T) 1400
6	Richard MARSON	1:44.870	09:00:24.029	7	Abarth Assetto Corsa (T) 1400
6	Richard MARSON	1:44.508	09:08:54.931	11	Abarth Assetto Corsa (T) 1400
3	David MARSON	1:43.688	09:10:55.088	12	Abarth 500 (T) 1400
3	David MARSON	1:43.644	09:12:38.732	13	Abarth 500 (T) 1400
3	David MARSON	1:43.350	09:17:51.493	16	Abarth 500 (T) 1400

Leader History

NO	NAME	FROM LAP	LAPS LED	DISTANCE	VEHICLE
6	Richard MARSON	1	8	16.80 miles	Abarth Assetto Corsa (T) 1400
3	David MARSON	9	2	4.20 miles	Abarth 500 (T) 1400
59	Andrew MARSON	11	2	4.20 miles	Abarth Assetto Corse (T) 1398
6	Richard MARSON	13	9	18.90 miles	Abarth Assetto Corsa (T) 1400
3	David MARSON	22	2	4.20 miles	Abarth 500 (T) 1400



CSCC 24 Hour Race Meeting - Anglesey - 1st/2nd July 2023

Co-ordsport Tin Tops / Puma Cup / Lohen Turbo Tin Tops

RACE 1d - COMBINED CLASSIFICATION

POS	NO	CL	PIC NAME	TOTAL		RACE 1		RACE 2		RACE 3		RACE 4	
				LAPS	TIME	LAPS	TIME	LAPS	TIME	LAPS	TIME	LAPS	TIME
1	112	A	1 Manoj PATEL	91	2:44:40.235	23	41:21.733	23	41:33.543	22	40:46.515	23	40:58.443
2	5	TA	1 Phill BRIGGS	91	2:44:51.707	23	41:21.329	23	41:33.682	22	40:34.757	23	41:21.938
3	2	D	1 ELY / ROEBUCK	91	2:46:10.368	23	41:53.787	23	41:48.231	22	40:46.142	23	41:42.207
4	59	TE	1 Andrew MARSON	90	2:46:46.623	23	42:05.496	23	41:47.515	22	41:27.336	22	41:26.275
5	999	TC	1 FRANCIS / WORTLEY	88	2:46:58.873	22	41:13.541	22	41:48.079	22	42:03.216	22	41:54.036
6	6 *	TE	2 Richard MARSON	88	2:47:05.169	20	40:51.197	23	42:06.241	22	41:38.505	23	42:29.225
7	234	B2	1 James WILSON	87	2:45:39.145	20	41:03.726	22	41:11.133	22	41:11.898	23	42:12.387
8	155	B2	2 SPENCER / WALKER	87	2:48:05.688	22	42:28.548	22	42:18.193	21	40:43.682	22	42:35.264
9	97 *	TD	1 SEAGERS / GRIMM	87	2:48:25.647	23	42:37.512	22	41:07.579	21	42:07.270	21	42:33.285
10	12	TC	2 Stephen WARNER	84	2:47:47.044	21	41:41.901	21	42:20.036	21	42:18.988	21	41:26.118
11	196	PC	1 GLOVER / CHAPPELL	84	2:47:57.014	21	42:10.561	21	41:47.481	21	42:18.131	21	41:40.840
12	124	TE	3 James MANNING	83	2:45:28.033	21	41:36.829	21	41:34.571	20	41:19.667	21	40:56.965
13	66	B2	3 BRIAN / BOWCOCK	83	2:46:05.540	21	42:25.672	21	41:31.051	20	40:50.109	21	41:18.707
14	187	PC	2 KOEBERLE / EACOCK	83	2:46:48.368	21	42:12.862	21	41:47.014	20	41:32.250	21	41:16.241
15	159	TD	2 HOUSE / TATE	82	2:45:23.433	22	41:14.543	22	41:00.257	21	41:23.053	17	41:45.579
16	4	B2	4 NORTON / PLACE	79	2:38:14.524	20	42:34.526	21	40:56.474	21	41:12.677	17	33:30.846
17	7	TD	3 SELBY / HARRIS	79	2:46:00.427	13	42:06.103	22	40:54.871	22	42:01.496	22	40:57.956
18	1	C	1 Adam BROWN	77	2:18:01.000	23	40:52.430	23	40:51.391	8	13:42.907	23	42:34.271
19	88	F	1 SALYER / ROGERSON	77	2:48:08.904	20	42:32.245	19	42:06.126	18	40:49.991	20	42:40.541
20	78	A	2 BROWN / TURNER	75	2:41:21.695	20	42:10.294	20	42:34.634	18	40:48.611	17	35:48.155
21	14	A	3 Steve PAPWORTH	68	2:05:22.970	23	41:54.192	23	41:53.041	0		22	41:35.736
22	55	E	1 FLETCHER / FLETCHER	64	2:05:31.077	22	42:43.145	21	40:59.398	21	41:48.533	0	
23	110	PC	3 Gareth COTGROVE	64	2:09:26.566	2	4:04.099	21	42:29.083	20	41:04.496	21	41:48.887
24	69	C	2 GRIFFITHS / MAINWARING	57	2:04:46.208	0		19	41:39.711	19	41:35.178	19	41:31.318
25	23	B2	5 BAKER / MELLOR	56	2:16:28.223	7	13:02.831	6	40:55.149	21	40:57.050	22	41:33.192
26	3	TE	4 David MARSON	52	1:37:28.448	6	13:31.037	23	42:00.766	0		23	41:56.644
27	21	C	3 Christopher HURWOOD	51	1:36:32.503	22	42:10.903	7	12:51.365	0		22	41:30.234
28	888	A	4 Andrew WINDMILL	38	1:08:56.438	15	28:05.962	0		0		23	40:50.476
29	176	A	5 PHILLIPS / GRIFFITHS	1	3:34.877	1	3:34.877	0		0		0	

Car 5 30.89 second penalty applied for incorrect/short pit stop duration/pitting outside window ref Series Infringements

Car 66 73.69 second penalty applied for incorrect/short pit stop duration/pitting outside window ref Series Infringements

Car 4 -2 lap penalty applied for change to 1 car team ref SR's

Car 6 - 30.04 second penalty applied for incorrect/short pit stop duration/pitting outside window ref Series Infringements

Car 97 - 35.81 second penalty applied for incorrect/short pit stop duration/pitting outside window ref Series Infringements

Weather / Track : Bright / Dry

Anglesey International GP: 2.1000 miles

These results are provisional until the conclusion of any judicial and technical matters.

Clerk Of Course :	Stewards :	Timekeeper : Lisa Sneader
-------------------	------------	---------------------------