

Knockhill

3rd July 2021

Clockwise



S.M.A.R.T.

Scottish Motorsports Automatic Race Timing

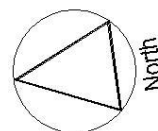
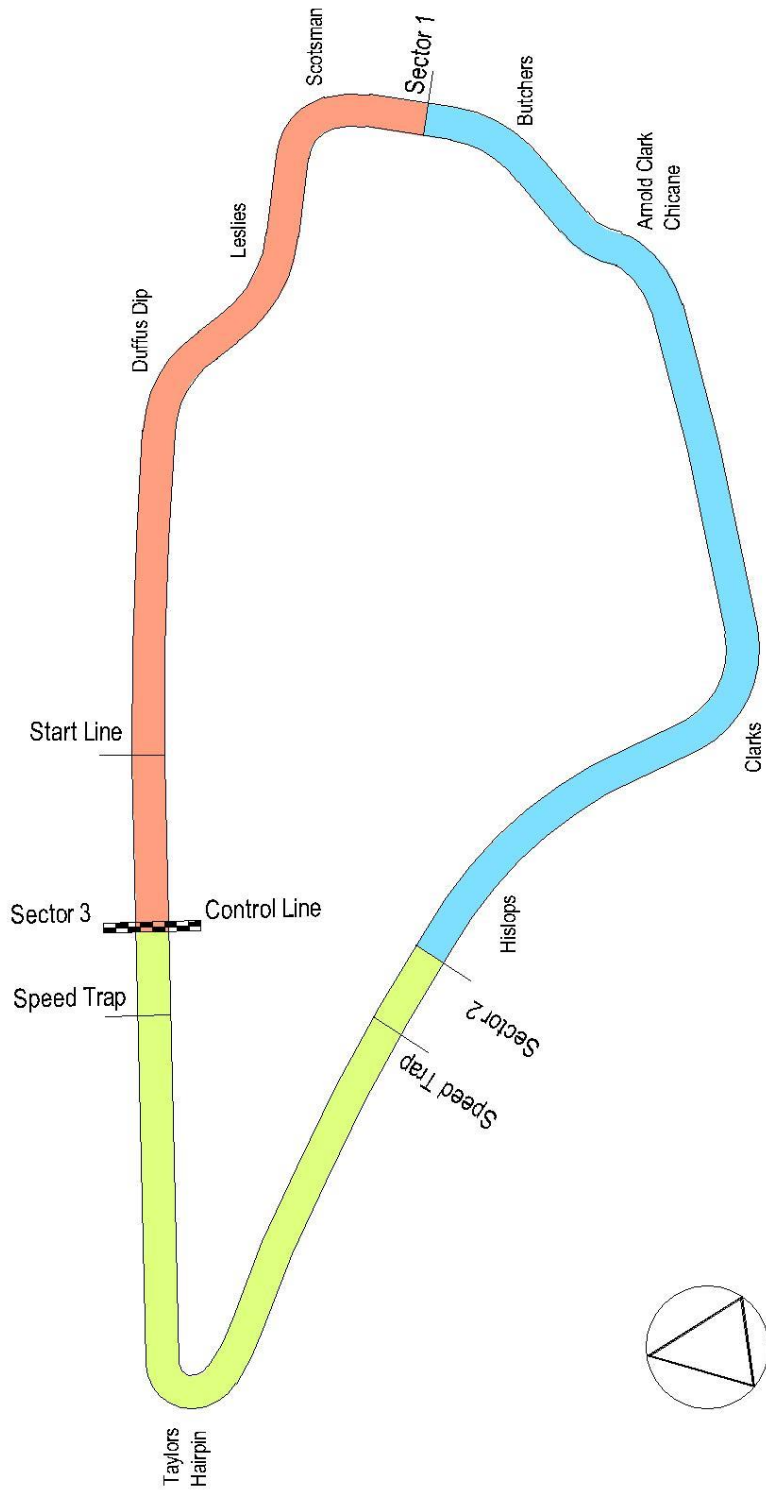

Ravenslea, Melrose Road, Galashiels, TD1 2AT

Telephone : 01896 – 752447

Scottish Motorsports Automatic Race Timing

Circuit layout

Knockhill – Clockwise



Sector	Length
Sector 1	0.433 Mile
Sector 2	0.503 Mile
Sector 3	0.334 Mile



Bulletin No. _____

CSCC Race meeting**Sorted on best lap time**

Tin Tops / Puma Cup

Knockhill 1.267 miles

Qualifying 4

03/07/2021 10:45

Practice (30:00 Time) started at 10:32:15

Pos	No.	Name	Make/Model	CC	Class	Laps	Best Tm	Diff	Best Speed	2nd Best
1	62	C SIMPSON / S SIMPSON	Peugeot 206 RC	2000	A	27	58.181		78.391	58.464
2	1	Martin ADDISON	Peugeot 106 GTi	1600	E	25	58.872	0.691	77.470	59.109
3	27	J SLATER / R HARMAN	Honda Civic Type R	1998	A	29	59.040	0.859	77.250	59.472
4	15	Russell THOMSON	Renault Clio Cup	2000	B	24	59.165	0.984	77.087	59.453
5	30	G BARLOW / D CASSAR	Honda Integra Type R	1998	A	24	59.380	1.199	76.808	59.410
6	84	N TONGUE / L WEBSTER	Peugeot 306	2000	A	28	59.432	1.251	76.740	59.722
7	2	Blair ROEBUCK	Honda Civic	1600	E	23	1:00.795	2.614	75.020	1:01.171
8	22	Shaun ELY	Peugeot 205 GTi	1580	F	21	1:00.865	2.684	74.934	1:00.914
9	14	Steve PAPWORTH	Ford Fiesta ST	2000	C	28	1:01.219	3.038	74.500	1:01.685
10	119	Dominic ROSE	Renault Clio 172	2000	B	28	1:02.509	4.328	72.963	1:02.870
11	16	Terry UPTON	Ford Fiesta ST	2000	C	27	1:03.363	5.182	71.980	1:03.503
12	196	J GLOVER / E GLANVILL	Ford Puma	1700	PC	24	1:04.533	6.352	70.675	1:04.603
13	41	Michael PETERS	Ford Fiesta ST	2000	C	25	1:05.542	7.361	69.587	1:06.320
14	810	John BAKER	Renault Clio 172	1998	B	25	1:05.799	7.618	69.315	1:06.005
15	142	M JACKSON / N JACKSON	Ford Puma	1700	PC	24	1:06.421	8.240	68.666	1:06.855
16	169	Benjamin ISAACS	Ford Puma	1700	PC	25	1:06.820	8.639	68.256	1:06.991
17	33	P HAMMOND / E QUAINMERI	Vauxhall Nova GTE	1598	F	23	1:08.728	10.547	66.361	1:09.462
18	77	M & L ALEXANDER-WILLIAMS	Citroen Saxo	1600	F	12	1:09.556	11.375	65.571	1:09.663
19	35	Joe BENN	Ford Fiesta	1400	F	23	1:10.038	11.857	65.120	1:10.040
20	21	Christopher HURWOOD	Ford Fiesta ST	2000	C	13	1:10.655	12.474	64.551	1:12.009
21	88	Andrew BARRON	Ford Ka	1300	G	16	1:12.196	14.015	63.173	1:12.499

Announcements

Car No's 1 & 84 - Selected lap times disallowed - exceeding track limits.

Clerk of the Course.

Sig: Rob Briggs Time :

Chief Timekeeper : Ian Sharp (SMART Timing)

Results available at www.smart-timing.co.uk & www.speedhive.com

Printed: 03/07/2021 11:05:16

Orbits





CSCC Race meeting

Tin Tops / Puma Cup

Knockhill 1.267 miles

Qualifying 4

03/07/2021 10:45

Practice (30:00 Time) started at 10:32:15

Lap	Time of Day	Lap Tm	S1	S2	S3	Lap	Time of Day	Lap Tm	S1	S2	S3
(62) C SIMPSON / S SIMPSON						9	10:41:39.530	1:00.104	19.582	22.760	17.762
1	10:34:01.126			27.822	19.780	10	10:42:39.500	59.970	19.469	22.926	17.575
2	10:35:04.120	1:02.994	20.580	24.368	18.046	11	10:43:45.324	1:05.824	20.494	23.607	21.723
3	10:36:05.704	1:01.584	20.078	23.684	17.822	12	10:45:55.219	2:09.895		24.573	17.919
4	10:37:07.110	1:01.406	19.856	23.842	17.708	13	10:46:57.389	1:02.170	20.459	23.268	18.443
5	10:38:09.847	1:02.737	19.874	23.881	18.982	14	10:47:57.350	59.961	19.519	22.708	17.734
6	10:39:12.654	1:02.807	19.976	24.651	18.180	15	10:48:56.997	59.647	19.367	22.396	17.884
7	10:40:14.758	1:02.104	20.012	24.431	17.661	16	10:50:00.207	1:03.210	19.573	25.007	18.630
8	10:41:16.073	1:01.315	20.088	23.634	17.593	17	10:50:59.779	59.572	19.350	22.522	17.700
9	10:42:17.584	1:01.511	20.235	23.264	18.012	18	10:52:02.612	1:02.833	20.954	24.027	17.852
10	10:43:18.829	1:01.245	20.277	23.180	17.788	19	10:53:02.538	59.926	19.696	22.617	17.613
11	10:44:19.607	1:00.778	19.770	23.042	17.966	20	10:54:02.473	59.935	19.941	22.542	17.452
12	10:45:31.578	1:11.971	20.540	26.032	25.399	21	10:55:01.945	59.472	19.295	22.368	17.809
13	10:48:07.562	2:35.984		23.540	19.904	22	10:56:03.020	1:01.075	19.714	23.631	17.730
14	10:49:06.481	58.919	19.134	22.305	17.480	23	10:57:03.845	1:00.825	19.483	23.803	17.539
15	10:50:05.798	59.317	19.360	22.274	17.683	24	10:58:03.436	59.591	19.075	22.538	17.978
16	10:51:05.387	59.589	19.977	22.233	17.379	25	10:59:03.331	59.895	19.389	22.610	17.896
17	10:52:03.851	58.464	18.872	22.331	17.261	26	11:00:02.371	59.040	19.091	22.484	17.465
18	10:53:07.264	1:03.413	19.818	22.848	20.747	27	11:01:05.082	1:02.711	19.691	24.040	18.980
19	10:54:06.144	58.880	19.004	22.403	17.473	28	11:02:06.443	1:01.361	19.231	23.453	18.677
20	10:55:06.054	59.910	19.048	22.932	17.930	29	11:03:19.272	1:12.829	22.469	25.546	24.814
21	10:56:05.031	58.977	18.962	22.500	17.515	(15) Russell THOMSON					
22	10:57:04.822	59.791	18.963	23.200	17.628	1	10:33:31.193			26.267	18.832
23	10:58:03.003	58.181	18.692	22.032	17.457	2	10:34:33.660	1:02.467	20.331	23.831	18.305
24	10:59:01.883	58.880	19.037	22.242	17.601	3	10:35:34.000	1:00.340	19.668	22.632	18.040
25	11:00:00.500	58.617	18.850	22.253	17.514	4	10:36:35.272	1:01.272	19.706	23.659	17.907
26	11:00:59.312	58.812	18.906	22.124	17.782	5	10:37:37.349	1:02.077	20.573	23.538	17.966
27	11:02:07.048	1:07.736	19.844	24.850	23.042	6	10:38:38.369	1:01.020	19.979	23.045	17.996
(1) Martin ADDISON						7	10:39:42.805	1:04.436	19.665	25.510	19.261
1	10:33:27.668			26.259	19.366	8	10:40:42.791	59.986	19.109	23.070	17.807
2	10:34:29.263	1:01.595	19.910	22.672	19.013	9	10:41:43.093	1:00.302	19.447	23.000	17.855
3	10:35:29.802	1:00.539	19.864	22.693	17.982	10	10:42:43.812	1:00.719	19.806	22.758	18.155
4	10:36:32.423	1:02.621	19.785	24.348	18.488	11	10:43:59.706	1:15.894	22.563	27.012	26.319
5	10:37:32.492	1:00.069	19.281	22.599	18.189	12	10:47:47.549	3:47.843		23.093	17.979
6	10:38:32.952	1:00.460	19.270	23.234	17.956	13	10:48:47.867	1:00.318	19.201	23.166	17.951
7	10:39:31.906	58.954	19.358	21.766	17.830	14	10:49:47.970	1:00.103	18.992	23.116	17.995
8	10:40:34.732	1:02.826	18.995	23.871	19.960	15	10:50:48.135	1:00.165	19.158	22.922	18.085
9	10:41:45.950	1:11.218		22.738	17.939	16	10:51:47.973	59.838	19.262	22.883	17.693
10	10:42:45.199	59.249	19.185	22.237	17.827	17	10:52:47.138	59.165	18.867	22.660	17.638
11	10:43:46.441	1:01.242	19.607	23.539	18.096	18	10:53:46.591	59.453	18.997	22.498	17.958
12	10:44:46.995	1:00.554	19.170	23.131	18.253	19	10:54:46.310	59.719	19.284	22.668	17.767
13	10:45:46.303	59.308	19.247	22.211	17.850	20	10:55:46.473	1:00.163	18.919	23.441	17.803
14	10:46:45.412	59.109	19.367	21.881	17.861	21	10:56:46.119	59.646	18.982	22.846	17.818
15	10:47:44.284	58.872	19.117	22.010	17.745	22	10:57:46.129	1:00.010	19.179	22.930	17.901
16	10:48:59.101	1:14.817	20.615	33.668	20.534	23	10:58:46.134	1:00.005	19.239	22.930	17.836
17	10:49:58.938	59.837	19.164	22.471	18.202	24	10:59:57.454	1:11.320	20.235	26.245	24.840
18	10:50:58.932	59.994	19.354	22.702	17.938	(30) G BARLOW / D CASSAR					
19	10:51:58.592	59.660	19.250	22.502	17.908	1	10:33:40.220				19.394
20	10:52:59.271	1:00.679	19.516	23.100	18.063	2	10:34:43.400	1:03.180			18.932
21	10:54:02.670	1:03.399	20.183	23.302	19.914	3	10:35:46.071	1:02.671			18.559
22	10:55:58.125	1:55.455		23.565	18.303	4	10:36:49.430	1:03.359			18.200
23	10:56:57.861	59.736	19.403	22.362	17.971	5	10:37:53.644	1:04.214			19.845
24	10:57:57.271	59.410	19.118	22.354	17.938	6	10:38:57.714	1:04.070			18.924
25	10:58:59.282	1:02.011	19.095	22.190	20.726	7	10:40:03.732	1:06.018			20.027
(27) J SLATER / R HARMAN						8	10:41:05.465	1:01.733			18.417
1	10:33:27.545			26.861	19.798	9	10:42:07.806	1:02.341			18.630
2	10:34:30.625	1:03.080	21.259	23.922	17.899	10	10:43:11.250	1:03.444			18.546
3	10:35:31.475	1:00.850	20.125	23.173	17.552	11	10:44:16.983	1:05.733			21.645
4	10:36:33.965	1:02.490	19.672	24.922	17.896	12	10:46:36.540	2:19.557			18.355
5	10:37:36.915	1:02.950	21.503	23.563	17.884	13	10:47:37.323	1:00.783			18.210
6	10:38:37.856	1:00.941	19.822	23.259	17.860	14	10:48:40.314	1:02.991			18.607
7	10:39:38.574	1:00.718	19.688	23.215	17.815	15	10:49:42.763	1:02.449			18.128
8	10:40:39.426	1:00.852	19.852	22.986	18.014	16	10:50:45.574	1:02.811			18.186
						17	10:51:44.984	59.410			17.774

Clerk of the Course.
 Sig: Rob Briggs Time :
 Chief Timekeeper : Ian Sharp (SMART Timing)
 Results available at www.smart-timing.co.uk & www.speedhive.com
 Printed: 03/07/2021 11:09:10





CSCC Race meeting

Tin Tops / Puma Cup

Knockhill 1.267 miles

Qualifying 4

03/07/2021 10:45

Practice (30:00 Time) started at 10:32:15

Lap	Time of Day	Lap Tm	S1	S2	S3	Lap	Time of Day	Lap Tm	S1	S2	S3
18	10:52:45.863	1:00.879			18.153	3	10:35:39.821	1:02.184	20.409	22.645	19.130
19	10:53:45.292	59.429			17.938	4	10:36:46.088	1:06.267	20.255	25.954	20.058
20	10:54:53.103	1:07.811			19.677	5	10:37:50.521	1:04.433	20.258	25.226	18.949
21	10:55:54.976	1:01.873			18.439	6	10:38:52.701	1:02.180	19.952	23.592	18.636
22	10:56:54.808	59.832			18.239	7	10:39:54.859	1:02.158	20.074	23.117	18.967
23	10:57:54.188	59.380			17.709	8	10:40:56.539	1:01.680	20.034	22.541	19.105
24	10:58:56.645	1:02.457			20.360	9	10:42:01.775	1:05.236	20.554	23.168	21.514

(84) N TONGUE / L WEBSTER

1	10:33:43.623				22.306
2	10:34:53.813	1:10.190			19.524
3	10:35:57.955	1:04.142			18.876
4	10:37:00.416	1:02.461			18.346
5	10:38:08.410	1:07.994			18.766
6	10:39:12.471	1:04.061			18.667
7	10:40:17.934	1:05.463			18.474
8	10:41:22.178	1:04.244			19.415
9	10:42:24.236	1:02.058			18.231
10	10:43:27.618	1:03.382			18.537
11	10:44:38.776	1:11.158			24.289
12	10:46:43.480	2:04.704			19.597
13	10:47:49.250	1:05.770			19.760
14	10:48:51.196	1:01.946			18.924
15	10:49:52.005	1:00.809			18.410
16	10:50:54.616	1:02.611			19.237
17	10:51:55.019	1:00.403			18.489
18	10:52:57.215	1:02.196			18.663
19	10:53:57.265	1:00.050			18.109
20	10:54:59.263	1:01.998			18.543
21	10:55:59.533	1:00.270			18.478
22	10:56:59.255	59.722			18.155
23	10:58:02.279	1:03.024			18.764
24	10:59:04.025	1:01.746			19.339
25	11:00:03.457	59.432			17.802
26	11:01:07.462	1:04.005			19.064
27	11:02:08.755	1:01.293			19.732
28	11:03:29.470	1:20.715			29.506

(2) Blair ROEBUCK

1	10:33:44.366			28.875	22.073
2	10:34:51.720	1:07.354	22.501	25.646	19.207
3	10:35:55.550	1:03.830			18.894
4	10:36:57.687	1:02.137			17.902
5	10:38:00.318	1:02.631			18.303
6	10:39:02.375	1:02.057	19.839	24.057	18.161
7	10:40:04.873	1:02.498	20.341	23.735	18.422
8	10:41:06.653	1:01.780	19.812	23.651	18.317
9	10:42:13.020	1:06.367			22.207
10	10:46:26.816	4:13.796			23.361
11	10:47:38.629	1:11.813			20.767
12	10:48:42.028	1:03.399			18.583
13	10:49:44.953	1:02.925	20.283	24.091	18.551
14	10:50:47.607	1:02.654			18.729
15	10:51:49.868	1:02.261		23.163	18.210
16	10:52:50.663	1:00.795			17.926
17	10:53:58.166	1:07.503			18.811
18	10:55:01.177	1:03.011			18.463
19	10:56:03.715	1:02.538			18.811
20	10:57:05.743	1:02.028			18.458
21	10:58:06.914	1:01.171	19.781	23.099	18.291
22	10:59:20.245	1:13.331	22.916	28.273	22.142
23	11:00:37.843	1:17.598	23.620	27.045	26.933

(22) Shaun ELY

1	10:33:33.754			24.989	20.880
2	10:34:37.637	1:03.883	21.551	23.053	19.279

(14) Steve PAPWORTH

1	10:33:54.430				23.381
2	10:35:08.057	1:13.627			20.342
3	10:36:12.159	1:04.102			18.568
4	10:37:16.377	1:04.218			19.130
5	10:38:19.689	1:03.312			18.571
6	10:39:24.004	1:04.315			18.784
7	10:40:28.215	1:04.211			18.843
8	10:41:33.678	1:05.463			19.000
9	10:42:36.829	1:03.151			18.747
10	10:43:39.278	1:02.449			18.263
11	10:44:44.625	1:05.347			18.632
12	10:45:46.795	1:02.170			18.456
13	10:46:48.766	1:01.971			18.394
14	10:47:50.583	1:01.817			18.394
15	10:48:52.287	1:01.704			18.460
16	10:49:54.479	1:02.192			18.310
17	10:50:57.103	1:02.624			19.044
18	10:52:00.263	1:03.160			18.391
19	10:53:02.108	1:01.845			18.391
20	10:54:04.870	1:02.762			18.365
21	10:55:07.233	1:02.363			18.843
22	10:56:11.053	1:03.820			18.553
23	10:57:13.227	1:02.174			18.336
24	10:58:16.739	1:03.512			18.806
25	10:59:18.424	1:01.685			18.349
26	11:00:20.513	1:02.089			18.450
27	11:01:22.392	1:01.879			18.550
28	11:02:23.611	1:01.219			18.281

(119) Dominic ROSE

1	10:33:50.159				22.719
2	10:35:05.307	1:15.148			20.580
3	10:36:10.083	1:04.776			18.842
4	10:37:14.594	1:04.511			18.707
5	10:38:18.849	1:04.255			18.739
6	10:39:23.456	1:04.607			18.686
7	10:40:27.503	1:04.047			18.728
8	10:41:33.985	1:06.482			19.711
9	10:42:37.974	1:03.989			18.867
10	10:43:40.950	1:02.976			18.482
11	10:45:04.078	1:23.128			21.978
12	10:46:07.384	1:03.306			18.421
13	10:47:11.817	1:04.433			18.909
14	10:48:14.904	1:03.087			18.656
15	10:49:18.864	1:03.960			18.949

Clerk of the Course.

Sig: Rob Briggs Time :

Chief Timekeeper : Ian Sharp (SMART Timing)

Results available at www.smart-timing.co.uk & www.speedhive.com

Printed: 03/07/2021 11:09:10

Orbits





CSCC Race meeting

Tin Tops / Puma Cup

Knockhill 1.267 miles

Qualifying 4

03/07/2021 10:45

Practice (30:00 Time) started at 10:32:15

Lap	Time of Day	Lap Tm	S1	S2	S3	Lap	Time of Day	Lap Tm	S1	S2	S3
16	10:50:22.502	1:03.638			18.744	23	11:01:36.497	1:05.034			19.442
17	10:51:26.370	1:03.868			18.850	24	11:02:41.362	1:04.865			19.900
18	10:52:29.646	1:03.276			18.595						
19	10:53:33.684	1:04.038			18.583						
20	10:54:37.106	1:03.422			19.114						
21	10:55:39.976	1:02.870			18.599						
22	10:56:42.982	1:03.006			18.674						
23	10:57:47.971	1:04.989			19.017						
24	10:58:50.958	1:02.987			18.630						
25	10:59:53.907	1:02.949			18.821						
26	11:00:56.980	1:03.073			18.743						
27	11:01:59.489	1:02.509			18.503						
28	11:03:03.712	1:04.223			18.319						
(16) Terry UPTON											
1	10:34:00.095				24.902	1	10:34:06.332				25.962
2	10:35:19.819	1:19.724			22.003	2	10:35:29.617	1:23.285			22.978
3	10:36:33.052	1:13.233			20.434	3	10:36:54.673	1:25.056			21.536
4	10:37:41.180	1:08.128			19.208	4	10:38:13.288	1:18.615			21.898
5	10:38:48.192	1:07.012			19.344	5	10:39:26.461	1:13.173	23.543	28.120	21.510
6	10:39:54.703	1:06.511			19.190	6	10:40:40.161	1:13.700	23.137	29.273	21.290
7	10:41:00.252	1:05.549			19.089	7	10:41:51.489	1:11.328	23.008	27.550	20.770
8	10:42:05.428	1:05.176				8	10:43:01.808	1:10.319			20.414
9	10:43:11.553	1:06.125				9	10:44:11.350	1:09.542			19.990
10	10:44:15.842	1:04.289				10	10:45:22.030	1:10.680			21.869
11	10:45:20.486	1:04.644				11	10:46:32.966	1:10.936			20.184
12	10:46:25.414	1:04.928				12	10:47:41.002	1:08.036			20.086
13	10:47:30.546	1:05.132				13	10:48:51.091	1:10.089			22.391
14	10:48:35.074	1:04.528				14	10:50:02.326	1:11.235			20.028
15	10:49:41.120	1:06.046				15	10:51:13.757	1:11.431			20.288
16	10:50:48.009	1:06.889				16	10:52:21.548	1:07.791			19.948
17	10:51:52.875	1:04.866				17	10:53:30.478	1:08.930			20.418
18	10:52:58.285	1:05.410				18	10:54:38.303	1:07.825			21.170
19	10:54:02.297	1:04.012				19	10:55:45.660	1:07.357			19.735
20	10:55:06.100	1:03.803				20	10:56:51.980	1:06.320			19.507
21	10:56:12.215	1:06.115				21	10:58:00.621	1:08.641			19.750
22	10:57:15.796	1:03.581				22	10:59:09.208	1:08.587			19.801
23	10:58:21.357	1:05.561				23	11:00:16.246	1:07.038	21.856	25.501	19.681
24	10:59:25.082	1:03.725			18.892	24	11:01:23.546	1:07.300			20.786
25	11:00:28.590	1:03.508				25	11:02:29.088	1:05.542			19.550
26	11:01:32.093	1:03.503									
27	11:02:35.456	1:03.363									
(810) John BAKER											
1	10:33:33.768				27.793	1	10:33:33.768				21.123
2	10:34:43.599	1:09.831			26.083	2	10:34:43.599	1:09.831	23.372	26.083	20.376
3	10:35:51.326	1:07.727			25.411	3	10:35:51.326	1:07.727	22.342	25.411	19.974
4	10:36:59.176	1:07.850			19.685	4	10:36:59.176	1:07.850	22.620	25.545	19.685
5	10:38:10.296	1:11.120			20.048	5	10:38:10.296	1:11.120	23.842	27.230	20.048
6	10:39:18.130	1:07.834			19.754	6	10:39:18.130	1:07.834	21.951	26.129	19.754
7	10:40:25.455	1:07.325			19.888	7	10:40:25.455	1:07.325	22.091	25.346	19.888
8	10:41:38.033	1:12.578			24.169	8	10:41:38.033	1:12.578	22.473	25.936	24.169
9	10:45:10.804	3:32.771			19.641	9	10:45:10.804	3:32.771		25.829	19.641
10	10:46:19.636	1:08.832			20.017	10	10:46:19.636	1:08.832	22.232	26.583	20.017
11	10:47:26.729	1:07.093			19.681	11	10:47:26.729	1:07.093	21.487	25.925	19.681
12	10:48:33.918	1:07.189			19.496	12	10:48:33.918	1:07.189	22.326	25.367	19.496
13	10:49:40.838	1:06.920			19.560	13	10:49:40.838	1:06.920	21.728	25.632	19.560
14	10:50:48.610	1:07.772			19.879	14	10:50:48.610	1:07.772	22.020	25.873	19.879
15	10:51:55.277	1:06.667			19.578	15	10:51:55.277	1:06.667	21.905	25.184	19.578
16	10:53:01.961	1:06.684			19.441	16	10:53:01.961	1:06.684	21.935	25.308	19.441
17	10:54:09.975	1:08.014			19.571	17	10:54:09.975	1:08.014	22.445	25.998	19.571
18	10:55:17.017	1:07.042			19.410	18	10:55:17.017	1:07.042	22.094	25.538	19.410
19	10:56:24.118	1:07.101			19.761	19	10:56:24.118	1:07.101	21.775	25.565	19.761
20	10:57:30.704	1:06.586			19.585	20	10:57:30.704	1:06.586	21.496	25.505	19.585
21	10:58:37.280	1:06.576			19.502	21	10:58:37.280	1:06.576	21.641	25.433	19.502
22	10:59:43.966	1:06.686			19.366	22	10:59:43.966	1:06.686	21.568	25.752	19.366
23	11:00:50.007	1:06.041			19.257	23	11:00:50.007	1:06.041	21.391	25.393	19.257
24	11:01:56.012	1:06.005			19.399	24	11:01:56.012	1:06.005	21.410	25.196	19.399
25	11:03:01.811	1:05.799			19.249	25	11:03:01.811	1:05.799	21.460	25.090	19.249
(142) M JACKSON / N JACKSON											
1	10:33:56.014				31.846	1	10:33:56.014				24.274
2	10:35:10.301	1:14.287			21.332	2	10:35:10.301	1:14.287	24.272	28.683	21.332
3	10:36:20.249	1:09.948			20.611	3	10:36:20.249	1:09.948	22.540	26.797	20.611
4	10:37:28.590	1:08.341			20.351	4	10:37:28.590	1:08.341	22.440	25.550	20.351
5	10:38:37.398	1:08.808			20.223	5	10:38:37.398	1:08.808	22.354	26.231	20.223
6	10:39:49.975	1:12.577			20.167	6	10:39:49.975	1:12.577	26.716	25.694	20.167
7	10:40:57.847	1:07.872			20.197	7	10:40:57.847	1:07.872	22.516	25.159	20.197
8	10:42:05.503	1:07.656			20.243	8	10:42:05.503	1:07.656	22.151	25.262	20.243
(196) J GLOVER / E GLANVILL											
1	10:34:12.431				23.151	1	10:34:12.431				
2	10:35:24.952	1:12.521			21.595	2	10:35:24.952	1:12.521			
3	10:36:39.863	1:14.911			21.337	3	10:36:39.863	1:14.911			
4	10:37:51.892	1:12.029			21.018	4	10:37:51.892	1:12.029			
5	10:39:00.887	1:08.995			20.918	5	10:39:00.887	1:08.995			
6	10:40:10.204	1:09.317			20.456	6	10:40:10.204	1:09.317			
7	10:41:21.280	1:11.076			20.503	7	10:41:21.280	1:11.076			
8	10:42:29.033	1:07.753			19.944	8	10:42:29.033	1:07.753			
9	10:43:37.539	1:08.506			20.421	9	10:43:37.539	1:08.506			
10	10:44:53.770	1:16.231			25.300	10	10:44:53.770	1:16.231			
11	10:48:25.597	3:31.827			19.930	11	10:48:25.597	3:31.827			
12	10:49:31.652	1:06.055			19.657	12	10:49:31.652	1:06.055			
13	10:50:37.649	1:05.997			19.696	13	10:50:37.649	1:05.997			
14	10:51:42.577	1:04.928			19.414	14	10:51:42.577	1:04.928			
15	10:52:48.538	1:05.961			19.730	15	10:52:48.538	1:05.961			
16	10:53:54.204	1:05.666			19.573	16	10:53:54.204	1:05.666			
17	10:54:59.282	1:05.078			19.536	17	10:54:59.282	1:05.078			
18	10:56:06.687	1:07.405			20.222	18	10:56:06.687	1:07.405			
19	10:57:11.323	1:04.636			19.454	19	10:57:11.323	1:04.636			
20	10:58:22.327	1:11.004			20.057	20	10:58:22.327	1:11.004			
21	10:59:26.930	1:04.603			19.328	21	10:59:26.930	1:04.603			
22	11:00:31.463	1:04.533			19.420	22	11:00:31.463	1:04.533			

Clerk of the Course.

Sig: Rob Briggs Time :
Chief Timekeeper : Ian Sharp (SMART Timing)
Results available at www.smart-timing.co.uk & www.speedhive.com

Orbits





CSCC Race meeting

Tin Tops / Puma Cup

Knockhill 1.267 miles

Qualifying 4

03/07/2021 10:45

Practice (30:00 Time) started at 10:32:15

Lap	Time of Day	Lap Tm	S1	S2	S3	Lap	Time of Day	Lap Tm	S1	S2	S3
9	10:43:13.167	1:07.664	22.537	25.003	20.124	22	11:01:57.837	1:10.629	22.758	26.667	21.204
10	10:44:21.072	1:07.905	22.116	25.322	20.467	23	11:03:09.648	1:11.811	22.899	28.192	20.720
11	10:45:28.143	1:07.071	21.783	24.900	20.388	(77) M & L ALEXANDER-WILLIAMS					
12	10:46:38.676	1:10.533	22.132	25.251	23.150	1	10:33:41.126		28.550		23.101
13	10:49:47.691	3:09.015		26.348	20.809	2	10:35:01.740	1:20.614	27.004	29.384	24.226
14	10:50:57.873	1:10.182	22.242	26.280	21.660	3	10:36:20.697	1:18.957	26.395	28.664	23.898
15	10:52:06.300	1:08.427	22.455	25.671	20.301	4	10:37:42.300	1:21.603	26.836	29.700	25.067
16	10:53:19.627	1:13.327	21.753	31.252	20.322	5	10:39:06.881	1:24.581	27.077	28.719	28.785
17	10:54:26.859	1:07.232	21.550	25.404	20.278	6	10:41:56.758	2:49.877		27.494	21.538
18	10:55:34.264	1:07.405	21.972	25.429	20.004	7	10:43:07.133	1:10.375	22.566	26.347	21.462
19	10:56:41.193	1:06.929	21.806	25.314	19.809	8	10:44:16.796	1:09.663	22.033	25.868	21.762
20	10:57:49.927	1:08.734	21.903	25.853	20.978	9	10:45:34.858	1:18.062	24.264	28.352	25.446
21	10:58:56.787	1:06.860	21.589	25.217	20.054	10	10:47:20.032	1:45.174		27.532	21.723
22	11:00:03.739	1:06.952	21.815	24.903	20.234	11	10:48:29.588	1:09.556	22.046	25.792	21.718
23	11:01:10.160	1:06.421	21.622	24.727	20.072	12	10:49:42.337	1:12.749	22.285	25.724	24.740
24	11:02:17.015	1:06.855	21.760	25.124	19.971						

(169) Benjamin ISAACS

1	10:34:04.266		30.815	23.680	
2	10:35:23.562	1:19.296	25.228	31.712	22.356
3	10:36:40.278	1:16.716	24.249	30.444	22.023
4	10:37:53.908	1:13.630		21.448	20.632
5	10:39:03.895	1:09.987		26.547	20.587
6	10:40:13.218	1:09.323	22.598	26.138	21.648
7	10:41:24.202	1:10.984	22.993	26.343	22.292
8	10:42:35.024	1:10.822	22.608	25.922	21.316
9	10:44:48.628	2:13.604		26.604	20.620
10	10:45:57.088	1:08.460		20.620	20.751
11	10:47:07.262	1:10.174		20.751	21.159
12	10:48:16.371	1:09.109		21.159	20.181
13	10:49:24.096	1:07.725		20.181	20.072
14	10:50:31.786	1:07.690	22.160	25.458	20.321
15	10:51:39.883	1:08.097		20.321	20.807
16	10:52:47.722	1:07.839		20.807	20.571
17	10:53:54.771	1:07.049		20.571	20.079
18	10:55:02.366	1:07.595		20.079	19.786
19	10:56:09.186	1:06.820		19.786	21.230
20	10:57:19.748	1:10.562		21.230	20.709
21	10:58:28.821	1:09.073	22.342	26.022	20.216
22	10:59:38.686	1:09.865	22.520	27.129	20.360
23	11:00:46.618	1:07.932		20.360	20.011
24	11:01:53.609	1:06.991		20.011	20.033
25	11:03:00.672	1:07.063	21.852	25.178	

(35) Joe BENN

1	10:34:12.863		29.776	24.440	
2	10:35:31.302	1:18.439	24.917	29.316	24.206
3	10:36:52.484	1:21.182	27.372	31.909	21.901
4	10:38:04.716	1:12.232	23.035	27.080	22.117
5	10:39:17.320	1:12.604	23.197	27.587	21.820
6	10:40:28.742	1:11.422	23.522	26.509	21.391
7	10:41:40.428	1:11.686	22.619	26.972	22.095
8	10:42:55.862	1:15.434	23.591	27.376	24.467
9	10:46:14.760	3:18.898		26.874	21.912
10	10:47:25.790	1:11.030	23.088	26.347	21.595
11	10:48:37.453	1:11.663	23.690	26.437	21.536
12	10:49:52.247	1:14.794	24.526	27.978	22.290
13	10:51:03.680	1:11.433	23.548	26.398	21.487
14	10:52:13.720	1:10.040	22.445	26.134	21.461
15	10:53:25.053	1:11.333	22.571	27.338	21.424
16	10:54:35.091	1:10.038	22.685	25.997	21.356
17	10:55:46.203	1:11.112	23.333	26.357	21.422
18	10:56:56.750	1:10.547	22.701	26.242	21.604
19	10:58:08.526	1:11.776	23.926	26.085	21.765
20	10:59:18.643	1:10.117	22.589	26.130	21.398
21	11:00:28.771	1:10.128	22.523	25.920	21.685
22	11:01:40.917	1:12.146	22.760	27.148	22.238
23	11:02:51.642	1:10.725	22.813	26.231	21.681

(21) Christopher HURWOOD

1	10:34:01.903			25.251	
2	10:35:21.954	1:20.051	26.318	30.956	22.777
3	10:36:38.223	1:16.269	25.161	29.773	21.335
4	10:37:54.282	1:16.059			22.621
5	10:39:08.172	1:13.890		28.282	21.396
6	10:40:20.605	1:12.433	23.836	27.830	20.767
7	10:41:32.843	1:12.238	23.123	27.951	21.164
8	10:42:44.935	1:12.092	23.818	27.526	20.748
9	10:43:57.067	1:12.132	23.430	27.494	21.208
10	10:45:09.332	1:12.265	24.028	27.407	20.830
11	10:46:21.341	1:12.009	22.908	28.333	20.768
12	10:47:31.996	1:10.655			20.451
13	10:49:03.330	1:31.334		33.506	35.080

(33) P HAMMOND / E QUAINMERE

1	10:33:23.304		25.261	20.474	
2	10:34:32.032	1:08.728	21.403	24.444	22.881
3	10:35:53.001	1:20.969	24.298	20.948	22.596
4	10:40:08.264	4:15.263		30.896	23.092
5	10:41:25.040	1:16.776	24.481	29.203	22.258
6	10:42:40.115	1:15.075	24.172	28.645	21.451
7	10:43:54.044	1:13.929	24.049	28.429	22.007
8	10:45:07.785	1:13.741	23.881	27.853	20.967
9	10:46:19.536	1:11.751	23.165	27.619	21.364
10	10:47:31.528	1:11.992	22.941	27.687	22.839
11	10:48:51.816	1:20.288	24.103	33.346	21.376
12	10:50:05.175	1:13.359	23.835	28.148	20.976
13	10:51:16.716	1:11.541	22.556	28.009	21.062
14	10:52:27.503	1:10.787	22.694	27.031	21.143
15	10:53:40.383	1:12.880	23.174	28.563	20.995
16	10:54:49.845	1:09.462	22.312	26.799	20.351
17	10:56:00.059	1:10.214	22.639	26.580	20.775
18	10:57:10.747	1:10.688	22.112	27.801	20.787
19	10:58:25.019	1:14.272	23.612	29.873	20.487
20	10:59:36.041	1:11.022	22.710	27.825	21.313
21	11:00:47.208	1:11.167	22.551	27.303	

(88) Andrew BARRON

1	10:34:05.558		28.890	23.563	
2	10:35:23.966	1:18.408	24.691	30.463	23.254
3	10:36:45.094	1:21.128	25.018	32.060	24.050
4	10:38:41.502	1:56.408		28.207	22.728
5	10:39:55.509	1:14.007	24.623	27.137	22.247
6	10:41:09.504	1:13.995	24.071	27.085	22.839
7	10:42:23.237	1:13.733	24.077	27.072	22.584
8	10:43:36.311	1:13.074	23.765	27.355	21.954

Clerk of the Course.

Sig: Rob Briggs Time :
Chief Timekeeper : Ian Sharp (SMART Timing)
Results available at www.smart-timing.co.uk & www.speedhive.com

Printed: 03/07/2021 11:09:10

Orbits





Bulletin No. _____

CSCC Race meeting

Tin Tops / Puma Cup

Knockhill 1.267 miles

Qualifying 4

03/07/2021 10:45

Practice (30:00 Time) started at 10:32:15

Lap	Time of Day	Lap Tm	S1	S2	S3	Lap	Time of Day	Lap Tm	S1	S2	S3
9	10:44:52.484	1:16.173	26.053	27.755	22.365						
10	10:46:04.983	1:12.499	23.723	26.913	21.863						
11	10:47:19.467	1:14.484	25.348	27.229	21.907						
12	10:48:31.663	1:12.196	23.842	26.533	21.821						
13	10:49:46.170	1:14.507	25.027	27.086	22.394						
14	10:50:58.754	1:12.584	23.403	26.620	22.561						
15	10:52:11.515	1:12.761	23.659	27.137	21.965						
16	10:53:31.949	1:20.434	23.984	29.372	27.078						

Clerk of the Course.

Orbits

Sig: Rob Briggs Time :

Chief Timekeeper : Ian Sharp (SMART Timing)

Results available at www.smart-timing.co.uk & www.speedhive.com

Printed: 03/07/2021 11:09:10





Bulletin No. _____

CSCC Race meeting

Tin Tops / Puma Cup

Knockhill 1.267 miles

Race 4

03/07/2021 15:45

Race (30:00 Time)

POLE POSITION

2
 1 Martin ADDISON
 58.872

1
 62 C SIMPSON / S SIMPSON
 58.181

4
 15 Russell THOMSON
 59.165

3
 27 J SLATER / R HARMAN
 59.040

6
 84 N TONGUE / L WEBSTER
 59.432

5
 30 G BARLOW / D CASSAR
 59.380

8
 22 Shaun ELY
 1:00.865

7
 2 Blair ROEBUCK
 1:00.795

10
 119 Dominic ROSE
 1:02.509

9
 14 Steve PAPWORTH
 1:01.219

12
 196 J GLOVER / E GLANVILL
 1:04.533

11
 16 Terry UPTON
 1:03.363

14
 810 John BAKER
 1:05.799

13
 41 Michael PETERS
 1:05.542

16
 169 Benjamin ISAACS
 1:06.820

15
 142 M JACKSON / N JACKSON
 1:06.421

18
 77 M & L ALEXANDER-WILLIAMS
 1:09.556

17
 33 P HAMMOND / E QUAINMERE
 1:08.728

20
 21 Christopher HURWOOD
 1:10.655

19
 35 Joe BENN
 1:10.038

Clerk of the Course.

Sig: Rob Briggs Time :

Chief Timekeeper : Ian Sharp (SMART Timing)

Results available at www.smart-timing.co.uk & www.speedhive.com

Printed: 03/07/2021 11:06:37

Orbits






Bulletin No. _____

CSCC Race meeting

Tin Tops / Puma Cup	Knockhill 1.267 miles
Race 4	03/07/2021 15:45
Race (30:00 Time)	



21
88 Andrew BARRON 1:12.196

11





Bulletin No. _____

CSCC Race meeting**Sorted on Laps**

Tin Tops / Puma Cup

Knockhill 1.267 miles

Race 4

03/07/2021 15:45

Race (30:00 Time) started at 15:25:24

Pos	No.	Name	Make/Model	CC	Class	Laps	Total Tm	Diff	Best Tm	In Lap	2nd Best
1	15	Russell THOMSON	Renault Clio Cup	2000	B	28	30:56.151		58.687	12	59.332
2	1	Martin ADDISON	Peugeot 106 GTi	1600	E	28	30:58.738	2.587	59.508	10	59.517
3	27	J SLATER / R HARMAN	Honda Civic Type R	1998	A	28	31:02.744	6.593	59.097	14	59.224
4	2	Blair ROEBUCK	Honda Civic	1600	E	28	31:24.833	28.682	1:01.043	11	1:01.368
5	84	N TONGUE / L WEBSTER	Peugeot 306	2000	A	28	31:37.090	40.939	1:00.350	15	1:00.666
6	62	C SIMPSON / S SIMPSOI	Peugeot 206 RC	2000	A	28	31:50.666	54.515	59.781	13	59.785
7	22	Shaun ELY	Peugeot 205 GTi	1580	F	28	31:53.637	57.486	1:01.517	13	1:01.653
8	119	Dominic ROSE	Renault Clio 172	2000	B	27	31:17.708	1 Lap	1:02.777	6	1:02.980
9	14	Steve PAPWORTH	Ford Fiesta ST	2000	C	27	31:18.229	1 Lap	1:02.855	13	1:02.949
10	16	Terry UPTON	Ford Fiesta ST	2000	C	26	31:19.702	2 Laps	1:04.211	9	1:04.353
11	810	John BAKER	Renault Clio 172	1998	B	26	32:31.953	2 Laps	1:06.344	6	1:06.366
12	196	J GLOVER / E GLANVILL	Ford Puma	1700	PC	25	30:58.080	3 Laps	1:06.896	16	1:07.016
13	33	P HAMMOND / E QUAIN	Vauxhall Nova GTE	1598	F	25	30:59.686	3 Laps	1:04.850	12	1:04.953
14	41	Michael PETERS	Ford Fiesta ST	2000	C	25	31:07.013	3 Laps	1:04.802	13	1:05.568
15	142	M JACKSON / N JACKSON	Ford Puma	1700	PC	25	31:34.772	3 Laps	1:08.324	15	1:08.355
16	169	Benjamin ISAACS	Ford Puma	1700	PC	25	31:35.136	3 Laps	1:07.591	10	1:08.286
17	21	Christopher HURWOOD	Ford Fiesta ST	2000	C	25	31:53.423	3 Laps	1:07.825	14	1:09.294
18	35	Joe BENN	Ford Fiesta	1400	F	24	32:02.705	4 Laps	1:11.594	16	1:11.926
19	88	Andrew BARRON	Ford Ka	1300	G	23	31:01.974	5 Laps	1:12.754	11	1:13.117
Not classified											
DNF	30	G BARLOW / D CASSAR	Honda Integra Type R	1998	A	23	26:07.041	DNF	59.869	14	59.947
DNF	77	M & L ALEXANDER-WILL	Citroen Saxo	1600	F	19	24:45.836	DNF	1:03.110	17	1:03.600

Announcements

- New Track Record (58.687) for CSCC Tin Tops (B) by Russell THOMSON.
- New Track Record (59.097) for CSCC Tin Tops (A) by J SLATER / R HARMAN.
- New Track Record (59.508) for CSCC Tin Tops (E) by Martin ADDISON.
- New Track Record (1:01.517) for CSCC Tin Tops (F) by Shaun ELY.
- New Track Record (1:02.855) for CSCC Tin Tops (C) by Steve PAPWORTH.
- New Track Record (1:06.896) for CSCC Puma Cup by J GLOVER / E GLANVILL.
- New Track Record (1:12.754) for CSCC Tin Tops (G) by Andrew BARRON.

Margin of Victory	Avg. Speed	Best Lap Tm	Best Speed	Best Lap by
2.587	68.800	58.687	77.715	15 - Russell THOMSON

Clerk of the Course.

Sig: Rob Briggs Time :

Chief Timekeeper : Ian Sharp (SMART Timing)

Results available at www.smart-timing.co.uk & www.speedhive.com

Printed: 03/07/2021 15:59:24

Orbits



Bulletin No. _____

CSCC Race meeting**Sorted on Laps**

Tin Tops / Puma Cup

Knockhill 1.267 miles

Race 4

03/07/2021 15:45

Race (30:00 Time) started at 15:25:24

Pos	No.	Name	Make/Model	CC	Class	Laps	Total Tm	Diff	Best Tm	In Lap	2nd Best
1	15	Russell THOMSON	Renault Clio Cup	2000	B	28	30:56.151		58.687	12	59.332
2	1	Martin ADDISON	Peugeot 106 GTi	1600	E	28	30:58.738	2.587	59.508	10	59.517
3	27	J SLATER / R HARMAN	Honda Civic Type R	1998	A	28	31:02.744	6.593	59.097	14	59.224
4	2	Blair ROEBUCK	Honda Civic	1600	E	28	31:24.833	28.682	1:01.043	11	1:01.368
5	84	N TONGUE / L WEBSTER	Peugeot 306	2000	A	28	31:37.090	40.939	1:00.350	15	1:00.666
6	62	C SIMPSON / S SIMPSOI	Peugeot 206 RC	2000	A	28	31:50.666	54.515	59.781	13	59.785
7	22	Shaun ELY	Peugeot 205 GTi	1580	F	28	31:53.637	57.486	1:01.517	13	1:01.653
8	119	Dominic ROSE	Renault Clio 172	2000	B	27	31:17.708	1 Lap	1:02.777	6	1:02.980
9	14	Steve PAPWORTH	Ford Fiesta ST	2000	C	27	31:18.229	1 Lap	1:02.855	13	1:02.949
10	16	Terry UPTON	Ford Fiesta ST	2000	C	26	31:19.702	2 Laps	1:04.211	9	1:04.353
11	810	John BAKER	Renault Clio 172	1998	B	26	32:31.953	2 Laps	1:06.344	6	1:06.366
12	196	J GLOVER / E GLANVILL	Ford Puma	1700	PC	25	30:58.080	3 Laps	1:06.896	16	1:07.016
13	33	P HAMMOND / E QUAIN	Vauxhall Nova GTE	1598	F	25	30:59.686	3 Laps	1:04.850	12	1:04.953
14	41	Michael PETERS	Ford Fiesta ST	2000	C	25	31:07.013	3 Laps	1:04.802	13	1:05.568
15	142	M JACKSON / N JACKSON	Ford Puma	1700	PC	25	31:34.772	3 Laps	1:08.324	15	1:08.355
16	169	Benjamin ISAACS	Ford Puma	1700	PC	25	31:35.136	3 Laps	1:07.591	10	1:08.286
17	21	Christopher HURWOOD	Ford Fiesta ST	2000	C	25	31:53.423	3 Laps	1:07.825	14	1:09.294
18	35	Joe BENN	Ford Fiesta	1400	F	24	32:02.705	4 Laps	1:11.594	16	1:11.926
19	88	Andrew BARRON	Ford Ka	1300	G	23	31:01.974	5 Laps	1:12.754	11	1:13.117
Not classified											
DNF	30	G BARLOW / D CASSAR	Honda Integra Type R	1998	A	23	26:07.041	DNF	59.869	14	59.947
DNF	77	M & L ALEXANDER-WILL	Citroen Saxo	1600	F	19	24:45.836	DNF	1:03.110	17	1:03.600

Car No.62 - Racetime includes 30 second + short time pitstop penalty.

Margin of Victory	Avg. Speed	Best Lap Tm	Best Speed	Best Lap by
2.587	68.800	58.687	77.715	15 - Russell THOMSON

Clerk of the Course.

Sig: Rob Briggs Time :

Chief Timekeeper : Ian Sharp (SMART Timing)

Results available at www.smart-timing.co.uk & www.speedhive.com

Printed: 03/07/2021 15:59:24

Orbits





CSCC Race meeting

Tin Tops / Puma Cup

Knockhill 1.267 miles

Race 4

03/07/2021 15:45

Race (30:00 Time) started at 15:25:24

Lap	Time of Day	Lap Tm	S1	S2	S3	Lap	Time of Day	Lap Tm	S1	S2	S3
(15) Russell THOMSON						5	15:30:37.763	1:00.024	19.650	22.479	17.895
1	15:26:32.352			25.232	18.648	6	15:31:39.344	1:01.581	19.944	23.542	18.095
2	15:27:35.778	1:03.426	20.921	24.100	18.405	7	15:32:40.207	1:00.863	20.002	23.126	17.735
3	15:28:37.995	1:02.217	20.078	23.947	18.192	8	15:33:41.062	1:00.855	20.180	22.982	17.693
4	15:29:39.204	1:01.209	20.480	22.846	17.883	9	15:34:40.391	59.329	19.383	22.318	17.628
5	15:30:39.771	1:00.567	19.706	23.049	17.812	10	15:35:40.435	1:00.044	19.571	22.938	17.535
6	15:31:41.023	1:01.252	20.061	23.281	17.910	11	15:36:39.659	59.224	19.383	22.520	17.321
7	15:32:40.355	59.332	19.013	22.678	17.641	12	15:37:38.940	59.281	19.100	22.585	17.596
8	15:33:41.884	1:01.529	20.259	23.477	17.793	13	15:38:38.610	59.670	19.741	22.431	17.498
9	15:34:41.285	59.401	19.266	22.263	17.872	14	15:39:37.707	59.097	19.333	22.240	17.524
10	15:35:41.155	59.870	19.072	23.132	17.666	15	15:40:38.938	1:01.231	19.339	22.606	19.286
11	15:36:40.865	59.710	19.173	22.875	17.662	16	15:43:44.193	3:05.255		24.497	19.123
12	15:37:39.552	58.687	18.886	22.208	17.593	17	15:44:49.551	1:05.358	21.611	25.219	18.528
13	15:38:39.342	59.790	19.531	22.438	17.821	18	15:45:53.624	1:04.073	21.613	24.115	18.345
14	15:39:40.690	1:01.348	18.988	22.345	20.015	19	15:46:56.530	1:02.906	20.760	23.872	18.274
15	15:43:05.315	3:24.625		23.299	18.041	20	15:48:00.432	1:03.902	21.205	24.136	18.561
16	15:44:06.010	1:00.695	19.693	23.050	17.952	21	15:49:04.283	1:03.851	21.155	24.059	18.637
17	15:45:05.870	59.860	18.966	22.986	17.908	22	15:50:07.742	1:03.459	20.822	23.977	18.660
18	15:46:06.473	1:00.603	19.278	23.226	18.099	23	15:51:11.985	1:04.243	21.556	24.285	18.402
19	15:47:06.788	1:00.315	19.424	22.916	17.975	24	15:52:16.016	1:04.031	20.515	24.483	19.033
20	15:48:07.423	1:00.635	20.226	22.657	17.752	25	15:53:19.117	1:03.101	20.829	23.807	18.465
21	15:49:08.506	1:01.083	19.715	22.872	18.496	26	15:54:21.791	1:02.674	20.541	23.632	18.501
22	15:50:09.242	1:00.736	19.462	23.215	18.059	27	15:55:24.335	1:02.544	20.614	23.557	18.373
23	15:51:12.651	1:03.409	20.197	24.589	18.623	28	15:56:27.392	1:03.057	20.562	23.942	18.553
24	15:52:15.672	1:03.021	20.124	24.511	18.386	(2) Blair ROEBUCK					
25	15:53:15.936	1:00.264	19.207	22.863	18.194	1	15:26:37.102			26.729	19.833
26	15:54:17.303	1:01.367	19.689	23.243	18.435	2	15:27:41.593	1:04.491			18.695
27	15:55:19.306	1:02.003	19.642	23.568	18.793	3	15:28:45.864	1:04.271	20.966	24.661	18.644
28	15:56:20.799	1:01.493	19.801	23.371	18.321	4	15:29:49.468	1:03.604	21.448	23.861	18.295
(1) Martin ADDISON						5	15:30:51.360	1:01.892	20.411	23.436	18.045
1	15:26:37.876			27.264	20.021	6	15:31:53.538	1:02.178	20.254	23.455	18.469
2	15:27:42.212	1:04.336	21.422	24.048	18.866	7	15:32:55.522	1:01.984	20.168	23.511	18.305
3	15:28:46.176	1:03.964	20.545	24.677	18.742	8	15:33:56.990	1:01.468			18.071
4	15:29:47.676	1:01.500	20.691	22.365	18.444	9	15:35:00.264	1:03.274			18.748
5	15:30:47.193	59.517	19.683	21.860	17.974	10	15:36:02.737	1:02.473	21.232	23.389	17.852
6	15:31:49.579	1:02.386	20.686	22.917	18.783	11	15:37:03.780	1:01.043			18.141
7	15:32:52.946	1:03.367	20.257	25.105	18.005	12	15:38:08.641	1:04.861		24.302	20.346
8	15:33:53.862	1:00.916	19.632	23.210	18.074	13	15:41:12.721	3:04.080			18.020
9	15:34:54.354	1:00.492	20.331	22.073	18.088	14	15:42:14.461	1:01.740			18.389
10	15:35:53.862	59.508	19.264	22.289	17.955	15	15:43:15.829	1:01.368	20.154	22.915	18.299
11	15:36:54.956	1:01.094	19.805	23.026	18.263	16	15:44:17.435	1:01.606	20.022	23.270	18.314
12	15:37:56.397	1:01.441	19.440	23.802	18.199	17	15:45:19.788	1:02.353	20.411	23.631	18.311
13	15:38:56.344	59.947	19.584	22.255	18.108	18	15:46:22.047	1:02.259	20.223	23.510	18.526
14	15:39:56.164	59.820	19.301	22.407	18.112	19	15:47:24.182	1:02.135	20.220	23.471	18.444
15	15:40:56.151	59.987	19.401	22.261	18.325	20	15:48:26.338	1:02.156	20.263	23.545	18.348
16	15:41:56.142	59.991	19.450	22.358	18.183	21	15:49:29.833	1:03.495	20.620	24.438	18.437
17	15:42:56.796	1:00.654	19.924	22.618	18.112	22	15:50:32.339	1:02.506	20.434	23.611	18.461
18	15:43:59.670	1:02.874	20.082	22.940	19.852	23	15:51:34.945	1:02.606	20.414	23.744	18.448
19	15:47:05.677	3:06.007		22.745	18.485	24	15:52:37.633	1:02.688			18.852
20	15:48:07.245	1:01.568	20.370	22.787	18.411	25	15:53:39.868	1:02.235			18.485
21	15:49:09.241	1:01.996	20.436	22.758	18.802	26	15:54:42.240	1:02.372	20.393	23.529	18.450
22	15:50:10.449	1:01.208	20.229	22.564	18.415	27	15:55:46.381	1:04.141	20.425	25.044	18.672
23	15:51:13.242	1:02.793	19.829	24.143	18.821	28	15:56:49.481	1:03.100			18.904
24	15:52:16.303	1:03.061	20.180	24.286	18.595	(84) N TONGUE / L WEBSTER					
25	15:53:18.616	1:02.313	20.276	22.942	19.095	1	15:26:34.583				18.877
26	15:54:20.921	1:02.305	20.175	22.924	19.206	2	15:27:38.518	1:03.935			19.151
27	15:55:22.324	1:01.403	19.930	22.908	18.565	3	15:28:41.151	1:02.633			18.411
28	15:56:23.386	1:01.062	19.690	22.677	18.695	4	15:29:43.553	1:02.402			18.530
(27) J SLATER / R HARMAN						5	15:30:46.740	1:03.187			18.605
1	15:26:33.333			25.202	18.536	6	15:31:50.981	1:04.241			19.093
2	15:27:36.867	1:03.534	21.431	24.212	17.891	7	15:32:54.400	1:03.419			18.716
3	15:28:37.732	1:00.865	19.767	22.953	18.145	8	15:33:55.474	1:01.074			18.178
4	15:29:37.739	1:00.007	19.866	22.547	17.594	9	15:34:59.576	1:04.102			18.787
						10	15:36:00.705	1:01.129			18.337





CSCC Race meeting

Tin Tops / Puma Cup

Knockhill 1.267 miles

Race 4

03/07/2021 15:45

Race (30:00 Time) started at 15:25:24

Lap	Time of Day	Lap Tm	S1	S2	S3	Lap	Time of Day	Lap Tm	S1	S2	S3
11	15:37:01.404	1:00.699			18.194	17	15:45:35.725	1:04.853	21.839	23.915	19.099
12	15:38:04.703	1:03.299			18.330	18	15:46:38.730	1:03.005	20.743	23.134	19.128
13	15:39:06.288	1:01.585			18.558	19	15:47:43.095	1:04.365	20.382	24.698	19.285
14	15:40:07.946	1:01.658			18.326	20	15:48:46.145	1:03.050	20.573	23.160	19.317
15	15:41:08.296	1:00.350			18.299	21	15:49:49.773	1:03.628	20.656	23.308	19.664
16	15:42:08.962	1:00.666			18.449	22	15:50:53.357	1:03.584	20.955	23.491	19.138
17	15:43:11.847	1:02.885			19.944	23	15:51:57.806	1:04.449	20.376	23.853	20.220
18	15:46:14.957	3:03.110			18.774	24	15:53:01.378	1:03.572	20.772	23.621	19.179
19	15:47:20.241	1:05.284			18.954	25	15:54:04.515	1:03.137	20.470	23.523	19.144
20	15:48:25.437	1:05.196			19.214	26	15:55:10.528	1:06.013	21.684	24.770	19.559
21	15:49:30.401	1:04.964			19.175	27	15:56:13.921	1:03.393	21.026	23.341	19.026
22	15:50:35.710	1:05.309			18.822	28	15:57:18.285	1:04.364	20.856	23.612	19.896
23	15:51:40.882	1:05.172			18.503						
24	15:52:44.511	1:03.629			18.571						
25	15:53:49.835	1:05.324			18.523						
26	15:54:54.049	1:04.214			18.825						
27	15:55:57.744	1:03.695			18.414						
28	15:57:01.738	1:03.994			18.301						

(119) Dominic ROSE

1	15:26:38.719				20.531
2	15:27:45.850	1:07.131			19.362
3	15:28:51.708	1:05.858			19.865
4	15:29:56.478	1:04.770			18.907
5	15:30:59.458	1:02.980			18.631
6	15:32:02.235	1:02.777			18.409
7	15:33:06.079	1:03.844			18.843
8	15:34:09.220	1:03.141			18.682
9	15:35:15.436	1:06.216			18.869
10	15:36:18.730	1:03.294	20.770	23.926	18.598
11	15:37:21.859	1:03.129			18.726
12	15:38:30.274	1:08.415			22.738
13	15:41:40.318	3:10.044			18.931
14	15:42:44.120	1:03.802			18.889
15	15:43:49.448	1:05.328			18.702
16	15:44:52.927	1:03.479			18.685
17	15:45:56.280	1:03.353			18.881
18	15:46:59.762	1:03.482			18.639
19	15:48:05.086	1:05.324			18.793
20	15:49:09.519	1:04.433			19.382
21	15:50:13.901	1:04.382			18.904
22	15:51:18.930	1:05.029			19.506
23	15:52:25.070	1:06.140			19.273
24	15:53:29.876	1:04.806			19.006
25	15:54:33.880	1:04.004			19.054
26	15:55:37.556	1:03.676			18.866
27	15:56:42.356	1:04.800			19.012

(14) Steve PAPWORTH

1	15:26:38.846				19.809
2	15:27:45.428	1:06.582			19.715
3	15:28:51.371	1:05.943			19.243
4	15:29:55.415	1:04.044			18.826
5	15:30:58.900	1:03.485			18.650
6	15:32:02.116	1:03.216			18.539
7	15:33:06.805	1:04.689			18.937
8	15:34:10.117	1:03.312			18.812
9	15:35:16.334	1:06.217			19.072
10	15:36:19.457	1:03.123			18.732
11	15:37:25.294	1:05.837			20.924
12	15:40:37.414	3:12.120			18.809
13	15:41:40.269	1:02.855			18.692
14	15:42:44.681	1:04.412			18.941
15	15:43:50.399	1:05.718			19.056
16	15:44:53.671	1:03.272			18.966
17	15:45:57.330	1:03.659			18.853
18	15:47:00.589	1:03.259			18.823
19	15:48:06.032	1:05.443			19.073
20	15:49:11.612	1:05.580			18.477
21	15:50:14.561	1:02.949			18.943
22	15:51:18.983	1:04.422			19.176
23	15:52:25.862	1:06.879			19.671

(62) C SIMPSON / S SIMPSON

1	15:26:32.755			25.181	18.348
2	15:27:37.143	1:04.388	21.611	24.164	18.613
3	15:28:40.336	1:03.193	21.214	23.764	18.215
4	15:29:42.421	1:02.085	20.556	23.687	17.842
5	15:30:45.064	1:02.643	20.591	24.311	17.741
6	15:31:49.104	1:04.040	20.906	24.130	19.004
7	15:32:51.831	1:02.727	20.432	24.795	17.500
8	15:33:54.544	1:02.713	20.442	23.877	18.394
9	15:34:59.778	1:05.234	22.099	24.506	18.629
10	15:36:03.570	1:03.792	22.209	23.426	18.157
11	15:37:08.505	1:04.935	20.367	23.846	20.722
12	15:40:28.858	3:20.353		22.834	17.932
13	15:41:28.639	59.781	19.645	22.308	17.828
14	15:42:28.424	59.785	19.585	22.437	17.763
15	15:43:29.433	1:01.009	20.119	23.020	17.870
16	15:44:29.488	1:00.055	19.462	22.647	17.946
17	15:45:30.161	1:00.673	19.753	22.820	18.100
18	15:46:32.226	1:02.065	19.580	24.080	18.405
19	15:47:33.630	1:01.404	20.485	22.915	18.004
20	15:48:34.423	1:00.793	19.831	23.021	17.941
21	15:49:35.034	1:00.611	19.807	22.887	17.917
22	15:50:36.407	1:01.373	20.014	23.240	18.119
23	15:51:36.825	1:00.418	19.797	22.747	17.874
24	15:52:37.621	1:00.796	19.764	22.780	18.252
25	15:53:38.727	1:01.106	19.862	22.856	18.388
26	15:54:40.534	1:01.807	20.411	23.221	18.175
27	15:55:42.547	1:02.013	20.267	23.386	18.360
28	15:56:45.138	1:02.591	20.355	23.585	18.651

(22) Shaun ELY

1	15:26:38.135			26.149	20.382
2	15:27:44.436	1:06.301	21.669	24.517	20.115
3	15:28:49.917	1:05.481	21.315	24.082	20.084
4	15:29:54.422	1:04.505	21.235	23.296	19.974
5	15:30:58.499	1:04.077	21.224	23.370	19.483
6	15:32:01.251	1:02.752	20.632	23.176	18.944
7	15:33:03.758	1:02.507	20.510	23.266	18.731
8	15:34:06.578	1:02.820	20.239	23.215	19.366
9	15:35:08.231	1:01.653	20.284	22.807	18.562
10	15:36:10.288	1:02.057	20.103	23.083	18.871
11	15:37:12.071	1:01.783	20.314	22.671	18.798
12	15:38:14.255	1:02.184	20.439	23.180	18.565
13	15:39:15.772	1:01.517	20.026	22.925	18.566
14	15:40:18.606	1:02.834	20.034	22.743	20.057
15	15:43:26.070	3:07.464		22.756	18.984
16	15:44:30.872	1:04.802	20.668	24.239	19.895

Clerk of the Course.

Sig: Rob Briggs Time :
Chief Timekeeper : Ian Sharp (SMART Timing)
Results available at www.smart-timing.co.uk & www.speedhive.com

Printed: 03/07/2021 16:01:42

Orbits





CSCC Race meeting

Tin Tops / Puma Cup

Knockhill 1.267 miles

Race 4

03/07/2021 15:45

Race (30:00 Time) started at 15:25:24

Lap	Time of Day	Lap Tm	S1	S2	S3	Lap	Time of Day	Lap Tm	S1	S2	S3
24	15:53:31.324	1:05.462			19.115	5	15:31:31.786	1:10.145			20.789
25	15:54:34.354	1:03.030			18.826	6	15:32:42.355	1:10.569			20.601
26	15:55:37.970	1:03.616			18.788	7	15:33:51.149	1:08.794			20.346
27	15:56:42.877	1:04.907			18.867	8	15:35:02.276	1:11.127			21.113
						9	15:36:11.214	1:08.938			20.391
						10	15:37:18.788	1:07.574			20.036
						11	15:38:27.558	1:08.770			20.516
						12	15:39:38.245	1:10.687			22.378
						13	15:42:49.991	3:11.746			20.003
						14	15:43:57.213	1:07.222			19.945
						15	15:45:05.023	1:07.810			20.159
						16	15:46:11.919	1:06.896			19.976
						17	15:47:18.935	1:07.016			19.985
						18	15:48:26.378	1:07.443			20.540
						19	15:49:33.649	1:07.271			19.990
						20	15:50:41.553	1:07.904			20.035
						21	15:51:49.554	1:08.001	22.199	25.611	20.191
						22	15:52:57.565	1:08.011			20.193
						23	15:54:05.970	1:08.405			20.309
						24	15:55:13.376	1:07.406			20.149
						25	15:56:22.728	1:09.352			20.505

(16) Terry UPTON

1	15:26:55.767				35.716
2	15:28:08.008	1:12.241			20.748
3	15:29:17.591	1:09.583			
4	15:30:25.948	1:08.357			
5	15:31:32.588	1:06.640		19.910	
6	15:32:38.013	1:05.425			
7	15:33:44.644	1:06.631			
8	15:34:49.459	1:04.815			
9	15:35:53.670	1:04.211			
10	15:36:59.149	1:05.479		19.249	
11	15:38:06.231	1:07.082			
12	15:39:12.169	1:05.938			
13	15:42:25.411	3:13.242			
14	15:43:31.689	1:06.278			
15	15:44:37.189	1:05.500			
16	15:45:42.206	1:05.017			
17	15:46:46.559	1:04.353			
18	15:47:51.434	1:04.875			
19	15:48:56.823	1:05.389			
20	15:50:04.012	1:07.189			
21	15:51:10.168	1:06.156			
22	15:52:17.781	1:07.613			
23	15:53:25.482	1:07.701			
24	15:54:31.592	1:06.110			
25	15:55:37.115	1:05.523			
26	15:56:44.350	1:07.235			

(33) P HAMMOND / E QUAINMERE

1	15:26:52.304			30.097	23.486
2	15:28:06.867	1:14.563	24.353	28.788	21.422
3	15:29:20.108	1:13.241	23.485	28.504	21.252
4	15:30:32.908	1:12.800	24.076	27.967	20.757
5	15:31:45.708	1:12.800	23.358	27.940	21.502
6	15:32:58.087	1:12.379	23.412	28.339	20.628
7	15:34:09.222	1:11.135	22.950	26.976	21.209
8	15:35:20.182	1:10.960	22.620	27.242	21.098
9	15:36:31.971	1:11.789	23.139	27.745	20.905
10	15:37:45.118	1:13.147	22.892	27.425	22.830
11	15:40:56.608	3:11.490		24.311	19.892
12	15:42:01.458	1:04.850	21.078	24.033	19.739
13	15:43:07.330	1:05.872	21.253	24.812	19.807
14	15:44:12.283	1:04.953	21.104	24.110	19.739
15	15:45:20.732	1:08.449	21.577	26.277	20.595
16	15:46:25.999	1:05.267	21.105	24.287	19.875
17	15:47:31.864	1:05.865	21.156	24.624	20.085
18	15:48:38.816	1:06.952	22.384	24.580	19.988
19	15:49:44.844	1:06.028	21.371	24.622	20.035
20	15:50:50.983	1:06.139	21.509	24.591	20.039
21	15:51:58.571	1:07.588	21.412	25.889	20.287
22	15:53:05.010	1:06.439	21.663	24.734	20.042
23	15:54:10.978	1:05.968	21.094	24.482	20.392
24	15:55:17.056	1:06.078	21.235	24.594	20.249
25	15:56:24.334	1:07.278	21.319	25.432	20.527

(810) John BAKER

1	15:26:44.204		28.230	21.008	
2	15:27:53.548	1:09.344	22.514	26.770	20.060
3	15:29:01.961	1:08.413	23.249	25.671	19.493
4	15:30:10.099	1:08.138	22.653	25.683	19.802
5	15:31:17.378	1:07.279	22.173	25.608	19.498
6	15:32:23.722	1:06.344	21.545	25.353	19.446
7	15:33:30.468	1:06.746	21.971	25.318	19.457
8	15:34:37.108	1:06.640	21.771	25.285	19.584
9	15:35:44.456	1:07.348	21.631	26.280	19.437
10	15:36:51.480	1:07.024	21.879	25.461	19.684
11	15:37:57.846	1:06.366	21.399	25.377	19.590
12	15:39:04.414	1:06.568	21.536	25.404	19.628
13	15:40:15.963	1:11.549	23.226	25.393	22.930
14	15:43:35.414	3:19.451		26.052	19.671
15	15:44:42.539	1:07.125	21.604	25.567	19.954
16	15:45:50.589	1:08.050	21.993	25.998	20.059
17	15:46:58.862	1:08.273	21.763	26.040	20.470
18	15:48:08.717	1:09.855	23.229	26.601	20.025
19	15:49:31.771	1:23.054	34.502	27.267	21.285
20	15:50:40.487	1:08.716	22.171	26.487	20.058
21	15:51:48.506	1:08.019	22.520	25.650	19.849
22	15:52:56.548	1:08.042	22.469	25.928	19.645
23	15:54:03.915	1:07.367	21.606	25.927	19.834
24	15:55:12.369	1:08.454	22.073	26.320	20.061
25	15:56:20.745	1:08.376	22.209	25.991	20.176
26	15:57:56.601	1:35.856	27.953	36.566	31.337

(41) Michael PETERS

1	15:26:48.173				21.878
2	15:27:58.309	1:10.136			20.179
3	15:29:07.272	1:08.963			20.663
4	15:30:15.898	1:08.626			20.148
5	15:31:25.454	1:09.556			20.542
6	15:32:33.210	1:07.756			19.607
7	15:33:40.841	1:07.631			19.842
8	15:34:46.680	1:05.839			19.400
9	15:35:52.248	1:05.568	21.105	25.081	19.382
10	15:36:58.152	1:05.904			19.558
11	15:38:11.374	1:13.222			19.829
12	15:39:17.009	1:05.635			19.067
13	15:40:21.811	1:04.802	20.567	24.822	19.413
14	15:41:33.095	1:11.284			26.023
15	15:44:51.751	3:18.656			19.703
16	15:45:59.127	1:07.376			22.345

(196) J GLOVER / E GLANVILL

1	15:26:45.386			22.729	
2	15:27:58.553	1:13.167		21.584	
3	15:29:10.455	1:11.902		20.924	
4	15:30:21.641	1:11.186		20.565	

Clerk of the Course.

Sig: Rob Briggs Time :

Chief Timekeeper : Ian Sharp (SMART Timing)

Results available at www.smart-timing.co.uk & www.speedhive.com

Printed: 03/07/2021 16:01:42

Orbits





CSCC Race meeting

Tin Tops / Puma Cup

Knockhill 1.267 miles

Race 4

03/07/2021 15:45

Race (30:00 Time) started at 15:25:24

Lap	Time of Day	Lap Tm	S1	S2	S3	Lap	Time of Day	Lap Tm	S1	S2	S3
17	15:47:05.135	1:06.008	20.624	24.337	21.047	2	15:28:03.760	1:13.396	23.736	28.730	20.930
18	15:48:12.711	1:07.576			19.548	3	15:29:18.189	1:14.429	23.965	29.052	21.412
19	15:49:18.964	1:06.253			19.468	4	15:30:31.320	1:13.131	23.730	28.121	21.280
20	15:50:48.826	1:29.862			20.675	5	15:31:43.759	1:12.439	23.551	28.463	20.425
21	15:51:58.427	1:09.601			21.002	6	15:32:55.870	1:12.111	23.513	27.259	21.339
22	15:53:07.140	1:08.713			20.194	7	15:34:06.614	1:10.744	22.814	27.269	20.661
23	15:54:13.688	1:06.548			20.139	8	15:35:17.658	1:11.044	22.453	27.617	20.974
24	15:55:22.384	1:08.696			20.482	9	15:36:29.066	1:11.408	23.988	27.228	20.192
25	15:56:31.661	1:09.277			20.076	10	15:37:38.523	1:09.457			20.347
						11	15:38:53.155	1:14.632		27.148	24.175
(142) M JACKSON / N JACKSON						12	15:41:57.970	3:04.815	2:17.453	27.141	20.221
1	15:27:03.305			29.167	22.091	13	15:43:07.529	1:09.559	22.531	26.754	20.274
2	15:28:15.374	1:12.069	23.962	27.007	21.100	14	15:44:15.354	1:07.825	21.769	25.870	20.186
3	15:29:24.800	1:09.426	22.791	26.023	20.612	15	15:45:24.648	1:09.294	22.803	26.105	20.386
4	15:30:35.071	1:10.271	22.870	26.663	20.738	16	15:46:35.111	1:10.463	22.896	27.247	20.320
5	15:31:45.100	1:10.029	23.368	25.942	20.719	17	15:47:44.889	1:09.778	22.355	26.531	20.892
6	15:32:56.204	1:11.104	22.558	27.294	21.252	18	15:48:54.410	1:09.521	22.282	26.979	20.260
7	15:34:07.467	1:11.263	22.808	27.402	21.053	19	15:50:05.936	1:11.526	23.107	26.948	21.471
8	15:35:18.529	1:11.062	21.895	28.199	20.968	20	15:51:16.310	1:10.374			20.297
9	15:36:27.630	1:09.101	22.646	26.175	20.280	21	15:52:28.587	1:12.277		27.753	21.155
10	15:37:36.079	1:08.449	22.188	25.932	20.329	22	15:53:41.348	1:12.761	23.003	27.803	21.955
11	15:38:44.504	1:08.425	22.558	25.653	20.214	23	15:54:54.585	1:13.237	23.805	27.694	21.738
12	15:39:54.490	1:09.986	21.945	25.000	23.041	24	15:56:06.594	1:12.009	23.541	27.499	20.969
13	15:43:09.029	3:14.539		26.025	20.399	25	15:57:18.071	1:11.477			20.813
14	15:44:18.694	1:09.665	22.700	26.003	20.962						
15	15:45:27.018	1:08.324	22.130	25.663	20.531	(35) Joe BENN					
16	15:46:36.080	1:09.062	22.178	26.462	20.422	1	15:26:50.849			30.047	23.587
17	15:47:44.826	1:08.746	22.394	25.966	20.386	2	15:28:07.083	1:16.234	24.338	28.687	23.209
18	15:48:54.843	1:10.017	22.683	27.020	20.314	3	15:29:22.338	1:15.255	24.509	28.119	22.627
19	15:50:05.141	1:10.298	22.839	27.056	20.403	4	15:30:36.875	1:14.537	24.275	27.796	22.466
20	15:51:14.027	1:08.886	22.304	25.580	21.002	5	15:31:52.694	1:15.819	24.371	28.173	23.275
21	15:52:23.127	1:09.100	22.186	25.622	21.292	6	15:33:07.645	1:14.951	24.424	27.681	22.846
22	15:53:32.354	1:09.227	22.638	25.979	20.610	7	15:34:22.124	1:14.479	23.581	27.327	23.571
23	15:54:40.709	1:08.355	22.203	25.773	20.379	8	15:35:35.015	1:12.891	23.455	26.590	22.846
24	15:55:50.562	1:09.853	22.643	26.683	20.527	9	15:36:48.594	1:13.579	23.570	27.551	22.458
25	15:56:59.420	1:08.858	22.702	25.554	20.602	10	15:38:02.890	1:14.296	23.397	28.476	22.423
(169) Benjamin ISAACS						11	15:39:18.168	1:15.278	23.613	27.255	24.410
1	15:26:46.318				22.110	12	15:42:40.300	3:22.132		27.334	22.482
2	15:27:59.465	1:13.147	24.273	27.340	21.534	13	15:43:55.134	1:14.834	24.894	27.977	21.963
3	15:29:11.160	1:11.695	23.493	27.224	20.978	14	15:45:08.847	1:13.713	22.975	28.185	22.553
4	15:30:22.300	1:11.140	23.294	27.407	20.439	15	15:46:22.396	1:13.549	23.516	27.456	22.577
5	15:31:32.456	1:10.156	23.009	26.301	20.846	16	15:47:33.990	1:11.594	23.027	26.936	21.631
6	15:32:42.803	1:10.347			20.390	17	15:48:45.916	1:11.926	22.761	27.443	21.722
7	15:33:51.720	1:08.917		26.163	20.146	18	15:49:59.220	1:13.304	23.226	27.637	22.441
8	15:35:03.028	1:11.308	23.293	27.089	20.926	19	15:51:12.276	1:13.056	23.365	27.582	22.109
9	15:36:12.141	1:09.113	22.263	26.686	20.164	20	15:52:28.323	1:16.047	25.527	27.587	22.933
10	15:37:19.732	1:07.591			20.049	21	15:53:43.200	1:14.877	23.676	28.974	22.227
11	15:38:28.581	1:08.849		25.882	20.932	22	15:54:57.466	1:14.266	23.582	28.374	22.310
12	15:39:39.391	1:10.810	22.016	25.647	23.147	23	15:56:13.167	1:15.701	24.178	28.412	23.111
13	15:43:02.197	3:22.806			20.170	24	15:57:27.353	1:14.186	23.806	27.565	22.815
14	15:44:11.103	1:08.906	23.584	25.317	20.005	(88) Andrew BARRON					
15	15:45:21.757	1:10.654			21.390	1	15:26:54.167			29.949	24.897
16	15:46:30.043	1:08.286		25.609	20.375	2	15:28:11.762	1:17.595	26.431	28.535	22.629
17	15:47:38.674	1:08.631	23.173	25.552	19.906	3	15:29:26.725	1:14.963	24.323	27.905	22.735
18	15:48:46.971	1:08.297	22.071	25.744	20.482	4	15:30:41.013	1:14.288	24.404	27.445	22.439
19	15:49:56.459	1:09.488			20.282	5	15:31:56.389	1:15.376	24.090	28.469	22.817
20	15:51:05.920	1:09.461		26.439	20.240	6	15:33:11.226	1:14.837	24.235	27.996	22.606
21	15:52:16.415	1:10.495	22.854	26.326	21.315	7	15:34:25.642	1:14.416	24.070	27.699	22.647
22	15:53:28.928	1:12.513			20.484	8	15:35:40.526	1:14.884	25.399	27.114	22.371
23	15:54:38.603	1:09.675		26.139	20.036	9	15:36:55.523	1:14.997	23.999	27.099	23.899
24	15:55:51.178	1:12.575			21.405	10	15:38:13.535	1:18.012	26.893	28.829	22.290
25	15:56:59.784	1:08.606			20.379	11	15:39:26.289	1:12.754	23.631	26.922	22.201
(21) Christopher HURWOOD						12	15:40:42.601	1:16.312	23.754	27.244	25.314
1	15:26:50.364			29.987	22.654	13	15:44:04.895	3:22.294		28.264	22.501
						14	15:45:19.054	1:14.159	23.990	27.365	22.804

Clerk of the Course.
 Sig: Rob Briggs Time :
 Chief Timekeeper : Ian Sharp (SMART Timing)
 Results available at www.smart-timing.co.uk & www.speedhive.com
 Printed: 03/07/2021 16:01:42





CSCC Race meeting

Tin Tops / Puma Cup

Knockhill 1.267 miles

Race 4

03/07/2021 15:45

Race (30:00 Time) started at 15:25:24

Lap	Time of Day	Lap Tm	S1	S2	S3
15	15:46:32.171	1:13.117	24.176	26.538	22.403
16	15:47:45.509	1:13.338	23.871	26.697	22.770
17	15:48:59.122	1:13.613	23.859	27.051	22.703
18	15:50:13.043	1:13.921	23.934	27.134	22.853
19	15:51:26.549	1:13.506	23.823	27.546	22.137
20	15:52:41.019	1:14.470	24.064	27.063	23.343
21	15:53:56.515	1:15.496	23.963	28.782	22.751
22	15:55:10.648	1:14.133	24.132	27.322	22.679
23	15:56:26.622	1:15.974	24.761	28.488	22.725

Lap	Time of Day	Lap Tm	S1	S2	S3
-----	-------------	--------	----	----	----

(30) G BARLOW / D CASSAR

1	15:26:36.999				20.820
2	15:27:43.193	1:06.194			19.392
3	15:28:46.774	1:03.581			18.665
4	15:29:50.439	1:03.665			18.657
5	15:30:52.504	1:02.065			18.541
6	15:31:55.073	1:02.569			18.934
7	15:32:57.738	1:02.665			18.788
8	15:34:04.184	1:06.446			18.727
9	15:35:06.151	1:01.967			18.511
10	15:36:09.162	1:03.011			18.930
11	15:37:13.824	1:04.662			21.082
12	15:40:14.246	3:00.422			18.321
13	15:41:14.273	1:00.027			17.905
14	15:42:14.142	59.869			17.935
15	15:43:14.089	59.947			17.786
16	15:44:14.481	1:00.392			18.264
17	15:45:16.624	1:02.143			18.072
18	15:46:17.436	1:00.812			18.091
19	15:47:18.549	1:01.113			17.894
20	15:48:19.642	1:01.093			18.148
21	15:49:21.864	1:02.222			18.444
22	15:50:25.433	1:03.569			18.372
23	15:51:31.689	1:06.256			21.479

(77) M & L ALEXANDER-WILLIAMS

1	15:26:45.050		27.393		20.997
2	15:27:53.772	1:08.722	22.638	26.362	19.722
3	15:29:01.354	1:07.582	23.514	25.306	18.762
4	15:30:08.155	1:06.801	22.072	25.660	19.069
5	15:31:13.591	1:05.436	21.561	25.087	18.788
6	15:32:18.406	1:04.815	21.351	24.735	18.729
7	15:33:23.024	1:04.618	21.446	24.664	18.508
8	15:34:27.486	1:04.462	21.012	24.579	18.871
9	15:35:31.958	1:04.472	21.604	24.050	18.818
10	15:36:35.558	1:03.600	20.803	24.021	18.776
11	15:37:39.764	1:04.206	20.702	24.358	19.146
12	15:38:46.545	1:06.781	22.387	25.562	18.832
13	15:39:51.311	1:04.766	20.815	23.947	20.004
14	15:43:23.528	3:32.217		25.046	18.976
15	15:44:30.853	1:07.325	22.578	25.488	19.259
16	15:45:36.071	1:05.218	21.535	24.918	18.765
17	15:46:39.181	1:03.110	20.677	23.858	18.575
18	15:47:52.653	1:13.472	20.864	27.440	25.168
19	15:50:10.484	2:17.831		27.289	24.875

Clerk of the Course.

Sig: Rob Briggs Time :

Chief Timekeeper : Ian Sharp (SMART Timing)

Results available at www.smart-timing.co.uk & www.speedhive.com

Printed: 03/07/2021 16:01:42

Orbits





Bulletin No. _____

CSCC Race meeting

Lapchart

Tin Tops / Puma Cup

Knockhill 1.267 miles

Race 4

03/07/2021 15:45

Race (30:00 Time) started at 15:25:24



Competitors	Laps																								
	1	2	3	4	5	6	7	8	9	10	11	12	13	14	15	16	17	18	19	20	21	22	23	24	
Russell THOMSON (15)	1	15	15	27	27	27	27	27	27	27	27	27	27	27	27	1	1	1	27	27	27	27	27	15	
C SIMPSON / S SIMPSON (62)	2	62	27	15	15	15	15	15	15	15	15	15	15	15	1	84	84	27	1	1	15	15	15	27	
J SLATER / R HARMAN (27)	3	27	62	62	62	62	62	1	1	1	1	1	1	1	84	27	27	15	15	15	1	1	1	1	
N TONGUE / L WEBSTER (84)	4	84	84	84	84	1	1	62	84	84	84	84	84	84	15	15	15	84	30	30	30	30	30	62	
G BARLOW / D CASSAR (30)	5	30	2	2	1	1	84	84	84	62	2	2	2	22	22	30	30	30	30	84	84	2	2	2	
Blair ROEBUCK (2)	6	2	1	1	2	2	2	2	2	2	62	62	22	77	41	2	2	2	2	2	2	84	84	62	84
Martin ADDISON (1)	7	1	30	30	30	30	30	30	30	30	22	119	810	30	22	62	62	62	62	62	62	62	84	22	
Shaun ELY (22)	8	22	22	22	22	22	22	22	22	22	30	77	41	2	62	22	22	22	22	22	22	22	22	119	
Dominic ROSE (119)	9	119	14	14	14	14	14	119	119	119	119	119	810	2	62	119	119	119	119	119	119	119	119	14	
Steve PAPWORTH (14)	10	14	119	119	119	119	14	14	14	14	14	14	16	30	119	14	14	14	14	14	14	14	14	16	
John BAKER (810)	11	810	810	77	77	77	77	77	77	77	77	77	41	62	14	77	77	77	16	16	16	16	16	810	
M & L ALEXANDER-WILLIAMS (77)	12	77	77	810	810	810	810	810	810	810	810	196	14	77	16	16	16	77	41	810	810	810	810	196	
J GLOVER / E GLANVILL (196)	13	196	41	41	41	41	41	41	41	41	16	169	119	16	810	810	810	810	810	196	196	196	196	33	
Benjamin ISAACS (169)	14	169	196	196	196	16	16	16	16	16	41	142	16	810	41	41	41	41	196	41	41	33	33	41	
Michael PETERS (41)	15	41	169	169	169	196	196	196	196	196	30	196	196	196	196	196	196	196	33	33	33	41	41	142	
Christopher HURWOOD (21)	16	21	21	16	16	169	169	169	169	169	62	169	169	33	33	33	33	33	169	169	169	169	169	169	
Joe BENN (35)	17	35	33	21	21	21	21	21	142	142	142	14	33	33	169	169	169	142	142	142	142	142	21		
P HAMMOND / E QUAINMERE (33)	18	33	35	33	33	142	142	142	142	21	21	21	88	21	21	21	21	142	21	21	21	21	21	35	
Andrew BARRON (88)	19	88	16	35	142	33	33	33	33	33	35	21	142	142	142	142	21	142	77	35	35	35	35		
Terry UPTON (16)	20	16	88	142	35	35	35	35	35	35	88	33	35	35	35	35	35	35	35	88	88	88	88		
M JACKSON / N JACKSON (142)	21	142	142	88	88	88	88	88	88	88	33	35	88	88	88	88	88	88	88	88	88	88	88		

Clerk of the Course.

Sig: Rob Briggs Time :

Chief Timekeeper : Ian Sharp (SMART Timing)

Results available at www.smart-timing.co.uk & www.speedhive.com

Printed: 03/07/2021 16:01:17

Orbits



Knockhill

4th July 2021

Anti-Clockwise



S.M.A.R.T.

Scottish Motorsports Automatic Race Timing

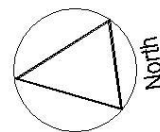
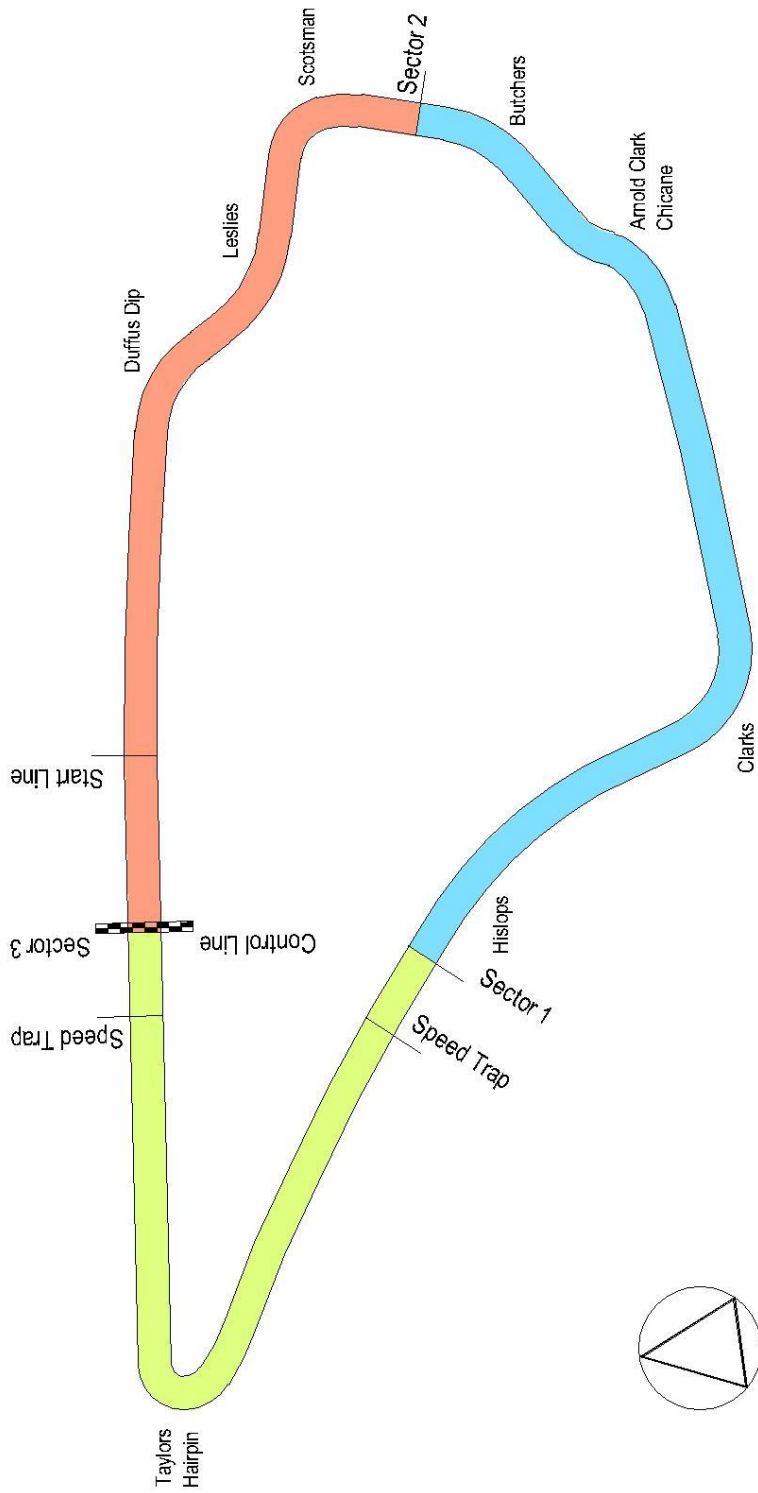

Ravenslea, Melrose Road, Galashiels, TD1 2AT

Telephone : 01896 – 752447

Scottish Motorsports Automatic Race Timing

Circuit layout

Knockhill – Anti Clockwise



Length	
Sector 1	0.334 Mile
Sector 2	0.503 Mile
Sector 3	0.433 Mile



Bulletin No. _____

CSCC Race meeting AC**Sorted on best lap time**

Tin Tops / Puma Cup

Knockhill 1.267 miles

Qualifying 4

04/07/2021 10:45

Practice (30:00 Time) started at 10:35:38

Pos	No.	Name	Make/Model	CC	Class	Laps	Best Tm	Diff	Best Speed	2nd Best
1	62	C SIMPSON / S SIMPSON	Peugeot 206 RC	2000	A	26	57.769		78.950	57.838
2	27	J SLATER / R HARMAN	Honda Civic Type R	1998	A	29	58.160	0.391	78.419	58.234
3	1	Martin ADDISON	Peugeot 106 GTi	1600	E	30	58.712	0.943	77.682	58.844
4	30	G BARLOW / D CASSAR	Honda Integra Type R	1998	A	15	58.732	0.963	77.655	59.167
5	15	Russell THOMSON	Renault Clio Cup	2000	B	26	58.792	1.023	77.576	58.926
6	84	N TONGUE / L WEBSTER	Peugeot 306	2000	A	27	1:00.348	2.579	75.576	1:00.395
7	2	Blair ROEBUCK	Honda Civic	1600	E	12	1:00.927	3.158	74.857	1:01.129
8	119	Dominic ROSE	Renault Clio 172	2000	B	28	1:01.024	3.255	74.738	1:01.375
9	22	Shaun ELY	Peugeot 205 GTi	1580	F	13	1:01.570	3.801	74.076	1:01.594
10	14	Steve PAPWORTH	Ford Fiesta ST	2000	C	27	1:02.248	4.479	73.269	1:02.253
11	16	Terry UPTON	Ford Fiesta ST	2000	C	27	1:03.376	5.607	71.965	1:03.651
12	196	J GLOVER / E GLANVILL	Ford Puma	1700	PC	10	1:04.848	7.079	70.331	1:04.922
13	810	John BAKER	Renault Clio 172	1998	B	25	1:05.290	7.521	69.855	1:05.825
14	142	M JACKSON / N JACKSON	Ford Puma	1700	PC	24	1:05.902	8.133	69.206	1:06.028
15	21	Christopher HURWOOD	Ford Fiesta ST	2000	C	25	1:06.238	8.469	68.855	1:06.719
16	169	Benjamin ISAACS	Ford Puma	1700	PC	25	1:07.186	9.417	67.884	1:07.294
17	33	P HAMMOND / E QUAINMERI	Vauxhall Nova GTE	1598	F	22	1:09.005	11.236	66.094	1:09.134
18	77	M & L ALEXANDER-WILLIAMS	Citroen Saxo	1600	F	8	1:09.288	11.519	65.824	1:10.714
19	35	Joe BENN	Ford Fiesta	1400	F	23	1:10.351	12.582	64.830	1:10.356
20	41	Michael PETERS	Ford Fiesta ST	2000	C	14	1:10.456	12.687	64.733	1:10.594
21	88	Andrew BARRON	Ford Ka	1300	G	11	1:12.663	14.894	62.767	1:12.695

Announcements

Car No.77 - Fastest Lap time disallowed - Speeding in Pit Lane.

Clerk of the Course

Sig ; Rob Briggs Time :

Chief Timekeeper : Ian Sharp (SMART Timing)

Results available at www.smart-timing.co.uk and www.speedhive.com

Printed: 04/07/2021 11:08:16

Orbits





CSCC Race meeting AC

Tin Tops / Puma Cup

Knockhill 1.267 miles

Qualifying 4

04/07/2021 10:45

Practice (30:00 Time) started at 10:35:38

Lap	Time of Day	Lap Tm	S1	S2	S3
(62) C SIMPSON / S SIMPSON					
1	10:37:53.563	1:23.081	23.695	34.560	24.826
2	10:39:02.465	1:08.902	21.028	25.999	21.875
3	10:40:05.626	1:03.161	18.288	23.866	21.007
4	10:41:09.445	1:03.819	18.009	24.737	21.073
5	10:42:11.095	1:01.650	17.782	22.853	21.015
6	10:43:12.554	1:01.459	17.960	23.049	20.450
7	10:44:12.748	1:00.194	17.460	22.830	19.904
8	10:45:13.414	1:00.666	17.756	22.779	20.131
9	10:47:41.963	2:28.549	19.815	25.350	
10	10:48:49.135	1:07.172	20.564	24.384	22.224
11	10:49:50.170	1:01.035	17.530	22.705	20.800
12	10:50:48.535	58.365	16.820	22.003	19.542
13	10:51:46.373	57.838	16.985	21.770	19.083
14	10:52:45.737	59.364	16.875	22.755	19.734
15	10:53:44.910	59.173	17.483	21.781	19.909
16	10:54:43.363	58.453	17.116	21.555	19.782
17	10:57:16.680	2:33.317	17.004	23.970	
18	10:58:20.982	1:04.302	20.810	23.861	19.631
19	10:59:19.074	58.092	17.032	22.011	19.049
20	11:00:17.806	58.732	17.009	21.574	20.149
21	11:01:15.575	57.769	17.196	21.350	19.223
22	11:02:17.645	1:02.070	18.052	24.168	19.850
23	11:03:15.724	58.079	17.246	21.517	19.316
24	11:04:13.889	58.165	17.152	21.879	19.134
25	11:05:11.910	58.021	17.243	21.539	19.239
26	11:06:25.148	1:13.238	21.049	27.284	24.905

Lap	Time of Day	Lap Tm	S1	S2	S3
(27) J SLATER / R HARMAN					
1	10:36:51.471	1:09.920	21.638	26.406	21.876
2	10:37:53.927	1:02.456	17.672	22.837	21.947
3	10:38:56.014	1:02.087	20.000	22.397	19.690
4	10:39:55.707	59.693	17.367	22.153	20.173
5	10:40:55.861	1:00.154	17.737	22.814	19.603
6	10:41:56.300	1:00.439	18.067	22.461	19.911
7	10:42:55.486	59.186	17.563	21.980	19.643
8	10:43:57.425	1:01.939	17.733	23.190	21.016
9	10:45:02.051	1:04.626	17.758	24.999	21.869
10	10:46:06.360	1:04.309	18.500	24.690	21.119
11	10:48:20.164	2:13.804	18.277	24.050	
12	10:49:24.669	1:04.505	20.467	24.194	19.844
13	10:50:26.510	1:01.841	18.253	23.494	20.094
14	10:51:26.937	1:00.427	17.765	22.769	19.893
15	10:52:29.939	1:03.002	17.761	24.309	20.932
16	10:53:29.396	59.457	17.119	22.328	20.010
17	10:54:27.844	58.448	16.893	21.949	19.606
18	10:55:29.408	1:01.564	17.090	23.191	21.283
19	10:56:30.064	1:00.656	17.672	23.275	19.709
20	10:57:32.081	1:02.017	17.023	24.585	20.409
21	10:58:30.939	58.858	17.041	22.128	19.689
22	10:59:31.409	1:00.470	17.238	23.574	19.658
23	11:00:29.792	58.383	17.053	21.914	19.416
24	11:01:28.675	58.883	17.070	22.080	19.733
25	11:02:26.909	58.234	17.092	21.851	19.291
26	11:03:26.449	59.540	17.008	21.750	20.782
27	11:04:24.609	58.160	17.064	21.638	19.458
28	11:05:24.697	1:00.088	17.235	22.711	20.142
29	11:06:24.056	59.359	17.007	21.554	20.798

Lap	Time of Day	Lap Tm	S1	S2	S3
(1) Martin ADDISON					
1	10:37:09.012	1:12.411	22.286	27.836	22.289
2	10:38:12.803	1:03.791	17.734	24.382	21.675
3	10:39:18.117	1:05.314	18.002	26.057	21.255
4	10:40:20.186	1:02.069	17.520	23.161	21.388
5	10:41:21.141	1:00.955	17.592	22.844	20.519

Lap	Time of Day	Lap Tm	S1	S2	S3
6	10:42:20.919	59.778	17.424	22.496	19.858
7	10:43:22.623	1:01.704	17.614	24.020	20.070
8	10:44:22.936	1:00.313	17.413	22.589	20.311
9	10:45:22.005	59.069	17.316	21.940	19.813
10	10:46:22.413	1:00.408	17.426	21.965	21.017
11	10:47:23.157	1:00.744	17.673	23.181	19.890
12	10:48:23.294	1:00.137	17.672	22.394	20.071
13	10:49:25.094	1:01.800	19.360	22.611	19.829
14	10:50:24.250	59.156	17.460	22.076	19.620
15	10:51:26.676	1:02.426	17.350	23.535	21.541
16	10:52:27.977	1:01.301	17.651	23.764	19.886
17	10:53:27.784	59.807	17.603	22.316	19.888
18	10:54:26.873	59.089	17.724	21.563	19.802
19	10:55:30.481	1:03.608	17.450	23.208	22.950
20	10:56:44.769	1:14.288	27.986	25.848	20.454
21	10:57:43.613	58.844	17.475	21.773	19.596
22	10:58:42.325	58.712	17.589	21.605	19.518
23	10:59:42.418	1:00.093	17.698	22.132	20.263
24	11:00:41.295	58.877	17.670	21.487	19.720
25	11:01:40.771	59.476	17.464	21.904	20.108
26	11:02:39.700	58.929	17.624	21.667	19.638
27	11:03:39.068	59.368	17.385	21.662	20.321
28	11:04:38.228	59.160	17.782	21.597	19.781
29	11:05:37.169	58.941	17.542	21.618	19.781
30	11:06:36.212	59.043	17.561	21.627	19.855

Lap	Time of Day	Lap Tm	S1	S2	S3
(30) G BARLOW / D CASSAR					
1	10:37:20.538	1:16.147	24.052		
2	10:38:29.184	1:08.646	19.589		
3	10:39:33.228	1:04.044	19.010		
4	10:40:37.414	1:04.186	19.091		
5	10:41:39.493	1:02.079	18.345		
6	10:42:42.348	1:02.855	18.101		
7	10:43:43.989	1:01.641	18.265		
8	10:44:46.514	1:02.525	18.237	23.694	20.594
9	10:45:48.615	1:02.101	18.056	23.442	20.603
10	10:49:11.720	3:23.105	18.071		
11	10:50:17.120	1:05.400	21.446	23.021	20.933
12	10:51:16.287	59.167	17.386	21.646	20.135
13	10:52:15.019	58.732	17.364		
14	10:53:18.056	1:03.037	17.916	24.368	20.753
15	10:54:17.469	59.413	17.789		

Lap	Time of Day	Lap Tm	S1	S2	S3
(15) Russell THOMSON					
1	10:37:09.324	1:14.510	23.130	28.164	23.216
2	10:38:14.690	1:05.366	19.468	25.082	20.816
3	10:39:21.464	1:06.774	18.294	25.214	23.266
4	10:40:23.078	1:01.614	17.594	23.330	20.690
5	10:41:25.021	1:01.943	18.118	23.616	20.209
6	10:42:25.969	1:00.948	17.503	23.166	20.279
7	10:43:31.321	1:05.352	18.133	23.859	23.360
8	10:44:33.383	1:02.062	18.529	23.160	20.373
9	10:45:34.270	1:00.887	17.389	23.355	20.143
10	10:46:35.511	1:01.241	17.602	22.930	20.709
11	10:47:36.053	1:00.542	17.528	22.793	20.221
12	10:48:36.533	1:00.480	17.729	22.427	20.324
13	10:49:36.548	1:00.015	17.831	22.146	20.038
14	10:52:58.995	3:22.447	18.337	25.312	
15	10:54:04.589	1:05.594	21.090	24.528	19.976
16	10:55:03.381	58.792	17.647	21.615	19.530
17	10:56:02.577	59.196	17.158	22.132	19.906
18	10:57:01.772	59.195	17.427	21.973	19.795
19	10:58:00.977	59.205	17.344	21.772	20.089
20	10:59:00.798	59.821	17.690	21.817	20.314
21	11:00:00.083	59.285	17.241	21.709	20.335
22	11:00:59.009	58.926	17.189	21.755	19.982

Clerk of the Course

Sig ; Rob Briggs Time :

Chief Timekeeper : Ian Sharp (SMART Timing)

Results available at www.smart-timing.co.uk and www.speedhive.com

Printed: 04/07/2021 11:09:04

Orbits



**CSCC Race meeting AC****Tin Tops / Puma Cup****Knockhill 1.267 miles****Qualifying 4****04/07/2021 10:45****Practice (30:00 Time) started at 10:35:38**

Lap	Time of Day	Lap Tm	S1	S2	S3	Lap	Time of Day	Lap Tm	S1	S2	S3
23	11:01:58.495	59.486	17.500	21.884	20.102	18	10:55:42.969	1:01.967	18.223		
24	11:02:58.119	59.624	17.275	22.054	20.295	19	10:56:46.288	1:03.319	18.296		
25	11:03:58.929	1:00.810	17.388	22.395	21.027	20	10:57:49.030	1:02.742	18.154		
26	11:04:57.958	59.029	17.337	22.049	19.643	21	10:58:50.841	1:01.811	18.199		
(84) N TONGUE / L WEBSTER						22	10:59:52.522	1:01.681	18.053	23.106	20.522
1	10:37:17.648	1:17.938	23.957			23	11:00:56.464	1:03.942	17.950		
2	10:38:28.791	1:11.143	20.173			24	11:01:58.592	1:02.128	18.578		
3	10:39:32.753	1:03.962	18.983			25	11:02:59.967	1:01.375	18.134		
4	10:40:37.371	1:04.618	19.067			26	11:04:01.675	1:01.708	18.273		
5	10:41:43.943	1:06.572	19.861			27	11:05:06.900	1:05.225	19.515		
6	10:42:48.564	1:04.621	19.289			28	11:06:07.924	1:01.024	17.911		
7	10:43:53.670	1:05.106	18.591			(22) Shaun ELY					
8	10:45:01.819	1:08.149	20.522			1	10:37:28.576	1:16.857	25.842	27.688	23.327
9	10:46:10.726	1:08.907	18.874			2	10:38:33.962	1:05.386	18.991	24.743	21.652
10	10:47:19.293	1:08.567	19.144			3	10:39:42.188	1:08.226	19.328	26.583	22.315
11	10:48:23.157	1:03.864	19.291			4	10:40:47.207	1:05.019	18.508	23.615	22.896
12	10:50:35.341	2:12.184	21.309			5	10:41:49.434	1:02.227	18.594	22.935	20.698
13	10:51:42.394	1:07.053	21.001			6	10:42:51.028	1:01.594	18.169	22.723	20.702
14	10:52:47.685	1:05.291	18.007			7	10:43:53.831	1:02.803	17.882	23.359	21.562
15	10:53:49.078	1:01.393	17.700			8	10:44:58.007	1:04.176	18.539	23.746	21.891
16	10:54:51.619	1:02.541	17.653			9	10:47:46.015	2:48.008	18.318	25.850	
17	10:55:52.129	1:00.510	17.809			10	10:48:58.046	1:12.031	24.545	25.730	21.756
18	10:56:52.524	1:00.395	17.601			11	10:49:59.616	1:01.570	18.304	22.860	20.406
19	10:57:53.342	1:00.818	17.606			12	10:51:02.329	1:02.713	18.076	23.641	20.996
20	10:58:54.740	1:01.398	17.908			13	10:52:12.416	1:10.087	17.929	27.901	24.257
21	10:59:55.364	1:00.624	17.679			(14) Steve PAPWORTH					
22	11:00:56.328	1:00.964	17.683			1	10:37:53.586	1:28.657	27.192		
23	11:01:56.819	1:00.491	18.166			2	10:39:05.746	1:12.160	22.247	26.591	23.322
24	11:02:57.428	1:00.609	17.940			3	10:40:10.983	1:05.237	19.555		
25	11:03:58.935	1:01.507	17.744			4	10:41:16.002	1:05.019	19.009		
26	11:04:59.283	1:00.348	18.136			5	10:42:19.685	1:03.683	19.022		
27	11:05:59.756	1:00.473	18.086			6	10:43:30.089	1:10.404	18.723		
(2) Blair ROEBUCK						7	10:44:33.645	1:03.556	18.842		
1	10:37:53.098	1:25.336	25.569	34.218	25.549	8	10:45:36.572	1:02.927	18.563		
2	10:39:03.189	1:10.091	20.972	25.967	23.152	9	10:46:39.208	1:02.636	18.610		
3	10:40:08.267	1:05.078	19.200	24.371	21.507	10	10:47:42.357	1:03.149	18.565		
4	10:41:11.701	1:03.434	18.358			11	10:48:46.073	1:03.716	18.710		
5	10:42:13.559	1:01.858	17.784			12	10:49:53.179	1:07.106	18.985		
6	10:43:17.130	1:03.571	17.888			13	10:50:57.283	1:04.104	18.725		
7	10:44:18.348	1:01.218	17.678	22.932	20.608	14	10:52:00.593	1:03.310	18.796		
8	10:45:19.477	1:01.129	17.857			15	10:53:06.325	1:05.732	18.541		
9	10:46:21.384	1:01.907	17.632	22.936	21.339	16	10:54:12.697	1:06.372	19.016		
10	10:49:00.083	2:38.699	19.150	24.490		17	10:55:15.509	1:02.812	18.573		
11	10:50:03.735	1:03.652	19.832			18	10:56:17.757	1:02.248	18.528		
12	10:51:04.662	1:00.927	17.871			19	10:57:21.400	1:03.643	18.486		
(119) Dominic ROSE						20	10:58:24.436	1:03.036	18.536		
1	10:37:24.251	1:18.017	24.507			21	10:59:27.862	1:03.426	18.517		
2	10:38:33.514	1:09.263	19.422	26.627	23.214	22	11:00:30.115	1:02.253	18.425	22.982	20.846
3	10:39:40.568	1:07.054	19.201			23	11:01:32.584	1:02.469	18.332		
4	10:40:46.742	1:06.174	18.694			24	11:02:36.034	1:03.450	19.103		
5	10:41:51.306	1:04.564	18.732	24.363	21.469	25	11:03:39.252	1:03.218	18.819		
6	10:42:53.636	1:02.330	18.208			26	11:04:41.598	1:02.346	18.546	22.960	20.840
7	10:43:57.579	1:03.943	18.417			27	11:05:43.971	1:02.373	18.557		
8	10:45:03.543	1:05.964	19.019			(16) Terry UPTON					
9	10:46:07.264	1:03.721	18.942			1	10:37:34.177	1:18.658	24.592		
10	10:47:12.250	1:04.986	18.434			2	10:38:44.081	1:09.904	19.905		
11	10:48:17.000	1:04.750	18.388			3	10:39:52.654	1:08.573	19.096		
12	10:49:19.926	1:02.926	18.405			4	10:41:01.670	1:09.016	19.565		
13	10:50:22.984	1:03.058	18.305			5	10:42:10.149	1:08.479	19.876		
14	10:51:26.493	1:03.509	18.191			6	10:43:17.975	1:07.826	19.209		
15	10:52:34.672	1:08.179	19.107			7	10:44:24.507	1:06.532			
16	10:53:37.625	1:02.953	18.208	23.455	21.290	8	10:45:30.781	1:06.274			
17	10:54:41.002	1:03.377	18.204			9	10:46:37.668	1:06.887			

Clerk of the Course

Sig ; Rob Briggs Time :

Chief Timekeeper : Ian Sharp (SMART Timing)

Results available at www.smart-timing.co.uk and www.speedhive.com

Printed: 04/07/2021 11:09:04

Orbits



CSCC Race meeting AC

Tin Tops / Puma Cup

Knockhill 1.267 miles

Qualifying 4

04/07/2021 10:45

Practice (30:00 Time) started at 10:35:38

Lap	Time of Day	Lap Tm	S1	S2	S3	Lap	Time of Day	Lap Tm	S1	S2	S3
10	10:47:44.944	1:07.276				8	10:45:03.974	1:09.931	20.828	25.986	23.117
11	10:48:52.213	1:07.269				9	10:46:14.930	1:10.956	20.525	26.271	24.160
12	10:49:58.621	1:06.408				10	10:47:21.900	1:06.970	19.621	24.172	23.177
13	10:51:04.565	1:05.944				11	10:50:40.917	3:19.017	20.356	25.391	
14	10:52:11.235	1:06.670	18.785			12	10:51:55.428	1:14.511	23.538	26.932	24.041
15	10:53:17.382	1:06.147				13	10:53:05.157	1:09.729	19.799	26.351	23.579
16	10:54:22.603	1:05.221				14	10:54:14.568	1:09.411	20.517	26.002	22.892
17	10:55:27.501	1:04.898				15	10:55:21.984	1:07.416	19.427	25.244	22.745
18	10:56:33.320	1:05.819	19.195			16	10:56:45.213	1:23.229	19.405	40.934	22.890
19	10:57:38.212	1:04.892	18.909			17	10:57:52.565	1:07.352	19.411	24.986	22.955
20	10:58:42.317	1:04.105	18.522			18	10:59:00.361	1:07.796	20.145	24.901	22.750
21	10:59:45.968	1:03.651				19	11:00:07.722	1:07.361	19.627	24.911	22.823
22	11:00:49.663	1:03.695				20	11:01:14.782	1:07.060	19.519	24.877	22.664
23	11:01:54.233	1:04.570	19.292			21	11:02:21.195	1:06.413	19.533	24.527	22.353
24	11:02:59.584	1:05.351				22	11:03:27.097	1:05.902	19.211	24.341	22.350
25	11:04:04.235	1:04.651				23	11:04:33.125	1:06.028	19.305	24.169	22.554
26	11:05:10.372	1:06.137				24	11:05:39.470	1:06.345	19.325	24.254	22.766
27	11:06:13.748	1:03.376									

(196) J GLOVER / E GLANVILL

1	10:37:31.634	1:17.398	24.626		
2	10:38:43.004	1:11.370	20.587		
3	10:44:40.792	5:57.788	22.197		
4	10:45:53.966	1:13.174	24.261		
5	10:47:01.720	1:07.754	19.969		
6	10:48:10.612	1:08.892	20.010		
7	10:49:15.534	1:04.922	19.116		
8	10:50:30.910	1:15.376	22.449		
9	10:51:35.758	1:04.848	19.044		
10	10:52:59.071	1:23.313	23.522		

(21) Christopher HURWOOD

1	10:37:54.099	1:28.088	26.671	32.909	28.508
2	10:39:08.451	1:14.352	22.376	27.123	24.853
3	10:40:20.971	1:12.520	20.431	27.333	24.756
4	10:41:31.551	1:10.580	19.959		
5	10:42:42.920	1:11.369	20.235		
6	10:43:53.142	1:10.222	20.350	26.462	23.410
7	10:45:02.288	1:09.146	20.164		
8	10:46:14.667	1:12.379	20.325	27.758	24.296
9	10:47:23.567	1:08.900	20.103	25.679	23.118
10	10:48:33.712	1:10.145	19.750	26.567	23.828
11	10:49:42.402	1:08.690	19.697	26.042	22.951
12	10:50:49.567	1:07.165	19.247		
13	10:51:57.007	1:07.440	19.302		
14	10:53:05.417	1:08.410	18.930	25.978	23.502
15	10:54:12.338	1:06.921	19.424	25.055	22.442
16	10:55:19.221	1:06.883	19.722		
17	10:56:27.076	1:07.855	19.261	25.679	22.915
18	10:57:35.512	1:08.436	19.102	26.441	22.893
19	10:58:42.589	1:07.077	19.659		
20	10:59:49.308	1:06.719	19.275	24.558	22.886
21	11:00:56.646	1:07.338	19.360	25.334	22.644
22	11:02:04.021	1:07.375	19.555	25.137	22.683
23	11:03:12.235	1:08.214	19.461	25.813	22.940
24	11:04:19.259	1:07.024	19.147	25.472	22.405
25	11:05:25.497	1:06.238	19.032	24.885	22.321

(810) John BAKER

1	10:37:03.806	1:16.918	25.119	28.460	23.339
2	10:38:11.267	1:07.461	19.388	25.410	22.663
3	10:39:21.769	1:10.502	19.349	27.156	23.997
4	10:40:28.511	1:06.742	19.294	25.114	22.334
5	10:41:35.400	1:06.889	19.135	25.004	22.750
6	10:42:42.978	1:07.578	19.478	25.117	22.983
7	10:43:49.117	1:06.139	19.234	24.700	22.205
8	10:44:56.594	1:07.477	19.284	25.316	22.877
9	10:46:04.177	1:07.583	19.113	25.886	22.584
10	10:47:10.792	1:06.615	18.969	25.125	22.521
11	10:50:36.330	3:25.538	19.196	25.028	
12	10:51:46.862	1:10.532	22.027	25.883	22.622
13	10:52:57.485	1:10.623	19.321	27.388	23.914
14	10:54:03.536	1:06.051	18.969	24.532	22.550
15	10:55:10.047	1:06.511	19.093	25.055	22.363
16	10:56:16.139	1:06.092	19.161	24.889	22.042
17	10:57:22.752	1:06.613	18.974	25.504	22.135
18	10:58:29.376	1:06.624	19.432	24.782	22.410
19	10:59:35.749	1:06.373	19.014	25.196	22.163
20	11:00:41.779	1:06.030	19.311	24.584	22.135
21	11:01:47.069	1:05.290	18.886	24.624	21.780
22	11:02:52.894	1:05.825	19.374	24.476	21.975
23	11:04:00.990	1:08.096	18.943	25.028	24.125
24	11:05:06.819	1:05.829	19.913	24.098	21.818
25	11:06:13.705	1:06.886	19.725	25.055	22.106

(169) Benjamin ISAACS

1	10:37:16.192	1:17.794	23.941	29.374	24.479
2	10:38:29.769	1:13.577	20.946	28.177	24.454
3	10:39:43.052	1:13.283	21.137		
4	10:40:53.577	1:10.525	20.276	26.950	23.299
5	10:42:07.253	1:13.676	20.253		
6	10:43:17.233	1:09.980	20.116		
7	10:44:28.146	1:10.913	20.116	27.250	23.547
8	10:45:37.366	1:09.220	20.025	25.619	23.576
9	10:46:46.835	1:09.469	19.798		
10	10:49:05.285	2:18.450	20.077		
11	10:50:18.269	1:12.984	23.183		
12	10:51:26.800	1:08.531	19.964		
13	10:52:36.940	1:10.140	20.664	26.158	23.318
14	10:53:46.413	1:09.473	19.868	26.149	23.456
15	10:54:56.043	1:09.630	19.779		
16	10:56:03.652	1:07.609	19.486	25.443	22.680
17	10:57:11.697	1:08.045	19.977	25.449	22.619
18	10:58:20.624	1:08.927	19.869		
19	10:59:28.298	1:07.674	19.879	25.153	22.642
20	11:00:35.918	1:07.620	19.991	24.991	22.638

(142) M JACKSON / N JACKSON

1	10:37:03.504	1:17.422	25.384	27.778	24.260
2	10:38:13.817	1:10.313	20.847	26.160	23.306
3	10:39:25.225	1:11.408	19.992	25.783	25.633
4	10:40:32.778	1:07.553	19.835	24.719	22.999
5	10:41:39.876	1:07.098	19.455	24.837	22.806
6	10:42:46.859	1:06.983	19.663	24.392	22.928
7	10:43:54.043	1:07.184	19.509	25.172	22.503

**CSCC Race meeting AC****Tin Tops / Puma Cup****Knockhill 1.267 miles****Qualifying 4****04/07/2021 10:45****Practice (30:00 Time) started at 10:35:38**

Lap	Time of Day	Lap Tm	S1	S2	S3	Lap	Time of Day	Lap Tm	S1	S2	S3
21	11:01:43.212	1:07.294	19.657	24.713	22.924	1	10:38:01.970	1:38.599	28.196	37.388	33.015
22	11:02:50.398	1:07.186	19.583	24.903	22.700	2	10:39:27.248	1:25.278	23.043		
23	11:04:00.457	1:10.059	19.637	25.929	24.493	3	10:40:48.535	1:21.287	22.955		
24	11:05:11.503	1:11.046	21.542	26.827	22.677	4	10:42:14.234	1:25.699	22.199		
25	11:06:19.279	1:07.776	19.651	25.201	22.924	5	10:43:35.621	1:21.387	22.269		
(33) P HAMMOND / E QUAINMERE						6	10:44:53.801	1:18.180	21.639		
1	10:36:58.987	1:10.479	23.176	24.475	22.828	7	10:46:14.317	1:20.516	20.890	30.277	29.349
2	10:38:16.106	1:17.119	19.781	23.883		8	10:47:32.919	1:18.602	21.147		
3	10:42:08.844	3:52.738	22.406	23.627		9	10:48:44.878	1:11.959	20.555		
4	10:43:33.214	1:24.370	25.925	30.408	28.037	10	10:49:55.334	1:10.456	20.789		
5	10:44:49.825	1:16.611	22.299	28.471	25.841	11	10:51:06.811	1:11.477	19.846	27.049	24.582
6	10:46:04.186	1:14.361	21.031	28.252	25.078	12	10:52:17.405	1:10.594	20.262		
7	10:47:19.482	1:15.296	21.456	28.426	25.414	13	10:53:33.364	1:15.959	20.131	29.675	26.153
8	10:48:34.150	1:14.668	21.421	28.557	24.690	14	10:54:45.057	1:11.693	20.414	26.964	24.315
9	10:49:47.403	1:13.253	21.424	27.524	24.305	(88) Andrew BARRON					
10	10:50:58.862	1:11.459	20.604	25.830	25.025	1	10:37:29.480	1:20.575	26.225	28.672	25.678
11	10:52:12.601	1:13.739	20.648	27.509	25.582	2	10:38:45.870	1:16.390	22.350	28.029	26.011
12	10:53:26.147	1:13.546	21.352	27.612	24.582	3	10:40:00.391	1:14.521	21.786	26.964	25.771
13	10:54:36.939	1:10.792	20.317	26.538	23.937	4	10:41:17.040	1:16.649	21.661	29.466	25.522
14	10:55:47.713	1:10.774	20.242	26.674	23.858	5	10:42:31.977	1:14.937	21.604	26.978	26.355
15	10:56:58.020	1:10.307	20.532	25.961	23.814	6	10:43:45.065	1:13.088	21.505	26.458	25.125
16	10:58:07.154	1:09.134	20.352	25.691	23.091	7	10:44:57.760	1:12.695	21.458	26.155	25.082
17	10:59:20.607	1:13.453	20.893	28.404	24.156	8	10:46:15.641	1:17.881	21.397	30.379	26.105
18	11:00:29.845	1:09.238	20.260	25.415	23.563	9	10:47:29.881	1:14.240	21.626	27.261	25.353
19	11:01:40.115	1:10.270	20.538	25.718	24.014	10	10:48:42.544	1:12.663	21.135	26.388	25.140
20	11:02:49.120	1:09.005	20.526	25.270	23.209	11	10:49:56.025	1:13.481	21.317	26.939	25.225
21	11:04:00.229	1:11.109	20.296	25.904	24.909						
22	11:05:11.296	1:11.067	20.967	26.262	23.838						

Lap	Time of Day	Lap Tm	S1	S2	S3
(77) M & L ALEXANDER-WILLIAMS					
1	10:37:05.555	1:16.037	23.243	28.493	24.301
2	10:38:20.506	1:14.951	21.446	28.492	25.013
3	10:41:24.783	3:04.277	20.872	26.452	
4	10:42:39.300	1:14.517	23.759	26.757	24.001
5	10:43:48.588	1:09.288	20.491	25.985	22.812
6	10:44:59.302	1:10.714	21.384	25.484	23.846
7	10:46:07.199	1:07.897	20.194	25.172	22.531
8	10:58:02.128	1:15.4929	20.790	26.332	


Lap	Time of Day	Lap Tm	S1	S2	S3
(35) Joe BENN					
1	10:37:58.898	1:26.275	25.337	31.954	28.984
2	10:39:12.091	1:13.193	21.583	26.735	24.875
3	10:40:24.744	1:12.653	21.489	26.483	24.681
4	10:41:36.135	1:11.391	20.907	25.927	24.557
5	10:42:47.128	1:10.993	20.448	26.264	24.281
6	10:43:58.776	1:11.648	20.389	26.462	24.797
7	10:45:09.296	1:10.520	20.835	25.595	24.090
8	10:46:19.652	1:10.356	20.381	25.448	24.527
9	10:47:30.546	1:10.894	20.449	25.497	24.948
10	10:48:42.114	1:11.568	20.758	26.754	24.056
11	10:49:53.491	1:11.377	20.505	26.003	24.869
12	10:51:03.842	1:10.351	20.757	25.270	24.324
13	10:54:15.911	3:12.069	21.348	25.693	
14	10:55:31.479	1:15.568	24.302	26.675	24.591
15	10:56:47.655	1:16.176	21.903	29.864	24.409
16	10:57:58.096	1:10.441	20.906	25.629	23.906
17	10:59:09.060	1:10.964	20.473	25.777	24.714
18	11:00:20.904	1:11.844	20.586	26.127	25.131
19	11:01:31.895	1:10.991	20.942	26.113	23.936
20	11:02:43.364	1:11.469	21.183	25.656	24.630
21	11:03:54.496	1:11.132	20.578	25.559	24.995
22	11:05:06.403	1:11.907	21.147	26.285	24.475
23	11:06:19.561	1:13.158	22.783	26.336	24.039

(41) Michael PETERS**Clerk of the Course****Sig ; Rob Briggs Time :****Chief Timekeeper : Ian Sharp (SMART Timing)****Results available at www.smart-timing.co.uk and www.speedhive.com****Printed: 04/07/2021 11:09:04****Orbits**



CSCC Race meeting AC

Tin Tops / Puma Cup	Knockhill 1.267 miles
Race 10 - AMENDED GRID	04/07/2021 15:35
Race (30:00 Time)	



AMENDED GRID - Car No.41 moved to back of Grid

POLE POSITION

1	1 62 C SIMPSON / S SIMPSON 57.769	2 27 J SLATER / R HARMAN 58.160
2	3 1 Martin ADDISON 58.712	4 30 G BARLOW / D CASSAR 58.732
3	5 15 Russell THOMSON 58.792	6 84 N TONGUE / L WEBSTER 1:00.348
4	7 2 Blair ROEBUCK 1:00.927	8 119 Dominic ROSE 1:01.024
5	9 22 Shaun ELY 1:01.570	10 14 Steve PAPWORTH 1:02.248
6	11 16 Terry UPTON 1:03.376	12 196 J GLOVER / E GLANVILL 1:04.848
7	13 810 John BAKER 1:05.290	14 142 M JACKSON / N JACKSON 1:05.902
8	15 21 Christopher HURWOOD 1:06.238	16 169 Benjamin ISAACS 1:07.186
9	17 33 P HAMMOND / E QUAINMERE 1:09.005	18 77 M & L ALEXANDER-WILLIAMS 1:09.288
10	19 35 Joe BENN 1:10.351	20 88 Andrew BARRON 1:12.663

Clerk of the Course

Sig ; Rob Briggs Time :

Chief Timekeeper : Ian Sharp (SMART Timing)

Results available at www.smart-timing.co.uk and www.speedhive.com






Bulletin No. _____

CSCC Race meeting AC

Tin Tops / Puma Cup	Knockhill 1.267 miles
Race 10 - AMENDED GRID	04/07/2021 15:35
Race (30:00 Time)	



11	21	41 Paul BOULTON 1:10.456
----	----	-----------------------------



**CSCC Race meeting AC****Sorted on Laps**

Tin Tops / Puma Cup

Knockhill 1.267 miles

Race 10

04/07/2021 15:35

Race (30:00 Time) started at 15:25:50

Pos	No.	Name	Make/Model	CC	Class	Laps	Total Tm	Diff	Best Tm	In Lap	2nd Best
1	27	J SLATER / R HARMAN	Honda Civic Type R	1998	A	28	30:00.137		58.223	17	58.228
2	22	Shaun ELY	Peugeot 205 GTi	1580	F	28	30:50.335	50.198	1:00.300	17	1:00.304
3	15	Russell THOMSON	Renault Clio Cup	2000	B	28	30:53.563	53.426	58.450	14	58.830
4	62	Steve SIMPSON	Peugeot 206 RC	2000	A	28	30:56.870	56.733	57.936	21	57.963
5	2	Blair ROEBUCK	Honda Civic	1600	E	27	29:59.690	1 Lap	59.835	27	1:00.092
6	84	N TONGUE / L WEBSTER	Peugeot 306	2000	A	27	30:27.568	1 Lap	1:00.171	17	1:00.308
7	16	Terry UPTON	Ford Fiesta ST	2000	C	27	30:52.535	1 Lap	1:01.829	6	1:02.288
8	41	Michael PETERS	Ford Fiesta ST	2000	C	27	30:54.136	1 Lap	1:02.642	20	1:02.681
9	119	Dominic ROSE	Renault Clio 172	2000	B	26	30:16.409	2 Laps	1:01.458	8	1:01.569
10	21	Christopher HURWOOD	Ford Fiesta ST	2000	C	26	31:20.258	2 Laps	1:05.001	17	1:05.036
11	810	John BAKER	Renault Clio 172	1998	B	25	30:04.863	3 Laps	1:04.999	3	1:05.109
12	196	J GLOVER / E GLANVILL	Ford Puma	1700	PC	25	30:05.552	3 Laps	1:04.450	16	1:04.815
13	142	M JACKSON / N JACKSON	Ford Puma	1700	PC	25	30:13.255	3 Laps	1:06.048	18	1:06.084
14	169	Benjamin ISAACS	Ford Puma	1700	PC	25	30:13.882	3 Laps	1:05.194	24	1:05.324
15	33	P HAMMOND / E QUAIN	Vauxhall Nova GTE	1598	F	25	30:26.098	3 Laps	1:04.331	19	1:04.454
16	35	Joe BENN	Ford Fiesta	1400	F	24	31:21.041	4 Laps	1:09.463	18	1:09.780
17	88	Andrew BARRON	Ford Ka	1300	G	22	29:58.556	6 Laps	1:11.952	14	1:12.463

Not classified

DNF	14	Steve PAPWORTH	Ford Fiesta ST	2000	C	19	22:34.711	DNF	1:02.515	3	1:02.530
DNF	30	G BARLOW / D CASSAR	Honda Integra Type R	1998	A	14	18:35.932	DNF	59.190	3	59.858
DNF	1	Martin ADDISON	Peugeot 106 GTi	1600	E	7	8:03.071	DNF	1:00.817	2	1:01.575
DNF	77	M & L ALEXANDER-WILL	Citroen Saxo	1600	F		10.435	DNF		0	

Announcements

- New Track Record (57.936) for CSCC Tin Tops (A) by Steve SIMPSON.
- New Track Record (58.450) for CSCC Tin Tops (B) by Russell THOMSON.
- New Track Record (59.835) for CSCC Tin Tops (E) by Blair ROEBUCK.
- New Track Record (1:00.300) for CSCC Tin Tops (F) by Shaun ELY.
- New Track Record (1:01.829) for CSCC Tin Tops (C) by Terry UPTON.
- New Track Record (1:04.450) for CSCC Puma Cup by J GLOVER / E GLANVILL.
- New Track Record (1:11.952) for CSCC Tin Tops (G) by Andrew BARRON.

Margin of Victory	Avg. Speed	Best Lap Tm	Best Speed	Best Lap by
50.198	70.941	57.936	78.722	62 - Steve SIMPSON

Clerk of the Course

Sig ; Rob Briggs Time :

Chief Timekeeper : Ian Sharp (SMART Timing)

Results available at www.smart-timing.co.uk and www.speedhive.com

Printed: 04/07/2021 15:57:19

Orbits



Bulletin No. _____

CSCC Race meeting AC**Sorted on Laps**

Tin Tops / Puma Cup

Knockhill 1.267 miles

Race 10

04/07/2021 15:35

Race (30:00 Time) started at 15:25:50

Pos	No.	Name	Make/Model	CC	Class	Laps	Total Tm	Diff	Best Tm	In Lap	2nd Best
1	27	J SLATER / R HARMAN	Honda Civic Type R	1998	A	28	30:00.137		58.223	17	58.228
2	22	Shaun ELY	Peugeot 205 GTi	1580	F	28	30:50.335	50.198	1:00.300	17	1:00.304
3	15	Russell THOMSON	Renault Clio Cup	2000	B	28	30:53.563	53.426	58.450	14	58.830
4	62	Steve SIMPSON	Peugeot 206 RC	2000	A	28	30:56.870	56.733	57.936	21	57.963
5	2	Blair ROEBUCK	Honda Civic	1600	E	27	29:59.690	1 Lap	59.835	27	1:00.092
6	84	N TONGUE / L WEBSTER	Peugeot 306	2000	A	27	30:27.568	1 Lap	1:00.171	17	1:00.308
7	16	Terry UPTON	Ford Fiesta ST	2000	C	27	30:52.535	1 Lap	1:01.829	6	1:02.288
8	41	Michael PETERS	Ford Fiesta ST	2000	C	27	30:54.136	1 Lap	1:02.642	20	1:02.681
9	119	Dominic ROSE	Renault Clio 172	2000	B	26	30:16.409	2 Laps	1:01.458	8	1:01.569
10	21	Christopher HURWOOD	Ford Fiesta ST	2000	C	26	31:20.258	2 Laps	1:05.001	17	1:05.036
11	810	John BAKER	Renault Clio 172	1998	B	25	30:04.863	3 Laps	1:04.999	3	1:05.109
12	196	J GLOVER / E GLANVILL	Ford Puma	1700	PC	25	30:05.552	3 Laps	1:04.450	16	1:04.815
13	142	M JACKSON / N JACKSON	Ford Puma	1700	PC	25	30:13.255	3 Laps	1:06.048	18	1:06.084
14	169	Benjamin ISAACS	Ford Puma	1700	PC	25	30:13.882	3 Laps	1:05.194	24	1:05.324
15	33	P HAMMOND / E QUAIN	Vauxhall Nova GTE	1598	F	25	30:26.098	3 Laps	1:04.331	19	1:04.454
16	35	Joe BENN	Ford Fiesta	1400	F	24	31:21.041	4 Laps	1:09.463	18	1:09.780
17	88	Andrew BARRON	Ford Ka	1300	G	22	29:58.556	6 Laps	1:11.952	14	1:12.463

Not classified

DNF	14	Steve PAPWORTH	Ford Fiesta ST	2000	C	19	22:34.711	DNF	1:02.515	3	1:02.530
DNF	30	G BARLOW / D CASSAR	Honda Integra Type R	1998	A	14	18:35.932	DNF	59.190	3	59.858
DNF	1	Martin ADDISON	Peugeot 106 GTi	1600	E	7	8:03.071	DNF	1:00.817	2	1:01.575
DNF	77	M & L ALEXANDER-WILL	Citroen Saxo	1600	F		10.435	DNF		0	

Car No.62 - Racetime includes 60 second time penalty - Speeding in Pit Lane.

Car No's 21 & 35 - Racetime includes 30 second + short pit stop duration time penalty.

Margin of Victory	Avg. Speed	Best Lap Tm	Best Speed	Best Lap by
50.198	70.941	57.936	78.722	62 - Steve SIMPSON

Clerk of the Course

Sig ; Rob Briggs Time :

Chief Timekeeper : Ian Sharp (SMART Timing)

Results available at www.smart-timing.co.uk and www.speedhive.com

Printed: 04/07/2021 15:57:19

Orbits



CSCC Race meeting AC

Tin Tops / Puma Cup

Knockhill 1.267 miles

Race 10

04/07/2021 15:35

Race (30:00 Time) started at 15:25:50

Lap	Time of Day	Lap Tm	S1	S2	S3	Lap	Time of Day	Lap Tm	S1	S2	S3
(27) J SLATER / R HARMAN						5	15:30:57.169	59.949	17.346	22.593	20.010
1	15:26:58.747	1:01.798	18.823	23.429	19.546	6	15:31:57.365	1:00.196	17.331	22.137	20.728
2	15:27:57.519	58.772	17.499	22.072	19.201	7	15:32:56.344	58.979	17.546	21.809	19.624
3	15:28:55.990	58.471	17.295	21.927	19.249	8	15:33:55.801	59.457	17.473	21.693	20.291
4	15:29:54.293	58.303	17.139	21.925	19.239	9	15:34:55.746	59.945	17.387	22.583	19.975
5	15:30:53.615	59.322	16.989	22.972	19.361	10	15:35:54.962	59.216	17.299	22.123	19.794
6	15:31:52.508	58.893	17.182	22.397	19.314	11	15:36:53.852	58.890	17.369	21.817	19.704
7	15:32:52.308	59.800	17.510	22.375	19.915	12	15:37:53.064	59.212	17.595	21.957	19.660
8	15:33:52.657	1:00.349	17.242	22.446	20.661	13	15:38:51.894	58.830	17.317	21.730	19.783
9	15:34:52.068	59.411	17.770	21.957	19.684	14	15:39:50.344	58.450	17.324	21.424	19.702
10	15:35:51.676	59.608	17.337	21.846	20.425	15	15:40:49.307	58.963	17.444	21.769	19.750
11	15:36:50.572	58.896	17.169	21.907	19.820	16	15:41:49.283	59.976	17.381	22.486	20.109
12	15:37:49.757	59.185	17.243	21.999	19.943	17	15:42:49.208	59.925	17.421	22.311	20.193
13	15:38:48.638	58.881	17.238	22.057	19.586	18	15:46:45.341	3:56.133	17.497	21.877	
14	15:39:47.607	58.969	17.552	21.913	19.504	19	15:47:46.976	1:01.635	19.615	22.065	19.955
15	15:40:45.835	58.228	17.116	21.713	19.399	20	15:48:46.574	59.598	18.178	21.802	19.618
16	15:41:44.565	58.730	17.452	21.977	19.301	21	15:49:46.041	59.467	17.526	21.895	20.046
17	15:42:42.788	58.223	17.168	21.559	19.496	22	15:50:46.653	1:00.612	17.614	22.987	20.011
18	15:43:42.346	59.558	17.455	21.795	20.308	23	15:51:46.223	59.570	17.562	21.530	20.478
19	15:46:41.859	2:59.513	17.209	21.773		24	15:52:46.181	59.958	18.272	22.352	19.334
20	15:47:45.186	1:03.327	19.706	23.307	20.314	25	15:53:45.542	59.361	17.824	21.665	19.872
21	15:48:45.404	1:00.218	17.824	22.484	19.910	26	15:54:44.571	59.029	17.503	21.783	19.743
22	15:49:45.701	1:00.297	17.572	22.665	20.060	27	15:55:44.124	59.553	18.095	21.842	19.616
23	15:50:47.518	1:01.817	18.218	23.826	19.773	28	15:56:44.235	1:00.111	17.817	21.497	20.797
24	15:51:47.834	1:00.316	17.517	22.577	20.222	(62) Steve SIMPSON					
25	15:52:48.608	1:00.774	18.216	22.982	19.576	1	15:26:58.168	1:01.222	18.375	22.954	19.893
26	15:53:50.637	1:02.029	17.517	24.486	20.026	2	15:27:57.147	58.979	17.047	22.507	19.425
27	15:54:50.912	1:00.275	17.616	22.757	19.902	3	15:28:55.265	58.118	17.161	21.782	19.175
28	15:55:50.809	59.897	18.388	21.936	19.573	4	15:29:53.247	57.982	17.074	21.639	19.269
(22) Shaun ELY						5	15:30:51.561	58.314	17.068	22.099	19.147
1	15:27:06.013	1:06.624	20.309	25.102	21.213	6	15:31:50.435	58.874	17.420	22.034	19.420
2	15:28:08.292	1:02.279	18.666	22.910	20.703	7	15:32:49.358	58.923	17.133	22.260	19.530
3	15:29:11.087	1:02.795	18.149	23.639	21.007	8	15:33:48.635	59.277	17.252	22.235	19.790
4	15:30:13.361	1:02.274	18.598	23.018	20.658	9	15:34:47.127	58.492	17.333	21.876	19.283
5	15:31:15.045	1:01.684	18.243	22.858	20.583	10	15:35:45.561	58.434	17.136	22.042	19.256
6	15:32:16.543	1:01.498	18.315	22.809	20.374	11	15:36:45.050	59.489	17.455	22.057	19.977
7	15:33:19.055	1:02.512	18.641	23.342	20.529	12	15:40:07.874	3:22.824	17.098	21.873	
8	15:34:20.413	1:01.358	18.026	22.955	20.377	13	15:41:09.177	1:01.303	20.092	22.004	19.207
9	15:35:21.963	1:01.550	18.241	22.987	20.322	14	15:42:07.594	58.417	17.033	22.303	19.081
10	15:36:23.132	1:01.169	18.236	22.545	20.388	15	15:43:05.665	58.071	17.191	21.538	19.342
11	15:37:23.746	1:00.614	18.050	22.391	20.173	16	15:44:04.461	58.796	17.190	22.425	19.181
12	15:40:24.148	3:00.402	18.201	22.551		17	15:45:02.458	57.997	17.325	21.534	19.138
13	15:41:28.367	1:04.219	20.558	22.995	20.666	18	15:46:01.751	59.293	17.483	22.230	19.580
14	15:42:29.459	1:01.092	18.253	22.583	20.256	19	15:47:00.939	59.188	16.869	23.057	19.262
15	15:43:30.161	1:00.702	18.237	22.508	19.957	20	15:47:59.062	58.123	17.104	21.802	19.217
16	15:44:30.957	1:00.796	18.379	22.165	20.252	21	15:48:56.998	57.936	17.200	21.565	19.171
17	15:45:31.257	1:00.300	18.113	22.162	20.025	22	15:49:56.151	59.153	17.089	21.686	20.378
18	15:46:31.618	1:00.361	18.301	22.159	19.901	23	15:50:54.391	58.240	17.219	21.754	19.267
19	15:47:32.247	1:00.629	18.102	22.398	20.129	24	15:51:53.129	58.738	17.372	21.954	19.412
20	15:48:32.750	1:00.503	18.191	22.366	19.946	25	15:52:51.092	57.963	17.182	21.584	19.197
21	15:49:34.249	1:01.499	17.981	23.067	20.451	26	15:53:50.524	59.432	17.011	22.736	19.685
22	15:50:34.915	1:00.666	18.269	22.281	20.116	27	15:54:49.241	58.717	17.132	21.661	19.924
23	15:51:36.911	1:01.996	18.305	22.832	20.859	28	15:55:47.542	58.301	17.302	21.680	19.319
24	15:52:37.215	1:00.304	17.998	22.334	19.972	(2) Blair ROEBUCK					
25	15:53:38.375	1:01.160	18.147	22.387	20.626	1	15:27:03.427	1:04.756	19.782	24.196	20.778
26	15:54:38.687	1:00.312	17.944	22.319	20.049	2	15:28:04.220	1:00.793	17.714		
27	15:55:39.680	1:00.993	18.456	22.486	20.051	3	15:29:05.273	1:01.053	17.879		
28	15:56:41.007	1:01.327	18.323	22.633	20.371	4	15:30:07.229	1:01.956	18.073	23.258	20.625
(15) Russell THOMSON						5	15:31:09.608	1:02.379	18.129	23.187	21.063
1	15:27:00.101	1:01.595	19.131	22.857	19.607	6	15:32:11.990	1:02.382	18.082	23.189	21.111
2	15:27:59.139	59.038	17.378	21.855	19.805	7	15:33:13.331	1:01.341	17.977	23.137	20.227
3	15:28:58.026	58.887	17.368	21.855	19.664	8	15:34:16.292	1:02.961	18.188	23.181	21.592
4	15:29:57.220	59.194	17.537	21.921	19.736	9	15:35:18.350	1:02.058	18.204	23.192	20.662
						10	15:38:22.499	3:04.149	18.011	23.153	

Clerk of the Course

Sig ; Rob Briggs Time :

Chief Timekeeper : Ian Sharp (SMART Timing)

Results available at www.smart-timing.co.uk and www.speedhive.com

Printed: 04/07/2021 15:58:39

Orbits





CSCC Race meeting AC

Tin Tops / Puma Cup

Knockhill 1.267 miles

Race 10

04/07/2021 15:35

Race (30:00 Time) started at 15:25:50

Lap	Time of Day	Lap Tm	S1	S2	S3	Lap	Time of Day	Lap Tm	S1	S2	S3
11	15:39:28.587	1:06.088	20.765	23.559	21.764	19	15:48:08.451	1:03.218			
12	15:40:30.807	1:02.220	18.352	23.117	20.751	20	15:49:12.016	1:03.565	18.894		
13	15:41:32.110	1:01.303	17.695	22.838	20.770	21	15:50:15.171	1:03.155			
14	15:42:33.526	1:01.416	18.054	22.956	20.406	22	15:51:17.965	1:02.794			
15	15:43:34.427	1:00.901	18.062	22.567	20.272	23	15:52:21.003	1:03.038			
16	15:44:36.108	1:01.681	17.998	23.339	20.344	24	15:53:23.321	1:02.318	18.521		
17	15:45:39.234	1:03.126	17.788	22.769	22.569	25	15:54:25.958	1:02.637	18.422		
18	15:46:41.730	1:02.496	18.984	23.255	20.257	26	15:55:38.431	1:12.473			
19	15:47:42.764	1:01.034	18.124	22.786	20.124	27	15:56:43.207	1:04.776			
20	15:48:44.422	1:01.658	18.175	23.082	20.401						
21	15:49:45.530	1:01.108	18.157	22.641	20.310						
22	15:50:46.475	1:00.945	17.652	23.119	20.174						
23	15:51:47.682	1:01.207	17.984	22.727	20.496						
24	15:52:47.774	1:00.092	17.695	22.616	19.781						
25	15:53:50.012	1:02.238	18.059	23.508	20.671						
26	15:54:50.527	1:00.515	17.705	22.954	19.856						
27	15:55:50.362	59.835	17.627	22.264	19.944						

(41) Michael PETERS

1	15:27:09.147	1:07.650	21.010		
2	15:28:14.337	1:05.190	19.428		
3	15:29:18.675	1:04.338	19.107		
4	15:30:22.537	1:03.862	19.128	23.651	21.083
5	15:31:26.292	1:03.755	18.676	23.667	21.412
6	15:32:30.106	1:03.814	18.987	23.512	21.315
7	15:33:33.483	1:03.377	18.834	23.515	21.028
8	15:34:36.814	1:03.331	18.621	23.756	20.954
9	15:35:39.495	1:02.681	18.512	23.220	20.949
10	15:36:43.276	1:03.781	18.688	23.765	21.328
11	15:37:47.785	1:04.509	18.717	24.381	21.411
12	15:40:53.646	3:05.861	18.950	24.229	
13	15:42:00.075	1:06.429	21.581	23.706	21.142
14	15:43:03.231	1:03.156	18.542		
15	15:44:06.593	1:03.362	18.697	23.868	20.797
16	15:45:09.346	1:02.753	18.657	23.071	21.025
17	15:46:12.797	1:03.451	18.620	23.362	21.469
18	15:47:15.582	1:02.785	18.560	23.300	20.925
19	15:48:19.737	1:04.155	18.638	23.934	21.583
20	15:49:22.379	1:02.642	18.935		
21	15:50:25.603	1:03.224	18.809	23.523	20.892
22	15:51:28.927	1:03.324	18.547	23.551	21.226
23	15:52:31.674	1:02.747	18.644	23.028	21.075
24	15:53:34.846	1:03.172	18.621	23.448	21.103
25	15:54:38.311	1:03.465	18.844	23.465	21.156
26	15:55:41.135	1:02.824	18.703	23.393	20.728
27	15:56:44.808	1:03.673	18.425	23.151	22.097

(119) Dominic ROSE

1	15:27:01.845	1:03.711	19.550		
2	15:28:04.012	1:02.167	18.256		
3	15:29:10.574	1:06.562	19.286		
4	15:30:16.177	1:05.603	19.553		
5	15:31:18.838	1:02.661	18.280		
6	15:32:21.081	1:02.243	18.065		
7	15:33:23.340	1:02.259	18.103		
8	15:34:24.798	1:01.458	18.097		
9	15:35:28.310	1:03.512	18.248		
10	15:36:30.366	1:02.056	18.203		
11	15:37:32.856	1:02.490	18.254		
12	15:41:03.142	3:30.286	18.115		
13	15:42:10.206	1:07.064	22.251		
14	15:43:12.226	1:02.020	18.269		
15	15:44:13.795	1:01.569	18.096		
16	15:45:15.926	1:02.131	18.290	23.238	20.603
17	15:46:18.006	1:02.080	18.227		
18	15:47:26.377	1:08.371	22.977		
19	15:48:30.258	1:03.881	19.343		
20	15:49:33.556	1:03.298	18.358		
21	15:50:39.341	1:05.785	19.741		
22	15:51:43.888	1:04.547	18.478		
23	15:52:51.437	1:07.549	21.279		
24	15:53:56.980	1:05.543	19.407	24.780	21.356
25	15:55:01.070	1:04.090	18.728	23.930	21.432
26	15:56:07.081	1:06.011	19.473		

(84) N TONGUE / L WEBSTER

1	15:27:08.116	1:09.012	21.032		
2	15:28:12.220	1:04.104	19.284		
3	15:29:16.263	1:04.043	19.239		
4	15:30:19.477	1:03.214	18.846		
5	15:31:22.808	1:03.331	18.854		
6	15:32:26.193	1:03.385	18.886		
7	15:33:29.442	1:03.249	18.396		
8	15:34:32.453	1:03.011	18.994		
9	15:35:35.523	1:03.070	18.841		
10	15:36:39.569	1:04.046	18.630		
11	15:37:42.351	1:02.782	18.927		
12	15:40:59.016	3:16.665	18.729		
13	15:42:04.615	1:05.599	21.492		
14	15:43:05.850	1:01.235	18.244		
15	15:44:06.830	1:00.980	17.778		
16	15:45:07.481	1:00.651	17.803		
17	15:46:07.652	1:00.171	17.940		
18	15:47:09.564	1:01.912	18.329		
19	15:48:11.959	1:02.395	17.981		
20	15:49:12.267	1:00.308	17.773		
21	15:50:12.909	1:00.642	17.822		
22	15:51:13.838	1:00.929	18.282		
23	15:52:14.719	1:00.881	17.901		
24	15:53:15.947	1:01.228	17.832		
25	15:54:16.671	1:00.724	18.019		
26	15:55:17.621	1:00.950	18.275		
27	15:56:18.240	1:00.619	17.907		

(16) Terry UPTON

1	15:27:06.524	1:07.395	20.313		
2	15:28:11.036	1:04.512	18.698		
3	15:29:14.366	1:03.330	18.431		
4	15:30:18.042	1:03.676	18.624		
5	15:31:20.885	1:02.843	18.654		
6	15:32:22.714	1:01.829			
7	15:33:25.810	1:03.096			
8	15:34:28.498	1:02.688			
9	15:35:33.337	1:04.839			
10	15:36:36.184	1:02.847			
11	15:37:38.933	1:02.749	18.511		
12	15:40:43.629	3:04.696			
13	15:41:50.492	1:06.863			
14	15:42:53.653	1:03.161			
15	15:43:56.424	1:02.771			
16	15:44:58.712	1:02.288			
17	15:46:01.656	1:02.944	18.460		
18	15:47:05.233	1:03.577			

Clerk of the Course

Sig ; Rob Briggs Time :

Chief Timekeeper : Ian Sharp (SMART Timing)

Results available at www.smart-timing.co.uk and www.speedhive.com

Orbits





CSCC Race meeting AC

Tin Tops / Puma Cup

Knockhill 1.267 miles

Race 10

04/07/2021 15:35

Race (30:00 Time) started at 15:25:50

Lap	Time of Day	Lap Tm	S1	S2	S3
(21) Christopher HURWOOD					
1	15:27:11.905	1:11.105	20.910	27.783	22.412
2	15:28:19.005	1:07.100	19.339		
3	15:29:25.946	1:06.941	19.174	25.427	22.340
4	15:30:32.900	1:06.954	19.014	25.648	22.292
5	15:31:39.275	1:06.375	18.991	25.262	22.122
6	15:32:46.165	1:06.890	19.593	25.611	21.686
7	15:33:51.965	1:05.800	18.921	24.794	22.085
8	15:34:58.324	1:06.359	19.284	24.300	22.775
9	15:36:03.766	1:05.442	19.015	24.441	21.986
10	15:37:10.235	1:06.469	19.618	24.900	21.951
11	15:38:15.814	1:05.579	18.858	24.552	22.169
12	15:39:21.315	1:05.501	18.828	24.573	22.100
13	15:42:21.950	3:00.635	19.213	25.387	
14	15:43:30.626	1:08.676	22.183	24.531	21.962
15	15:44:36.257	1:05.631	19.308	24.469	21.854
16	15:45:41.293	1:05.036	19.006	24.214	21.816
17	15:46:46.294	1:05.001	19.126	24.084	21.791
18	15:47:51.334	1:05.040	18.611	24.181	22.248
19	15:48:56.675	1:05.341	19.234	24.321	21.786
20	15:50:02.505	1:05.830	18.932	24.619	22.279
21	15:51:07.684	1:05.179	19.000	24.467	21.712
22	15:52:13.096	1:05.412	18.933	24.794	21.685
23	15:53:18.564	1:05.468	18.856	24.753	21.859
24	15:54:23.666	1:05.102	19.106	24.084	21.912
25	15:55:29.241	1:05.575	18.819	24.442	22.314
26	15:56:35.231	1:05.990	19.440	24.569	21.981

Lap	Time of Day	Lap Tm	S1	S2	S3
10	15:37:23.904	1:06.192	19.391		
11	15:38:31.175	1:07.271	19.426		
12	15:41:40.783	3:09.608	19.758		
13	15:42:51.341	1:10.558	22.898		
14	15:43:56.334	1:04.993	19.286		
15	15:45:01.337	1:05.003	19.243	24.117	21.643
16	15:46:05.787	1:04.450	19.028		
17	15:47:11.580	1:05.793	18.848		
18	15:48:16.555	1:04.975	19.245		
19	15:49:21.370	1:04.815	18.992		
20	15:50:26.891	1:05.521	19.060		
21	15:51:31.781	1:04.890	19.116		
22	15:52:37.107	1:05.326	19.118		
23	15:53:43.755	1:06.648	19.899		
24	15:54:50.384	1:06.629	19.314		
25	15:55:56.224	1:05.840	20.057	24.139	21.644

Lap	Time of Day	Lap Tm	S1	S2	S3
(142) M JACKSON / N JACKSON					
1	15:27:13.337	1:12.152	21.643	27.725	22.784
2	15:28:20.562	1:07.225	19.457	25.225	22.543
3	15:29:27.723	1:07.161	19.489	24.898	22.774
4	15:30:34.483	1:06.760	19.498	24.901	22.361
5	15:31:41.370	1:06.887	19.450	24.770	22.667
6	15:32:48.066	1:06.696	19.633	24.803	22.260
7	15:33:55.394	1:07.328	19.516	25.512	22.300
8	15:35:02.364	1:06.970	19.532	24.512	22.926
9	15:36:08.808	1:06.444	19.412	24.170	22.862
10	15:37:15.635	1:06.827	19.365	24.767	22.695
11	15:38:22.063	1:06.428	19.367	24.675	22.386
12	15:41:31.957	3:09.894	19.640	24.526	
13	15:42:43.537	1:11.580	23.283	25.460	22.837
14	15:43:50.224	1:06.687	19.572	24.647	22.468
15	15:44:57.532	1:07.308	19.851	24.668	22.789
16	15:46:04.744	1:07.212	19.482	24.981	22.749
17	15:47:13.045	1:08.301	19.456	26.513	22.332
18	15:48:19.093	1:06.048	19.312	24.639	22.097
19	15:49:25.177	1:06.084	19.833	24.035	22.216
20	15:50:31.404	1:06.227	19.231	24.326	22.670
21	15:51:38.269	1:06.865	19.675	24.618	22.572
22	15:52:44.648	1:06.379	19.122	24.258	22.999
23	15:53:51.483	1:06.835	19.585	24.793	22.457
24	15:54:57.719	1:06.236	19.358	24.602	22.276
25	15:56:03.927	1:06.208	19.294	24.546	22.368

Lap	Time of Day	Lap Tm	S1	S2	S3
(810) John BAKER					
1	15:27:11.132	1:11.248	21.592	27.569	22.087
2	15:28:17.467	1:06.335	19.312	25.183	21.840
3	15:29:22.466	1:04.999	18.955	24.175	21.869
4	15:30:28.547	1:06.081	19.091	24.720	22.270
5	15:31:34.024	1:05.477	18.943	24.549	21.985
6	15:32:39.613	1:05.589	19.110	24.624	21.855
7	15:33:45.122	1:05.509	19.034	24.595	21.880
8	15:34:51.969	1:06.847	19.085	25.706	22.056
9	15:35:58.449	1:06.480	19.442	25.242	21.796
10	15:37:06.660	1:08.211	19.449	26.729	22.033
11	15:40:20.973	3:14.313	18.869	24.717	
12	15:41:30.055	1:09.082	21.093	25.134	22.855
13	15:42:37.063	1:07.008	19.786	25.348	21.874
14	15:43:44.638	1:07.575	19.139	24.797	23.639
15	15:44:51.063	1:06.425	19.362	24.653	22.410
16	15:45:56.973	1:05.910	19.400	24.660	21.850
17	15:47:06.438	1:09.465	19.304	26.243	23.918
18	15:48:13.684	1:07.246	19.204	25.151	22.891
19	15:49:19.056	1:05.372	19.222	24.337	21.813
20	15:50:24.165	1:05.109	18.981	24.340	21.788
21	15:51:31.111	1:06.946	19.744	25.575	21.627
22	15:52:36.647	1:05.536	19.046	24.624	21.866
23	15:53:43.089	1:06.442	20.446	24.473	21.523
24	15:54:50.132	1:07.043	19.111	25.174	22.758
25	15:55:55.535	1:05.403	19.584	24.287	21.532

Lap	Time of Day	Lap Tm	S1	S2	S3
(169) Benjamin ISAACS					
1	15:27:13.214	1:12.776	22.179		
2	15:28:21.154	1:07.940	19.935	25.677	22.328
3	15:29:28.906	1:07.752	19.561	25.499	22.692
4	15:30:35.818	1:06.912	19.445	25.298	22.169
5	15:31:42.649	1:06.831	19.497	25.108	22.226
6	15:32:49.590	1:06.941	19.599	25.200	22.142
7	15:33:56.852	1:07.262	20.077	25.076	22.109
8	15:35:03.892	1:07.040	19.287	25.012	22.741
9	15:36:10.630	1:06.738	19.291	24.899	22.548
10	15:37:16.982	1:06.352	19.349	24.727	22.276
11	15:38:25.010	1:08.028	19.353	25.289	23.386
12	15:39:31.817	1:06.807	19.824	24.625	22.358
13	15:42:45.687	3:13.870	19.229	24.614	
14	15:43:55.454	1:09.767	22.990	24.518	22.259
15	15:45:01.433	1:05.979	19.612	24.175	22.192
16	15:46:07.977	1:06.544	19.635	24.983	21.926
17	15:47:14.007	1:06.030	19.458	24.492	22.080
18	15:48:19.870	1:05.863	19.203	24.472	22.188
19	15:49:26.224	1:06.354	20.064	24.176	22.114
20	15:50:31.855	1:05.631	19.116	24.131	22.384
21	15:51:39.003	1:07.148	19.289	25.549	22.310

Lap	Time of Day	Lap Tm	S1	S2	S3
(196) J GLOVER / E GLANVILL					
1	15:27:17.935	1:12.433	21.880		
2	15:28:26.665	1:08.730	19.614		
3	15:29:34.258	1:07.593	19.447		
4	15:30:41.166	1:06.908	19.569		
5	15:31:47.422	1:06.256	19.161		
6	15:32:55.250	1:07.828	19.458		
7	15:34:02.065	1:06.815	19.625		
8	15:35:08.246	1:06.181	19.094		
9	15:36:17.712	1:09.466	19.551		

Clerk of the Course

Sig ; Rob Briggs Time :

Chief Timekeeper : Ian Sharp (SMART Timing)

Results available at www.smart-timing.co.uk and www.speedhive.com

Printed: 04/07/2021 15:58:39

Orbits





CSCC Race meeting AC

Tin Tops / Puma Cup

Knockhill 1.267 miles

Race 10

04/07/2021 15:35

Race (30:00 Time) started at 15:25:50

Lap	Time of Day	Lap Tm	S1	S2	S3	Lap	Time of Day	Lap Tm	S1	S2	S3
22	15:52:45.250	1:06.247	19.137	24.180	22.930	8	15:35:54.919	1:12.540	21.649	25.938	24.953
23	15:53:54.036	1:08.786	19.453	26.550	22.783	9	15:37:10.724	1:15.805	21.592	29.067	25.146
24	15:54:59.230	1:05.194	19.129	24.001	22.064	10	15:38:26.685	1:15.961	23.409	26.847	25.705
25	15:56:04.554	1:05.324	19.108	24.039	22.177	11	15:42:09.623	3:42.938	21.650	26.034	

(33) P HAMMOND / E QUAINMERE

1	15:27:16.197	1:13.723	22.593	27.350	23.780
2	15:28:27.076	1:10.879	20.218	26.573	24.088
3	15:29:38.153	1:11.077	20.637	26.484	23.956
4	15:30:48.581	1:10.428	20.561	25.913	23.954
5	15:31:58.738	1:10.157	20.396	26.163	23.598
6	15:33:07.708	1:08.970	20.102	25.480	23.388
7	15:34:18.315	1:10.607	20.912	25.764	23.931
8	15:35:29.591	1:11.276	20.304	26.053	24.919
9	15:36:40.547	1:10.956	20.647	26.553	23.756
10	15:39:57.296	3:16.749	20.669	26.114	
11	15:41:06.328	1:09.032	22.362	24.186	22.484
12	15:42:12.246	1:05.918	19.630	24.045	22.243
13	15:43:17.390	1:05.144	19.441	23.526	22.177
14	15:44:22.260	1:04.870	19.391	23.496	21.983
15	15:45:27.234	1:04.974	19.460	23.390	22.124
16	15:46:31.905	1:04.671	19.293	23.485	21.893
17	15:47:36.842	1:04.937	19.571	23.509	21.857
18	15:48:41.446	1:04.604	19.338	23.297	21.969
19	15:49:45.777	1:04.331	19.265	23.248	21.818
20	15:50:51.386	1:05.609	20.031	23.715	21.863
21	15:51:56.474	1:05.088	19.374	23.859	21.855
22	15:53:01.972	1:05.498	19.277	23.429	22.792
23	15:54:07.314	1:05.342	19.595	23.780	21.967
24	15:55:12.316	1:05.002	19.394	23.659	21.949
25	15:56:16.770	1:04.454	19.428	23.275	21.751

(14) Steve PAPWORTH

1	15:27:06.748	1:07.006	20.504		
2	15:28:09.416	1:02.668	18.396		
3	15:29:11.931	1:02.515	18.796		
4	15:30:17.341	1:05.410	19.619	24.574	21.217
5	15:31:19.873	1:02.532	18.661	22.932	20.939
6	15:32:22.403	1:02.530	18.828		
7	15:33:28.162	1:05.759	19.364		
8	15:34:35.061	1:06.899	20.953	24.781	21.165
9	15:35:38.204	1:03.143	19.698		
10	15:36:41.325	1:03.121	18.865	23.350	20.906
11	15:39:47.886	3:06.561	18.276		
12	15:40:54.462	1:06.576	21.648		
13	15:41:58.357	1:03.895	18.762		
14	15:43:03.057	1:04.700	18.655		
15	15:44:08.314	1:05.257	19.288		
16	15:45:12.146	1:03.832	18.664	24.056	21.112
17	15:46:16.738	1:04.592	20.362		
18	15:47:19.943	1:03.205	19.490		
19	15:48:25.383	1:05.440	19.554		

(35) Joe BENN

1	15:27:15.545	1:14.112	22.751	26.844	24.517
2	15:28:28.641	1:13.096	20.932	27.791	24.373
3	15:29:38.629	1:09.988	20.552	25.672	23.764
4	15:30:49.872	1:11.243	21.234	25.885	24.124
5	15:32:00.875	1:11.003	20.935	25.563	24.505
6	15:33:11.429	1:10.554	21.023	25.577	23.954
7	15:34:23.951	1:12.522	21.592	25.645	25.285
8	15:35:36.602	1:12.651	21.677	25.519	25.455
9	15:36:47.933	1:11.331	20.878	25.842	24.611
10	15:37:58.885	1:10.952	20.927	25.577	24.448
11	15:39:09.182	1:10.297	21.025	25.405	23.867
12	15:42:16.169	3:06.987	21.020	25.171	
13	15:43:29.489	1:13.320	23.943	25.709	23.668
14	15:44:40.311	1:10.822	21.543	25.846	23.433
15	15:45:50.268	1:09.957	20.865	25.017	24.075
16	15:47:00.884	1:10.616	20.967	25.631	24.018
17	15:48:12.390	1:11.506	20.732	27.043	23.731
18	15:49:21.853	1:09.463	20.845	25.255	23.363
19	15:50:31.633	1:09.780	21.233	25.032	23.515
20	15:51:49.874	1:18.241	20.941		
21	15:53:02.963	1:13.089	21.464	26.855	24.770
22	15:54:15.077	1:12.114	21.171	26.621	24.322
23	15:55:27.833	1:12.756	21.435	26.763	24.558
24	15:56:39.027	1:11.194	21.043	25.932	24.219

(30) G BARLOW / D CASSAR

1	15:26:59.817	1:02.295	19.183	23.460	19.652
2	15:28:00.112	1:00.295	18.139	22.387	19.769
3	15:28:59.302	59.190	17.563		
4	15:29:59.648	1:00.346	17.746	22.509	20.091
5	15:31:00.198	1:00.550	17.775	22.216	20.559
6	15:32:00.056	59.858	17.860	22.372	19.626
7	15:33:00.942	1:00.886	18.048	22.348	20.490
8	15:34:11.895	1:10.953	27.157	23.288	20.508
9	15:35:13.641	1:01.746	18.409	22.957	20.380
10	15:36:15.695	1:02.054	18.400	22.617	21.037
11	15:39:13.036	2:57.341	18.100	22.803	
12	15:40:15.882	1:02.846	20.247	22.360	20.239
13	15:43:23.155	3:07.273	17.704	28.768	
14	15:44:26.604	1:03.449	20.291	22.808	20.350

(1) Martin ADDISON

1	15:27:03.658	1:05.150	19.634	24.785	20.731
2	15:28:04.475	1:00.817	18.384	22.211	20.222
3	15:29:40.621	1:36.146	19.448	24.633	
4	15:30:46.736	1:06.115	20.915	23.426	21.774
5	15:31:48.311	1:01.575	18.107	23.296	20.172
6	15:32:50.081	1:01.770	18.251	22.945	20.574
7	15:33:53.743	1:03.662	18.250	23.157	22.255

(88) Andrew BARRON

1	15:27:18.961	1:15.911	23.479	26.872	25.560
2	15:28:33.200	1:14.239	21.729	27.228	25.282
3	15:29:46.781	1:13.581	21.859	26.491	25.231
4	15:31:02.878	1:16.097	21.727	28.403	25.967
5	15:32:15.467	1:12.589	21.594	25.998	24.997
6	15:33:28.702	1:13.235	21.923	26.371	24.941
7	15:34:42.379	1:13.677	22.222	26.451	25.004

Clerk of the Course

Sig ; Rob Briggs Time :

Chief Timekeeper : Ian Sharp (SMART Timing)

Results available at www.smart-timing.co.uk and www.speedhive.com

Printed: 04/07/2021 15:58:39

Orbits





CSCC Race meeting AC

Lapchart

Tin Tops / Puma Cup

Knockhill 1.267 miles

Race 10

04/07/2021 15:35

Race (30:00 Time) started at 15:25:50



Competitors	Laps																							
	0	1	2	3	4	5	6	7	8	9	10	11	12	13	14	15	16	17	18	19	20	21	22	23
Steve SIMPSON (62)	1	62	62	62	62	62	62	62	62	62	62	62	27	27	27	27	27	27	27	27	27	27	27	27
J SLATER / R HARMAN (27)	2	27	27	27	27	27	27	27	27	27	27	27	15	15	15	15	15	15	62	62	62	62	62	62
G BARLOW / D CASSAR (30)	3	30	30	15	15	15	15	15	15	15	15	15	21	62	62	62	62	62	22	22	22	22	22	22
Dominic ROSE (119)	4	119	15	30	30	30	30	30	30	30	30	22	169	22	22	22	22	22	2	2	2	2	2	15
Russell THOMSON (15)	5	15	119	119	2	2	2	2	2	2	2	22	119	62	2	2	2	2	15	15	15	15	15	2
Martin ADDISON (1)	6	1	2	2	119	22	22	22	22	22	119	16	30	16	16	16	16	16	16	16	84	84	84	
Blair ROEBUCK (2)	7	2	1	1	22	119	119	119	119	119	119	16	84	22	14	14	41	84	84	84	84	16	16	16
N TONGUE / L WEBSTER (84)	8	84	22	22	14	14	14	14	16	16	16	84	41	2	41	41	84	41	41	41	41	41	41	41
Terry UPTON (16)	9	16	16	14	16	16	16	16	14	84	84	14	21	16	84	84	14	14	14	14	14	119	119	119
Shaun ELY (22)	10	22	14	16	84	84	84	84	14	14	41	142	41	119	119	119	119	119	119	119	21	21	21	21
Steve PAPWORTH (14)	11	14	84	84	41	41	41	41	41	41	41	810	169	14	21	21	21	21	21	21	21	810	810	810
John BAKER (810)	12	810	41	41	810	810	810	810	810	810	21	196	84	810	810	810	810	810	810	810	196	196	196	196
Benjamin ISAACS (169)	13	169	810	810	21	21	21	21	21	21	142	35	119	142	142	142	142	196	196	196	142	142	142	142
Christopher HURWOOD (21)	14	21	21	21	142	142	142	142	1	142	142	169	30	810	169	169	196	196	142	142	142	169	169	169
M & L ALEXANDER-WILLIAMS (77)	15	77	169	142	169	169	169	169	142	169	169	196	2	142	196	196	169	169	169	169	33	33	33	33
M JACKSON / N JACKSON (142)	16	142	142	169	196	196	196	1	169	196	196	35	14	196	33	33	33	33	33	33	33	35	35	35
Joe BENN (35)	17	35	35	196	33	1	1	196	196	33	33	2	810	33	30	30	35	35	35	35	35	88	88	88
Michael PETERS (41)	18	41	33	33	35	33	33	33	33	35	35	88	33	35	35	35	88	88	88	88	88	88	88	88
P HAMMOND / E QUAINMERE (33)	19	33	196	35	1	35	35	35	35	88	88	33	88	88	88	88								
Andrew BARRON (88)	20	88	88	88	88	88	88	88																
J GLOVER / E GLANVILL (196)	21	196																						